



**COMMONWEALTH OF PENNSYLVANIA
DEPARTMENT OF ENVIRONMENTAL PROTECTION
AIR QUALITY PROGRAM**

TITLE V/STATE OPERATING PERMIT

Issue Date:	April 12, 2021	Effective Date:	February 13, 2023
Revision Date:	February 13, 2023	Expiration Date:	March 31, 2026
Revision Type:	Amendment		

In accordance with the provisions of the Air Pollution Control Act, the Act of January 8, 1960, P.L. 2119, as amended, and 25 Pa. Code Chapter 127, the Owner, [and Operator if noted] (hereinafter referred to as permittee) identified below is authorized by the Department of Environmental Protection (Department) to operate the air emission source(s) more fully described in this permit. This Facility is subject to all terms and conditions specified in this permit. Nothing in this permit relieves the permittee from its obligations to comply with all applicable Federal, State and Local laws and regulations.

The regulatory or statutory authority for each permit condition is set forth in brackets. All terms and conditions in this permit are federally enforceable applicable requirements unless otherwise designated as "State-Only" or "non-applicable" requirements.

TITLE V Permit No: 20-00194

Federal Tax Id - Plant Code: 25-0626921-3

Owner Information

Name: LORD CORP
Mailing Address: 601 SOUTH ST
SAEGERTOWN, PA 16433-5050

Plant Information

Plant: LORD CORP/SAEGERTOWN
Location: 20 Crawford County 20931 Saegertown Borough
SIC Code: 2899 Manufacturing - Chemical Preparations, Nec

Responsible Official

Name: HENRY OLDACH
Title: PLANT MGR
Phone: (814) 763 - 2345 Ext.461 Email: henry.oldach@parker.com

Permit Contact Person

Name: SHARON LEVKUS
Title: EHS MANAGER
Phone: (814) 763 - 2345 Ext.426 Email: Sharon.levkus@parker.com

[Signature] _____
ERIC A. GUSTAFSON, NORTHWEST REGION AIR PROGRAM MANAGER



SECTION A. Table of Contents

Section A. Facility/Source Identification

Table of Contents
Site Inventory List

Section B. General Title V Requirements

- #001 Definitions
- #002 Prohibition of Air Pollution
- #003 Property Rights
- #004 Permit Expiration
- #005 Permit Renewal
- #006 Transfer of Ownership or Operational Control
- #007 Inspection and Entry
- #008 Compliance Requirements
- #009 Need to Halt or Reduce Activity Not a Defense
- #010 Duty to Provide Information
- #011 Reopening and Revising the Title V Permit for Cause
- #012 Reopening a Title V Permit for Cause by EPA
- #013 Operating Permit Application Review by the EPA
- #014 Significant Operating Permit Modifications
- #015 Minor Operating Permit Modifications
- #016 Administrative Operating Permit Amendments
- #017 Severability Clause
- #018 Fee Payment
- #019 Authorization for De Minimis Emission Increases
- #020 Reactivation of Sources
- #021 Circumvention
- #022 Submissions
- #023 Sampling, Testing and Monitoring Procedures
- #024 Compliance Certification
- #025 Recordkeeping Requirements
- #026 Reporting Requirements
- #027 Operational Flexibility
- #028 Risk Management
- #029 Approved Economic Incentives and Emission Trading Programs
- #030 Permit Shield
- #031 Reporting
- #032 Report Format

Section C. Site Level Title V Requirements

- C-I: Restrictions
- C-II: Testing Requirements
- C-III: Monitoring Requirements
- C-IV: Recordkeeping Requirements
- C-V: Reporting Requirements
- C-VI: Work Practice Standards
- C-VII: Additional Requirements
- C-VIII: Compliance Certification
- C-IX: Compliance Schedule

Section D. Source Level Title V Requirements

- D-I: Restrictions
- D-II: Testing Requirements
- D-III: Monitoring Requirements
- D-IV: Recordkeeping Requirements
- D-V: Reporting Requirements



SECTION A. Table of Contents

D-VI: Work Practice Standards
D-VII: Additional Requirements

Note: These same sub-sections are repeated for each source!

Section E. Source Group Restrictions

E-I: Restrictions
E-II: Testing Requirements
E-III: Monitoring Requirements
E-IV: Recordkeeping Requirements
E-V: Reporting Requirements
E-VI: Work Practice Standards
E-VII: Additional Requirements

Section F. Alternative Operating Scenario(s)

F-I: Restrictions
F-II: Testing Requirements
F-III: Monitoring Requirements
F-IV: Recordkeeping Requirements
F-V: Reporting Requirements
F-VI: Work Practice Standards
F-VII: Additional Requirements

Section G. Emission Restriction Summary

Section H. Miscellaneous

**SECTION A. Site Inventory List**

Source ID	Source Name	Capacity/Throughput	Fuel/Material
001	PROCESS BOILER	6.700 MMBTU/HR	
		6.700 MCF/HR	Natural Gas
004	PROCESS BOILER (NEW)	6.700 MMBTU/HR	
		6.700 MCF/HR	Natural Gas
010	MISC EXTERNAL COMBUSTION UNITS	N/A	Natural Gas
101	ADHESIVE MFG BLDG 8D	N/A	
102	URETHANE MANUFACTURING	N/A	
103C	BLDG 8, CHEMLOK MIX TANKS	N/A	
104	ADHESIVE MANUFACTURING BLDG 8	N/A	
104A	TS-700, T-140, T-1000, TS-500, TS-1001, & PDM-300 MIXERS	N/A	
105	BLDG 1 MIX TANKS (CHEMLOK)	N/A	
105A	PROCESS VESSEL ID #7004	N/A	
10800	"B" WASTE BULK TANK	N/A	WASTEWATER
10810	"NA BR / NA CL" WASTE BULK TANK	N/A	WASTEWATER
10990	SOLVENT RECOVERY UNIT	N/A	
117	STORAGE TANK (XYLENE, TOLUENE, MEK)	0.010 Gal/HR	
118	STORAGE TANK (XYLENE, TOLUENE, MEK)	0.010 Gal/HR	
122	STORAGE TANK (METHANOL, HOH, XYLENE)	0.010 Gal/HR	
202	REACTOR RS-18, HOLD TANK, CONDENSER	N/A	
204	DCD/METHYLENE CHLORIDE STILL		
205	REACTOR LRTR-7000 LATEX REACTOR & VACUUM VENT		
206	BROMINE STORAGE & TRANSFER		
207	RG-21 REACTOR, CONDENSER, VAC PUMP & BROMINATION EXHAUSTS	N/A	
300	LDAR - 40 CFR 63 - SUBPART TT		
301	LDAR - 40 CFR 63 - SUBPART R		
302	LDAR - 40 CFR 63 - SUBPART UU		
7000	MISC SMALL EMISSION UNITS		
7000A	MISCELLANEOUS PROCESS VESSELS		
7000C	PORTABLE PROCESS VESSELS REQUIRING COVERS		
7000F	MISC. BATCH PROCESS VENTS SUBJECT TO SUBPART FFFF		
7000T	SUBPART HHHHH STORAGE TANKS		
7010	BLDG 1 HOCHMEYER MIXER		
7030	BLDG 1, DRUM FILLER STATION	N/A	
7040	BLDG 1 WATER-BASED 750 GAL MIX TANK		
7110	REACTOR RG-3, PACKAGING	N/A	
7405	BLDG 5, RS-4 & RS-4TT	N/A	
7490	URETHANE ROOM 2 (4 MIX TANKS)	N/A	
7500	URETHANE ROOMS 2 & 3 (7 MIXERS)	N/A	

**SECTION A. Site Inventory List**

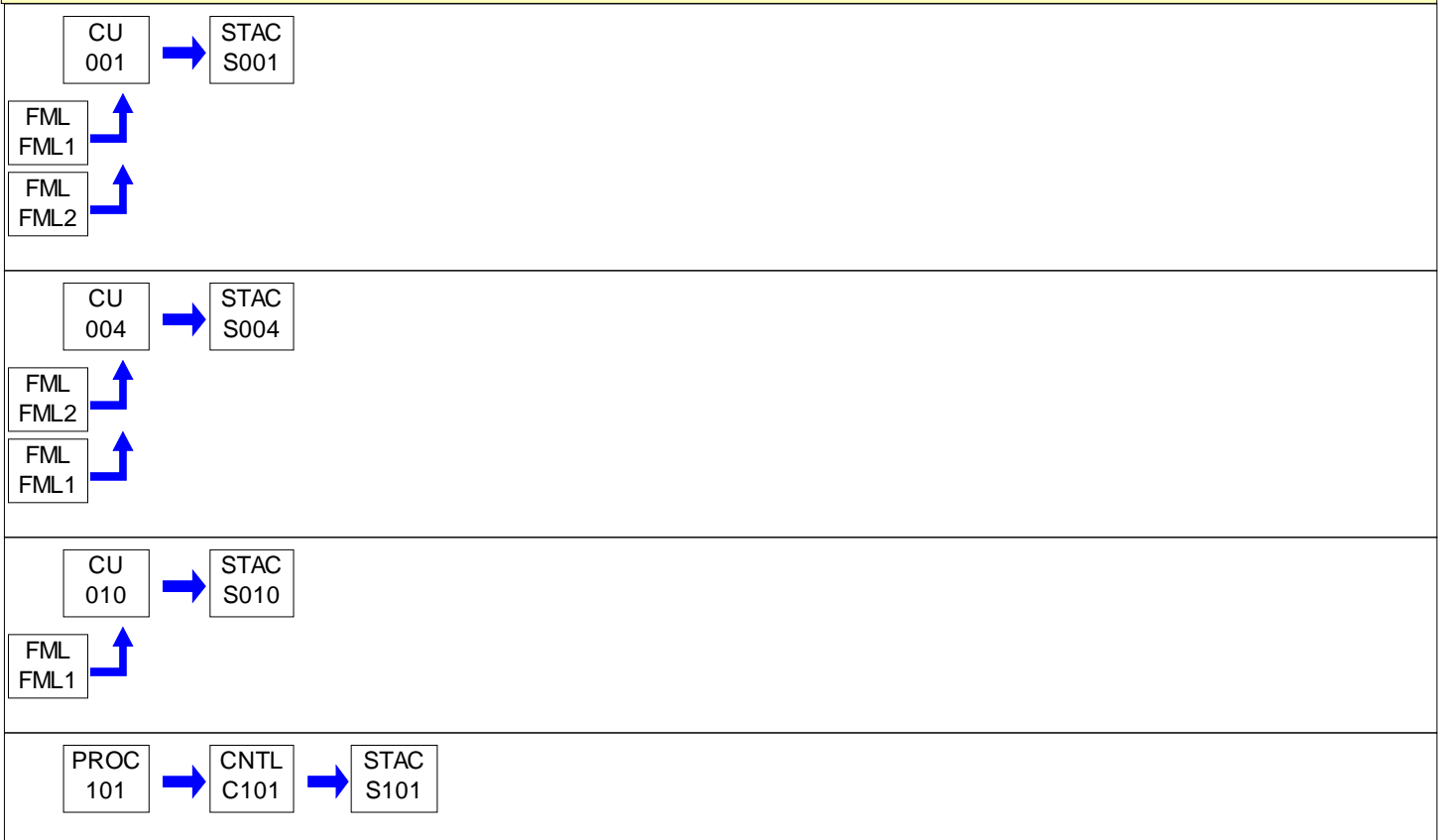
Source ID	Source Name	Capacity/Throughput	Fuel/Material
7690	BLEND TANK (1800 GAL) - URETHANE ROOM 1		
7830	BARTLETT SNOW DRYER/GRINDER DBQDO DRYER/GRINDER	N/A	
7940	BLDG 8, CRANDALL DRUM FILLER STA	N/A	
7970	ROTARY DRUM FILTER & VACUUM PUMP	N/A	
7971	SIEMENS PLATE AND FRAME FILTER PRESS WITH WASH LIQUOR TANK		
7972	SIEMENS PLATE AND FRAME FILTER PRESS WITH WASH LIQUOR TANK		
7980	REACTOR RG-9	N/A	
8100	REACTOR RS-13	N/A	
8130	REACTOR RS-12	N/A	
8150	REACTOR RG-30	N/A	
8280	A/N WASTE TANKS (2 @ 15K GALLONS EACH)	N/A	
8330	INSIDE QDO GRINDER	N/A	
8340	OUTSIDE QDO GRINDER	N/A	
8350	DRYER SIDE OF QDO DRY/GRIND	N/A	
8670	HYDROCHLORIC ACID TANK	55.000 Gal/HR	HCL
9240	EMERG. GENERATOR ENGINE (97.5 BHP)	809.200 CF/HR	Natural Gas
9241	EMERG. GENERATOR ENGINE (97.5 BHP)	809.200 CF/HR	Natural Gas
9242	NORTH DIESEL FIRE WATER PUMP	8.700 Gal/HR	#2 Oil
9243	CM-100 EMERGENCY BACKUP GENERATOR	2,115.000 CF/HR	Natural Gas
C06	DONALDSON-TORIT DUST COLLECTOR		
C101	BLDG 8L DC		
C102	BAGHOUSE (URETHANE MFG - ROOMS #2 & #3)		
C102A	BAGHOUSE (URETHANE MFR - ROOM #1)		
C103	BLDG 8, CHEMLOK MIX TANKS DC		
C104A	IA BAGHOUSE		
C104B	TS-500 MIXER DUST COLLECTOR		
C104C	TS-1001 MIXER DUST COLLECTOR		
C105	BLDG 1 CHEMLOK MIX TANKS DC		
C106	REGENERATIVE THERMAL OXIDIZER		
C204	ADSORBER		
C205	ADSORBER		
C206	CAUSTIC SCRUBBER		
C206A	CONDENSER		
C7010	BLDG 1 HOCHMEYER MIXER BAGHOUSE		
C7040	BLDG 1 WATER-BASED 750 GAL MIX TANK DC		
C7830	BARTLETT SNOW DRYER/GRINDER DC		
C7972	DUST COLLECTOR		
C8130	BAGHOUSE - REACTOR RS-12 EXHAUST		
C8280A	SCRUBBER "A" (A/N WASTE TANKS)		

**SECTION A. Site Inventory List**

Source ID	Source Name	Capacity/Throughput	Fuel/Material
C8280B	SCRUBBER "B" (A/N WASTE TANKS)		
C8330	INSIDE QDO GRINDER DC		
C8340	OUTSIDE QDO GRINDER - EAST DC		
C8350	DRYER SIDE OF QDO DRY/GRIND - WEST DC		
C8670	SCRUBBER (HCL TANK)		
FML1	N G PIPELINE		
FML2	#2 FUEL OIL		
S001	PROCESS BOILER STACK		
S004	BOILER STACK		
S010	MISC EXT COMBUST. UNITS S		
S101	BLDG 8L DC STACK		
S102	STACK - URETHANE ROOMS 2 & 3 DC		
S102A	STACK- URETHANE ROOM 1 DC		
S103	STACK - BLDG 8, CHEMLOK MIX TANKS DC		
S104A	STACK - IA BAGHOUSE		
S104B	STACK - TS-500 MIXER DUST COLLECTOR		
S104C	STACK - TS-500 MIXER DUST COLLECTOR		
S105	STACK - BLDG 1 CHEMLOK MIX TANKS DC		
S106	STACK		
S202A	RS-18 REACTOR STACK 1		
S202B	RS-18 REACTOR STACK 2		
S202C	RS-18 REACTOR STACK 3		
S202D	RS-18 REACTOR STACK 4		
S202E	RS-18 REACTOR STACK 5		
S204A	DCD/MC STILL STACK		
S204B	DCD/MC STILL STACK		
S205A	LATEX REACTOR STACK		
S205B	LATEX REACTOR STACK		
S206	BROMINE STACK		
S7000	SM EMISSION UNITS STACKS		
S7000F	STACK - SOURCE ID: 7000F		
S7010	BLDG 1 HOCHMEYER MIXER STACK		
S7030	STACK 7030		
S7040	STACK - BLDG 1 WATER-BASED 750 GAL MIX TANK DC		
S7110	PRISM 7110 STACK		
S7405	STACK - BLDG 5, RS-4 & RS-4TT		
S7490	STACK 7490		
S7500	STACK 7500		
S7690	STACK 7690		
S7830	BARTLETT SNOW DRYER/GRINDER STACK		

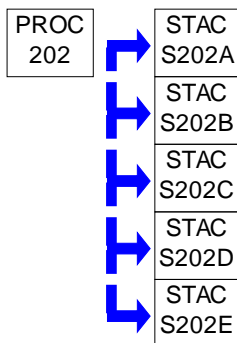
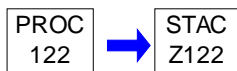
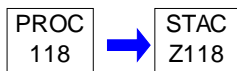
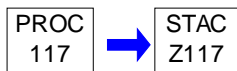
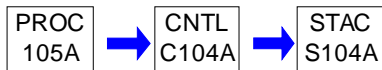
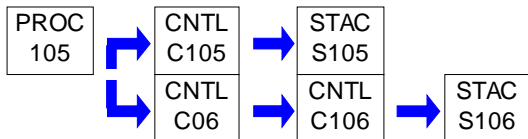
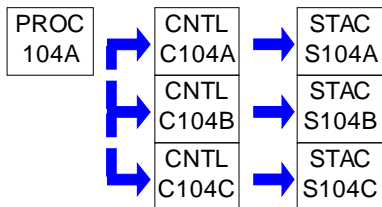
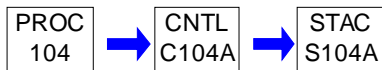
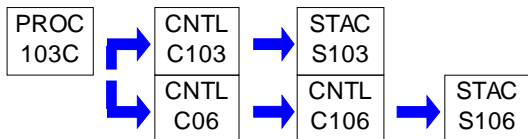
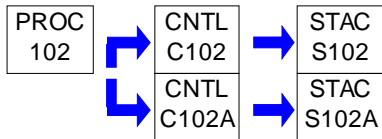
**SECTION A. Site Inventory List**

Source ID	Source Name	Capacity/Throughput	Fuel/Material
S7940	STACK 7940		
S7972	FILTER PRESS STACK		
S7980	REACTOR RG-9 STACK		
S8100	REACTOR RS-13 STACK		
S8130	REACTOR RS-12 BAGHOUSE STACK		
S8280	STACK 8280		
S8330	STACK 8330		
S8340	STACK 8340		
S8350	STACK 8350		
S8670	STACK 8670		
S9240	GENERATOR STACK		
S9241	EMERGENCY GENERATOR STACK		
S9242	STACK - SOURCE ID: 9242		
S9243	CM-100 EMERGENCY GENERATOR STACK		
Z117	TANK FUG		
Z118	TANK FUG		
Z122	TANK FUG		
Z7000T	FUGITIVE EMISSIONS FROM 7000T TANKS		

PERMIT MAPS

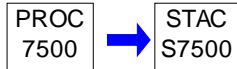
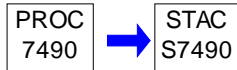
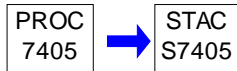
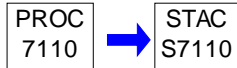
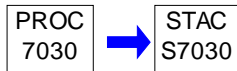
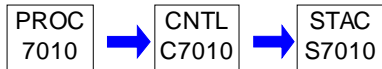
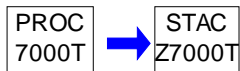
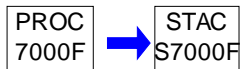
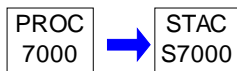
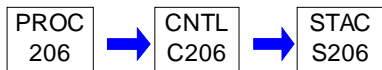
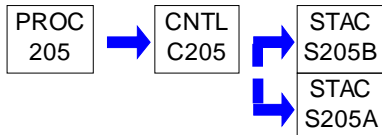
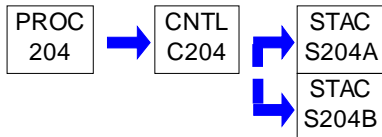


PERMIT MAPS



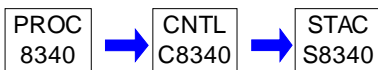

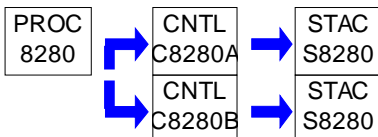
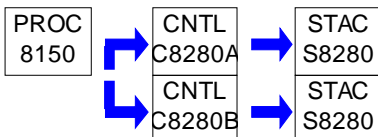

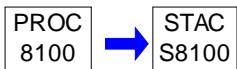
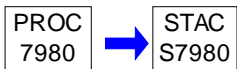
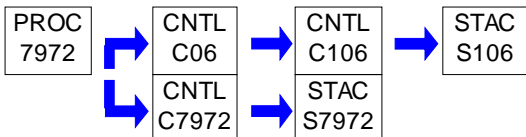
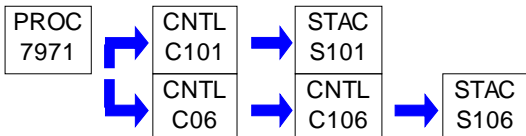
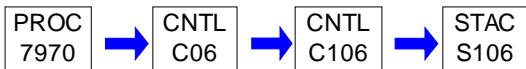
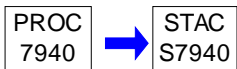

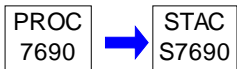


PERMIT MAPS



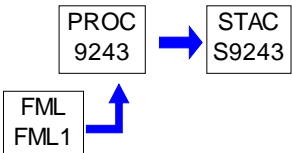
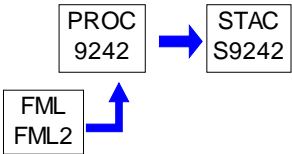
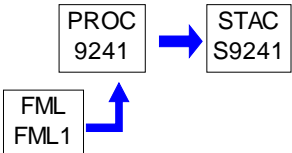
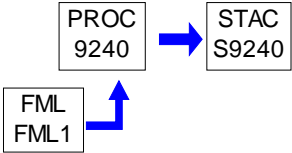


PERMIT MAPS





PERMIT MAPS



**SECTION B. General Title V Requirements****#001 [25 Pa. Code § 121.1]****Definitions**

Words and terms that are not otherwise defined in this permit shall have the meanings set forth in Section 3 of the Air Pollution Control Act (35 P.S. § 4003) and 25 Pa. Code § 121.1.

#002 [25 Pa. Code § 121.7]**Prohibition of Air Pollution**

No person may permit air pollution as that term is defined in the act.

#003 [25 Pa. Code § 127.512(c)(4)]**Property Rights**

This permit does not convey property rights of any sort, or any exclusive privileges.

#004 [25 Pa. Code § 127.446(a) and (c)]**Permit Expiration**

This operating permit is issued for a fixed term of five (5) years and shall expire on the date specified on Page 1 of this permit. The terms and conditions of the expired permit shall automatically continue pending issuance of a new Title V permit, provided the permittee has submitted a timely and complete application and paid applicable fees required under 25 Pa. Code Chapter 127, Subchapter I and the Department is unable, through no fault of the permittee, to issue or deny a new permit before the expiration of the previous permit. An application is complete if it contains sufficient information to begin processing the application, has the applicable sections completed and has been signed by a responsible official.

#005 [25 Pa. Code §§ 127.412, 127.413, 127.414, 127.446(e), 127.503 & 127.704(b)]**Permit Renewal**

(a) An application for the renewal of the Title V permit shall be submitted to the Department at least six (6) months, and not more than 18 months, before the expiration date of this permit. The renewal application is timely if a complete application is submitted to the Department's Regional Air Manager within the timeframe specified in this permit condition.

(b) The application for permit renewal shall include the current permit number, the appropriate permit renewal fee, a description of any permit revisions and off-permit changes that occurred during the permit term, and any applicable requirements that were promulgated and not incorporated into the permit during the permit term. The fees shall be made payable to "The Commonwealth of Pennsylvania Clean Air Fund" and submitted with the fee form to the respective regional office.

(c) The renewal application shall also include submission of proof that the local municipality and county, in which the facility is located, have been notified in accordance with 25 Pa. Code § 127.413. The application for renewal of the Title V permit shall also include submission of compliance review forms which have been used by the permittee to update information submitted in accordance with either 25 Pa. Code § 127.412(b) or § 127.412(j).

(d) The permittee, upon becoming aware that any relevant facts were omitted or incorrect information was submitted in the permit application, shall promptly submit such supplementary facts or corrected information during the permit renewal process. The permittee shall also promptly provide additional information as necessary to address any requirements that become applicable to the source after the date a complete renewal application was submitted but prior to release of a draft permit.

#006 [25 Pa. Code §§ 127.450(a)(4) & 127.464(a)]**Transfer of Ownership or Operational Control**

(a) In accordance with 25 Pa. Code § 127.450(a)(4), a change in ownership or operational control of the source shall be treated as an administrative amendment if:

- (1) The Department determines that no other change in the permit is necessary;
- (2) A written agreement has been submitted to the Department identifying the specific date of the transfer of permit responsibility, coverage and liability between the current and the new permittee; and,
- (3) A compliance review form has been submitted to the Department and the permit transfer has been approved by

**SECTION B. General Title V Requirements**

the Department.

(b) In accordance with 25 Pa. Code § 127.464(a), this permit may not be transferred to another person except in cases of transfer-of-ownership which are documented and approved to the satisfaction of the Department.

#007 [25 Pa. Code § 127.513, 35 P.S. § 4008 and § 114 of the CAA]**Inspection and Entry**

(a) Upon presentation of credentials and other documents as may be required by law for inspection and entry purposes, the permittee shall allow the Department of Environmental Protection or authorized representatives of the Department to perform the following:

- (1) Enter at reasonable times upon the permittee's premises where a Title V source is located or emissions related activity is conducted, or where records are kept under the conditions of this permit;
- (2) Have access to and copy or remove, at reasonable times, records that are kept under the conditions of this permit;
- (3) Inspect at reasonable times, facilities, equipment including monitoring and air pollution control equipment, practices, or operations regulated or required under this permit;
- (4) Sample or monitor, at reasonable times, substances or parameters, for the purpose of assuring compliance with the permit or applicable requirements as authorized by the Clean Air Act, the Air Pollution Control Act, or the regulations promulgated under the Acts.

(b) Pursuant to 35 P.S. § 4008, no person shall hinder, obstruct, prevent or interfere with the Department or its personnel in the performance of any duty authorized under the Air Pollution Control Act.

(c) Nothing in this permit condition shall limit the ability of the EPA to inspect or enter the premises of the permittee in accordance with Section 114 or other applicable provisions of the Clean Air Act.

#008 [25 Pa. Code §§ 127.25, 127.444, & 127.512(c)(1)]**Compliance Requirements**

(a) The permittee shall comply with the conditions of this permit. Noncompliance with this permit constitutes a violation of the Clean Air Act and the Air Pollution Control Act and is grounds for one (1) or more of the following:

- (1) Enforcement action
- (2) Permit termination, revocation and reissuance or modification
- (3) Denial of a permit renewal application

(b) A person may not cause or permit the operation of a source, which is subject to 25 Pa. Code Article III, unless the source(s) and air cleaning devices identified in the application for the plan approval and operating permit and the plan approval issued to the source are operated and maintained in accordance with specifications in the applications and the conditions in the plan approval and operating permit issued by the Department. A person may not cause or permit the operation of an air contamination source subject to 25 Pa. Code Chapter 127 in a manner inconsistent with good operating practices.

(c) For purposes of Sub-condition (b) of this permit condition, the specifications in applications for plan approvals and operating permits are the physical configurations and engineering design details which the Department determines are essential for the permittee's compliance with the applicable requirements in this Title V permit.

#009 [25 Pa. Code § 127.512(c)(2)]**Need to Halt or Reduce Activity Not a Defense**

It shall not be a defense for a permittee in an enforcement action that it would have been necessary to halt or reduce the permitted activity in order to maintain compliance with the conditions of this permit.

**SECTION B. General Title V Requirements****#010 [25 Pa. Code §§ 127.411(d) & 127.512(c)(5)]****Duty to Provide Information**

(a) The permittee shall furnish to the Department, within a reasonable time, information that the Department may request in writing to determine whether cause exists for modifying, revoking and reissuing, or terminating the permit, or to determine compliance with the permit.

(b) Upon request, the permittee shall also furnish to the Department copies of records that the permittee is required to keep by this permit, or for information claimed to be confidential, the permittee may furnish such records directly to the Administrator of EPA along with a claim of confidentiality.

#011 [25 Pa. Code §§ 127.463, 127.512(c)(3) & 127.542]**Reopening and Revising the Title V Permit for Cause**

(a) This Title V permit may be modified, revoked, reopened and reissued or terminated for cause. The filing of a request by the permittee for a permit modification, revocation and reissuance, or termination, or of a notification of planned changes or anticipated noncompliance does not stay a permit condition.

(b) This permit may be reopened, revised and reissued prior to expiration of the permit under one or more of the following circumstances:

(1) Additional applicable requirements under the Clean Air Act or the Air Pollution Control Act become applicable to a Title V facility with a remaining permit term of three (3) or more years prior to the expiration date of this permit. The Department will revise the permit as expeditiously as practicable but not later than 18 months after promulgation of the applicable standards or regulations. No such revision is required if the effective date of the requirement is later than the expiration date of this permit, unless the original permit or its terms and conditions has been extended.

(2) Additional requirements, including excess emissions requirements, become applicable to an affected source under the acid rain program. Upon approval by the Administrator of EPA, excess emissions offset plans for an affected source shall be incorporated into the permit.

(3) The Department or the EPA determines that this permit contains a material mistake or inaccurate statements were made in establishing the emissions standards or other terms or conditions of this permit.

(4) The Department or the Administrator of EPA determines that the permit must be revised or revoked to assure compliance with the applicable requirements.

(c) Proceedings to revise this permit shall follow the same procedures which apply to initial permit issuance and shall affect only those parts of this permit for which cause to revise exists. The revision shall be made as expeditiously as practicable.

(d) Regardless of whether a revision is made in accordance with (b)(1) above, the permittee shall meet the applicable standards or regulations promulgated under the Clean Air Act within the time frame required by standards or regulations.

#012 [25 Pa. Code § 127.543]**Reopening a Title V Permit for Cause by EPA**

As required by the Clean Air Act and regulations adopted thereunder, this permit may be modified, reopened and reissued, revoked or terminated for cause by EPA in accordance with procedures specified in 25 Pa. Code § 127.543.

#013 [25 Pa. Code § 127.522(a)]**Operating Permit Application Review by the EPA**

The applicant may be required by the Department to provide a copy of the permit application, including the compliance plan, directly to the Administrator of the EPA. Copies of title V permit applications to EPA, pursuant to 25 PA Code §127.522(a), shall be submitted, if required, to the following EPA e-mail box:

R3_Air_Apps_and_Notices@epa.gov

Please place the following in the subject line: TV [permit number], [Facility Name].

**SECTION B. General Title V Requirements****#014 [25 Pa. Code § 127.541]****Significant Operating Permit Modifications**

When permit modifications during the term of this permit do not qualify as minor permit modifications or administrative amendments, the permittee shall submit an application for significant Title V permit modifications in accordance with 25 Pa. Code § 127.541. Notifications to EPA, pursuant to 25 PA Code §127.522(a), if required, shall be submitted, to the following EPA e-mail box:

R3_Air_Apps_and_Notices@epa.gov

Please place the following in the subject line: TV [permit number], [Facility Name].

#015 [25 Pa. Code §§ 121.1 & 127.462]**Minor Operating Permit Modifications**

The permittee may make minor operating permit modifications (as defined in 25 Pa. Code §121.1), on an expedited basis, in accordance with 25 Pa. Code §127.462 (relating to minor operating permit modifications). Notifications to EPA, pursuant to 25 PA Code §127.462(c), if required, shall be submitted, to the following EPA e-mail box:

R3_Air_Apps_and_Notices@epa.gov

Please place the following in the subject line: TV [permit number], [Facility Name].

#016 [25 Pa. Code § 127.450]**Administrative Operating Permit Amendments**

(a) The permittee may request administrative operating permit amendments, as defined in 25 Pa. Code §127.450(a). Copies of request for administrative permit amendment to EPA, pursuant to 25 PA Code §127.450(c)(1), if required, shall be submitted to the following EPA e-mail box:

R3_Air_Apps_and_Notices@epa.gov

Please place the following in the subject line: TV [permit number], [Facility Name].

(b) Upon final action by the Department granting a request for an administrative operating permit amendment covered under §127.450(a)(5), the permit shield provisions in 25 Pa. Code § 127.516 (relating to permit shield) shall apply to administrative permit amendments incorporated in this Title V Permit in accordance with §127.450(c), unless precluded by the Clean Air Act or the regulations thereunder.

#017 [25 Pa. Code § 127.512(b)]**Severability Clause**

The provisions of this permit are severable, and if any provision of this permit is determined by the Environmental Hearing Board or a court of competent jurisdiction, or US EPA to be invalid or unenforceable, such a determination will not affect the remaining provisions of this permit.

#018 [25 Pa. Code §§ 127.704, 127.705 & 127.707]**Fee Payment**

(a) The permittee shall pay fees to the Department in accordance with the applicable fee schedules in 25 Pa. Code Chapter 127, Subchapter I (relating to plan approval and operating permit fees). The applicable fees shall be made payable to "The Commonwealth of Pennsylvania Clean Air Fund" with the permit number clearly indicated and submitted to the respective regional office.

(b) Emission Fees. The permittee shall, on or before September 1st of each year, pay applicable annual Title V emission fees for emissions occurring in the previous calendar year as specified in 25 Pa. Code § 127.705. The permittee is not required to pay an emission fee for emissions of more than 4,000 tons of each regulated pollutant emitted from the facility.

(c) As used in this permit condition, the term "regulated pollutant" is defined as a VOC, each pollutant regulated under Sections 111 and 112 of the Clean Air Act and each pollutant for which a National Ambient Air Quality Standard has been promulgated, except that carbon monoxide is excluded.

**SECTION B. General Title V Requirements**

(d) Late Payment. Late payment of emission fees will subject the permittee to the penalties prescribed in 25 Pa. Code § 127.707 and may result in the suspension or termination of the Title V permit. The permittee shall pay a penalty of fifty percent (50%) of the fee amount, plus interest on the fee amount computed in accordance with 26 U.S.C.A. § 6621(a)(2) from the date the emission fee should have been paid in accordance with the time frame specified in 25 Pa. Code § 127.705(c).

(e) The permittee shall pay an annual operating permit maintenance fee according to the following fee schedule established in 25 Pa. Code § 127.704(d) on or before December 31 of each year for the next calendar year.

(1) Eight thousand dollars (\$8,000) for calendar years 2021—2025.

(2) Ten thousand dollars (\$10,000) for calendar years 2026—2030.

(3) Twelve thousand five hundred dollars (\$12,500) for the calendar years beginning with 2031.

#019 [25 Pa. Code §§ 127.14(b) & 127.449]**Authorization for De Minimis Emission Increases**

(a) This permit authorizes de minimis emission increases from a new or existing source in accordance with 25 Pa. Code §§ 127.14 and 127.449 without the need for a plan approval or prior issuance of a permit modification. The permittee shall provide the Department with seven (7) days prior written notice before commencing any de minimis emissions increase that would result from either: (1) a physical change of minor significance under § 127.14(c)(1); or (2) the construction, installation, modification or reactivation of an air contamination source. The written notice shall:

(1) Identify and describe the pollutants that will be emitted as a result of the de minimis emissions increase.

(2) Provide emission rates expressed in tons per year and in terms necessary to establish compliance consistent with any applicable requirement.

The Department may disapprove or condition de minimis emission increases at any time.

(b) Except as provided below in (c) and (d) of this permit condition, the permittee is authorized during the term of this permit to make de minimis emission increases (expressed in tons per year) up to the following amounts without the need for a plan approval or prior issuance of a permit modification:

(1) Four tons of carbon monoxide from a single source during the term of the permit and 20 tons of carbon monoxide at the facility during the term of the permit.

(2) One ton of NO_x from a single source during the term of the permit and 5 tons of NO_x at the facility during the term of the permit.

(3) One and six-tenths tons of the oxides of sulfur from a single source during the term of the permit and 8.0 tons of oxides of sulfur at the facility during the term of the permit.

(4) Six-tenths of a ton of PM₁₀ from a single source during the term of the permit and 3.0 tons of PM₁₀ at the facility during the term of the permit. This shall include emissions of a pollutant regulated under Section 112 of the Clean Air Act unless precluded by the Clean Air Act or 25 Pa. Code Article III.

(5) One ton of VOCs from a single source during the term of the permit and 5.0 tons of VOCs at the facility during the term of the permit. This shall include emissions of a pollutant regulated under Section 112 of the Clean Air Act unless precluded by the Clean Air Act or 25 Pa. Code Article III.

(c) In accordance with § 127.14, the permittee may install the following minor sources without the need for a plan approval:

(1) Air conditioning or ventilation systems not designed to remove pollutants generated or released from other sources.

(2) Combustion units rated at 2,500,000 or less Btu per hour of heat input.

**SECTION B. General Title V Requirements**

(3) Combustion units with a rated capacity of less than 10,000,000 Btu per hour heat input fueled by natural gas supplied by a public utility, liquefied petroleum gas or by commercial fuel oils which are No. 2 or lighter, viscosity less than or equal to 5.82 c St, and which meet the sulfur content requirements of 25 Pa. Code § 123.22 (relating to combustion units). For purposes of this permit, commercial fuel oil shall be virgin oil which has no reprocessed, recycled or waste material added.

(4) Space heaters which heat by direct heat transfer.

(5) Laboratory equipment used exclusively for chemical or physical analysis.

(6) Other sources and classes of sources determined to be of minor significance by the Department.

(d) This permit does not authorize de minimis emission increases if the emissions increase would cause one or more of the following:

(1) Increase the emissions of a pollutant regulated under Section 112 of the Clean Air Act except as authorized in Subparagraphs (b)(4) and (5) of this permit condition.

(2) Subject the facility to the prevention of significant deterioration requirements in 25 Pa. Code Chapter 127, Subchapter D and/or the new source review requirements in Subchapter E.

(3) Violate any applicable requirement of the Air Pollution Control Act, the Clean Air Act, or the regulations promulgated under either of the acts.

(4) Changes which are modifications under any provision of Title I of the Clean Air Act and emission increases which would exceed the allowable emissions level (expressed as a rate of emissions or in terms of total emissions) under the Title V permit.

(e) Unless precluded by the Clean Air Act or the regulations thereunder, the permit shield described in 25 Pa. Code § 127.516 (relating to permit shield) shall extend to the changes made under 25 Pa. Code § 127.449 (relating to de minimis emission increases).

(f) Emissions authorized under this permit condition shall be included in the monitoring, recordkeeping and reporting requirements of this permit.

(g) Except for de minimis emission increases allowed under this permit, 25 Pa. Code § 127.449, or sources and physical changes meeting the requirements of 25 Pa. Code § 127.14, the permittee is prohibited from making physical changes or engaging in activities that are not specifically authorized under this permit without first applying for a plan approval. In accordance with § 127.14(b), a plan approval is not required for the construction, modification, reactivation, or installation of the sources creating the de minimis emissions increase.

(h) The permittee may not meet de minimis emission threshold levels by offsetting emission increases or decreases at the same source.

#020 [25 Pa. Code §§ 127.11a & 127.215]**Reactivation of Sources**

(a) The permittee may reactivate a source at the facility that has been out of operation or production for at least one year, but less than or equal to five (5) years, if the source is reactivated in accordance with the requirements of 25 Pa. Code §§ 127.11a and 127.215. The reactivated source will not be considered a new source.

(b) A source which has been out of operation or production for more than five (5) years but less than 10 years may be reactivated and will not be considered a new source if the permittee satisfies the conditions specified in 25 Pa. Code § 127.11a(b).

#021 [25 Pa. Code §§ 121.9 & 127.216]**Circumvention**

(a) The owner of this Title V facility, or any other person, may not circumvent the new source review requirements of 25 Pa. Code Chapter 127, Subchapter E by causing or allowing a pattern of ownership or development, including the

**SECTION B. General Title V Requirements**

phasing, staging, delaying or engaging in incremental construction, over a geographic area of a facility which, except for the pattern of ownership or development, would otherwise require a permit or submission of a plan approval application.

(b) No person may permit the use of a device, stack height which exceeds good engineering practice stack height, dispersion technique or other technique which, without resulting in reduction of the total amount of air contaminants emitted, conceals or dilutes an emission of air contaminants which would otherwise be in violation of this permit, the Air Pollution Control Act or the regulations promulgated thereunder, except that with prior approval of the Department, the device or technique may be used for control of malodors.

#022 [25 Pa. Code §§ 127.402(d) & 127.513(1)]**Submissions**

(a) Reports, test data, monitoring data, notifications and requests for renewal of the permit shall be submitted to the:

Regional Air Program Manager
PA Department of Environmental Protection
(At the address given on the permit transmittal letter, or otherwise notified)

(b) Any report or notification for the EPA Administrator or EPA Region III should be addressed to:

Enforcement & Compliance Assurance Division
Air, RCRA and Toxics Branch (3ED21)
Four Penn Center
1600 John F. Kennedy Boulevard
Philadelphia, PA 19103-2852

The Title V compliance certification shall be emailed to EPA at R3_APD_Permits@epa.gov.

(c) An application, form, report or compliance certification submitted pursuant to this permit condition shall contain certification by a responsible official as to truth, accuracy, and completeness as required under 25 Pa. Code § 127.402(d). Unless otherwise required by the Clean Air Act or regulations adopted thereunder, this certification and any other certification required pursuant to this permit shall state that, based on information and belief formed after reasonable inquiry, the statements and information in the document are true, accurate and complete.

#023 [25 Pa. Code §§ 127.441(c) & 127.463(e); Chapter 139; & 114(a)(3), 504(b) of the CAA]**Sampling, Testing and Monitoring Procedures**

(a) The permittee shall perform the emissions monitoring and analysis procedures or test methods for applicable requirements of this Title V permit. In addition to the sampling, testing and monitoring procedures specified in this permit, the Permittee shall comply with any additional applicable requirements promulgated under the Clean Air Act after permit issuance regardless of whether the permit is revised.

(b) The sampling, testing and monitoring required under the applicable requirements of this permit, shall be conducted in accordance with the requirements of 25 Pa. Code Chapter 139 unless alternative methodology is required by the Clean Air Act (including §§ 114(a)(3) and 504(b)) and regulations adopted thereunder.

#024 [25 Pa. Code § 127.513]**Compliance Certification**

(a) One year after the date of issuance of the Title V permit, and each year thereafter, unless specified elsewhere in the permit, the permittee shall submit to the Department and EPA Region III a certificate of compliance with the terms and conditions in this permit, for the previous year, including the emission limitations, standards or work practices. This certification shall include:

- (1) The identification of each term or condition of the permit that is the basis of the certification.
- (2) The compliance status.
- (3) The methods used for determining the compliance status of the source, currently and over the reporting period.
- (4) Whether compliance was continuous or intermittent.

(b) The compliance certification shall be postmarked or hand-delivered no later than thirty days after each anniversary of

**SECTION B. General Title V Requirements**

the date of issuance of this Title V Operating Permit, or on the submittal date specified elsewhere in the permit, to the Department in accordance with the submission requirements specified in Section B, Condition #022 of this permit. The Title V compliance certification shall be emailed to EPA at R3_APD_Permits@epa.gov.

#025 [25 Pa. Code §§ 127.511 & Chapter 135]**Recordkeeping Requirements**

(a) The permittee shall maintain and make available, upon request by the Department, records of required monitoring information that include the following:

- (1) The date, place (as defined in the permit) and time of sampling or measurements.
- (2) The dates the analyses were performed.
- (3) The company or entity that performed the analyses.
- (4) The analytical techniques or methods used.
- (5) The results of the analyses.
- (6) The operating conditions as existing at the time of sampling or measurement.

(b) The permittee shall retain records of the required monitoring data and supporting information for at least five (5) years from the date of the monitoring sample, measurement, report or application. Supporting information includes the calibration data and maintenance records and original strip-chart recordings for continuous monitoring instrumentation, and copies of reports required by the permit.

(c) The permittee shall maintain and make available to the Department upon request, records including computerized records that may be necessary to comply with the reporting, recordkeeping and emission statement requirements in 25 Pa. Code Chapter 135 (relating to reporting of sources). In accordance with 25 Pa. Code Chapter 135, § 135.5, such records may include records of production, fuel usage, maintenance of production or pollution control equipment or other information determined by the Department to be necessary for identification and quantification of potential and actual air contaminant emissions. If direct recordkeeping is not possible or practical, sufficient records shall be kept to provide the needed information by indirect means.

#026 [25 Pa. Code §§ 127.411(d), 127.442, 127.463(e) & 127.511(c)]**Reporting Requirements**

(a) The permittee shall comply with the reporting requirements for the applicable requirements specified in this Title V permit. In addition to the reporting requirements specified herein, the permittee shall comply with any additional applicable reporting requirements promulgated under the Clean Air Act after permit issuance regardless of whether the permit is revised.

(b) Pursuant to 25 Pa. Code § 127.511(c), the permittee shall submit reports of required monitoring at least every six (6) months unless otherwise specified in this permit. Instances of deviations (as defined in 25 Pa. Code § 121.1) from permit requirements shall be clearly identified in the reports. The reporting of deviations shall include the probable cause of the deviations and corrective actions or preventative measures taken, except that sources with continuous emission monitoring systems shall report according to the protocol established and approved by the Department for the source. The required reports shall be certified by a responsible official.

(c) Every report submitted to the Department under this permit condition shall comply with the submission procedures specified in Section B, Condition #022(c) of this permit.

(d) Any records, reports or information obtained by the Department or referred to in a public hearing shall be made available to the public by the Department except for such records, reports or information for which the permittee has shown cause that the documents should be considered confidential and protected from disclosure to the public under Section 4013.2 of the Air Pollution Control Act and consistent with Sections 112(d) and 114(c) of the Clean Air Act and 25 Pa. Code § 127.411(d). The permittee may not request a claim of confidentiality for any emissions data generated for the Title V facility.

**SECTION B. General Title V Requirements****#027 [25 Pa. Code § 127.3]****Operational Flexibility**

The permittee is authorized to make changes within the Title V facility in accordance with the following provisions in 25 Pa. Code Chapter 127 which implement the operational flexibility requirements of Section 502(b)(10) of the Clean Air Act and Section 6.1(i) of the Air Pollution Control Act:

- (1) Section 127.14 (relating to exemptions)
- (2) Section 127.447 (relating to alternative operating scenarios)
- (3) Section 127.448 (relating to emissions trading at facilities with federally enforceable emissions caps)
- (4) Section 127.449 (relating to de minimis emission increases)
- (5) Section 127.450 (relating to administrative operating permit amendments)
- (6) Section 127.462 (relating to minor operating permit amendments)
- (7) Subchapter H (relating to general plan approvals and operating permits)

#028 [25 Pa. Code §§ 127.441(d), 127.512(i) and 40 CFR Part 68]**Risk Management**

(a) If required by Section 112(r) of the Clean Air Act, the permittee shall develop and implement an accidental release program consistent with requirements of the Clean Air Act, 40 CFR Part 68 (relating to chemical accident prevention provisions) and the Federal Chemical Safety Information, Site Security and Fuels Regulatory Relief Act (P.L. 106-40).

(b) The permittee shall prepare and implement a Risk Management Plan (RMP) which meets the requirements of Section 112(r) of the Clean Air Act, 40 CFR Part 68 and the Federal Chemical Safety Information, Site Security and Fuels Regulatory Relief Act when a regulated substance listed in 40 CFR § 68.130 is present in a process in more than the listed threshold quantity at the Title V facility. The permittee shall submit the RMP to the federal Environmental Protection Agency according to the following schedule and requirements:

- (1) The permittee shall submit the first RMP to a central point specified by EPA no later than the latest of the following:
 - (i) Three years after the date on which a regulated substance is first listed under § 68.130; or,
 - (ii) The date on which a regulated substance is first present above a threshold quantity in a process.

(2) The permittee shall submit any additional relevant information requested by the Department or EPA concerning the RMP and shall make subsequent submissions of RMPs in accordance with 40 CFR § 68.190.

(3) The permittee shall certify that the RMP is accurate and complete in accordance with the requirements of 40 CFR Part 68, including a checklist addressing the required elements of a complete RMP.

(c) As used in this permit condition, the term "process" shall be as defined in 40 CFR § 68.3. The term "process" means any activity involving a regulated substance including any use, storage, manufacturing, handling, or on-site movement of such substances or any combination of these activities. For purposes of this definition, any group of vessels that are interconnected, or separate vessels that are located such that a regulated substance could be involved in a potential release, shall be considered a single process.

(d) If the Title V facility is subject to 40 CFR Part 68, as part of the certification required under this permit, the permittee shall:

- (1) Submit a compliance schedule for satisfying the requirements of 40 CFR Part 68 by the date specified in 40 CFR § 68.10(a); or,
- (2) Certify that the Title V facility is in compliance with all requirements of 40 CFR Part 68 including the registration and submission of the RMP.

**SECTION B. General Title V Requirements**

(e) If the Title V facility is subject to 40 CFR Part 68, the permittee shall maintain records supporting the implementation of an accidental release program for five (5) years in accordance with 40 CFR § 68.200.

(f) When the Title V facility is subject to the accidental release program requirements of Section 112(r) of the Clean Air Act and 40 CFR Part 68, appropriate enforcement action will be taken by the Department if:

(1) The permittee fails to register and submit the RMP or a revised plan pursuant to 40 CFR Part 68.

(2) The permittee fails to submit a compliance schedule or include a statement in the compliance certification required under Section B, Condition #026 of this permit that the Title V facility is in compliance with the requirements of Section 112(r) of the Clean Air Act, 40 CFR Part 68, and 25 Pa. Code § 127.512(i).

#029 [25 Pa. Code § 127.512(e)]**Approved Economic Incentives and Emission Trading Programs**

No permit revision shall be required under approved economic incentives, marketable permits, emissions trading and other similar programs or processes for changes that are provided for in this Title V permit.

#030 [25 Pa. Code §§ 127.516, 127.450(d), 127.449(f) & 127.462(g)]**Permit Shield**

(a) The permittee's compliance with the conditions of this permit shall be deemed in compliance with applicable requirements (as defined in 25 Pa. Code § 121.1) as of the date of permit issuance if either of the following applies:

(1) The applicable requirements are included and are specifically identified in this permit.

(2) The Department specifically identifies in the permit other requirements that are not applicable to the permitted facility or source.

(b) Nothing in 25 Pa. Code § 127.516 or the Title V permit shall alter or affect the following:

(1) The provisions of Section 303 of the Clean Air Act, including the authority of the Administrator of the EPA provided thereunder.

(2) The liability of the permittee for a violation of an applicable requirement prior to the time of permit issuance.

(3) The applicable requirements of the acid rain program, consistent with Section 408(a) of the Clean Air Act.

(4) The ability of the EPA to obtain information from the permittee under Section 114 of the Clean Air Act.

(c) Unless precluded by the Clean Air Act or regulations thereunder, final action by the Department incorporating a significant permit modification in this Title V Permit shall be covered by the permit shield at the time that the permit containing the significant modification is issued.

#031 [25 Pa. Code §135.3]**Reporting**

(a) The permittee shall submit by March 1 of each year an annual emissions report for the preceding calendar year. The report shall include information for all active previously reported sources, new sources which were first operated during the preceding calendar year, and sources modified during the same period which were not previously reported. All air emissions from the facility should be estimated and reported.

(b) A source owner or operator may request an extension of time from the Department for the filing of an annual emissions report, and the Department may grant the extension for reasonable cause.

#032 [25 Pa. Code §135.4]**Report Format**

Emissions reports shall contain sufficient information to enable the Department to complete its emission inventory. Emissions reports shall be made by the source owner or operator in a format specified by the Department.

**SECTION C. Site Level Requirements****I. RESTRICTIONS.****Emission Restriction(s).****# 001 [25 Pa. Code §123.1]****Prohibition of certain fugitive emissions**

(a) No person may permit the emission into the outdoor atmosphere of a fugitive air contaminant from a source other than the following:

- (1) Construction or demolition of buildings or structures.
- (2) Grading, paving and maintenance of roads and streets.
- (3) Use of roads and streets. Emissions from material in or on trucks, railroad cars and other vehicular equipment are not considered as emissions from use of roads and streets.
- (4) Clearing of land.
- (5) Stockpiling of materials.
- (6) Open burning operations.
- (7) - (8) [Do not apply]
- (9) Sources and classes of sources other than those identified in paragraphs (1)—(8), for which the operator has obtained a determination from the Department that fugitive emissions from the source, after appropriate control, meet the following requirements:
 - (i) The emissions are of minor significance with respect to causing air pollution.
 - (ii) The emissions are not preventing or interfering with the attainment or maintenance of an ambient air quality standard.
- (b) An application form for requesting a determination under either subsection (a)(9) or § 129.15(c) is available from the Department. In reviewing these applications, the Department may require the applicant to supply information including, but not limited to, a description of proposed control measures, characteristics of emissions, quantity of emissions and ambient air quality data and analysis showing the impact of the source on ambient air quality. The applicant is required to demonstrate that the requirements of subsections (a)(9) and (c) and § 123.2 [Condition #002, below] (relating to fugitive particulate matter) or of the requirements of § 129.15(c) have been satisfied. Upon such demonstration, the Department will issue a determination, in writing, either as an operating permit condition, for those sources subject to permit requirements under the act, or as an order containing appropriate conditions and limitations.
- (c) [Printed under Work Practice Requirements in this section of permit.]
- (d) [Does not apply]

002 [25 Pa. Code §123.2]**Fugitive particulate matter**

A person may not permit fugitive particulate matter to be emitted into the outdoor atmosphere from a source specified in § 123.1(a)(1)—(9) [Condition #001, above] (relating to prohibition of certain fugitive emissions) if the emissions are visible at the point the emissions pass outside the person's property.

003 [25 Pa. Code §123.31]**Limitations**

- (a) [Printed under Work Practice Requirements in this section of permit.]
- (b) A person may not permit the emission into the outdoor atmosphere of any malodorous air contaminants from any source, in such a manner that the malodors are detectable outside the property of the person on whose land the source is being operated.

**SECTION C. Site Level Requirements**

(c) [Does not apply]

004 [25 Pa. Code §123.41]**Limitations**

A person may not permit the emission into the outdoor atmosphere of visible air contaminants in such a manner that the opacity of the emission is either of the following:

- (1) Equal to or greater than 20% for a period or periods aggregating more than 3 minutes in any 1 hour.
- (2) Equal to or greater than 60% at any time.

005 [25 Pa. Code §123.42]**Exceptions**

The limitations of § 123.41 [Condition #004, above] (relating to limitations) shall not apply to a visible emission in any of the following instances:

- (1) When the presence of uncombined water is the only reason for failure of the emission to meet the limitations.
- (2) When the emission results from the operation of equipment used solely to train and test persons in observing the opacity of visible emissions.
- (3) When the emission results from sources specified in § 123.1 (a)(1)—(9) [Condition #001, above] (relating to prohibition of certain fugitive emissions).
- (4) [Does not apply]

006 [25 Pa. Code §127.441]**Operating permit terms and conditions.**

The VOC emissions, from all sources at this facility combined, shall not exceed 160 tons during any consecutive twelve (12) month period.

[Authority for this condition is also derived from 25 Pa Code 129.91.]

II. TESTING REQUIREMENTS.**# 007 [25 Pa. Code §127.12b]****Plan approval terms and conditions.**

[From Plan Approval 20-00194F]

The Department reserves the right to require exhaust stack testing of any source(s) as necessary to verify emissions for purposes including determining the correct emission fee, malfunctions, or determining compliance with any applicable requirement.

[Authority for this condition is also derived from 25 Pa Code 129.91.]

008 [40 CFR Part 63 NESHAPS for Source Categories §40 CFR 63.7]**Subpart A--General Provisions****Performance testing requirements.**

(a) Applicability and performance test dates. (1) The applicability of this section is set out in §63.1(a)(4).

(2) Except as provided in paragraph (a)(4) of this section, if required to do performance testing by a relevant standard, and unless a waiver of performance testing is obtained under this section or the conditions of paragraph (c)(3)(ii)(B) of this section apply, the owner or operator of the affected source must perform such tests within 180 days of the compliance date for such source.

**SECTION C. Site Level Requirements**

(i)-(viii) [Reserved]

(ix) [Does not apply]

(3) The Administrator may require an owner or operator to conduct performance tests at the affected source at any other time when the action is authorized by section 114 of the Act.

(4) If a force majeure is about to occur, occurs, or has occurred for which the affected owner or operator intends to assert a claim of force majeure:

(i) The owner or operator shall notify the Administrator, in writing as soon as practicable following the date the owner or operator first knew, or through due diligence should have known that the event may cause or caused a delay in testing beyond the regulatory deadline specified in paragraph (a)(2) or (a)(3) of this section, or elsewhere in this part, but the notification must occur before the performance test deadline unless the initial force majeure or a subsequent force majeure event delays the notice, and in such cases, the notification shall occur as soon as practicable.

(ii) The owner or operator shall provide to the Administrator a written description of the force majeure event and a rationale for attributing the delay in testing beyond the regulatory deadline to the force majeure; describe the measures taken or to be taken to minimize the delay; and identify a date by which the owner or operator proposes to conduct the performance test. The performance test shall be conducted as soon as practicable after the force majeure occurs.

(iii) The decision as to whether or not to grant an extension to the performance test deadline is solely within the discretion of the Administrator. The Administrator will notify the owner or operator in writing of approval or disapproval of the request for an extension as soon as practicable.

(iv) Until an extension of the performance test deadline has been approved by the Administrator under paragraphs (a)(4)(i), (a)(4)(ii), and (a)(4)(iii) of this section, the owner or operator of the affected facility remains strictly subject to the requirements of this part.

(b) Notification of performance test. (1) The owner or operator of an affected source must notify the Administrator in writing of his or her intention to conduct a performance test at least 60 calendar days before the performance test is initially scheduled to begin to allow the Administrator, upon request, to review and approve the site-specific test plan required under paragraph (c) of this section and to have an observer present during the test.

(2) In the event the owner or operator is unable to conduct the performance test on the date specified in the notification requirement specified in paragraph (b)(1) of this section due to unforeseeable circumstances beyond his or her control, the owner or operator must notify the Administrator as soon as practicable and without delay prior to the scheduled performance test date and specify the date when the performance test is rescheduled. This notification of delay in conducting the performance test shall not relieve the owner or operator of legal responsibility for compliance with any other applicable provisions of this part or with any other applicable Federal, State, or local requirement, nor will it prevent the Administrator from implementing or enforcing this part or taking any other action under the Act.

(c) Quality assurance program. (1) The results of the quality assurance program required in this paragraph will be considered by the Administrator when he/she determines the validity of a performance test.

(2)(i) Submission of site-specific test plan. Before conducting a required performance test, the owner or operator of an affected source shall develop and, if requested by the Administrator, shall submit a site-specific test plan to the Administrator for approval. The test plan shall include a test program summary, the test schedule, data quality objectives, and both an internal and external quality assurance (QA) program. Data quality objectives are the pretest expectations of precision, accuracy, and completeness of data.

(ii) The internal QA program shall include, at a minimum, the activities planned by routine operators and analysts to provide an assessment of test data precision; an example of internal QA is the sampling and analysis of replicate samples.

(iii) The performance testing shall include a test method performance audit (PA) during the performance test. The PAs

**SECTION C. Site Level Requirements**

consist of blind audit samples supplied by an accredited audit sample provider and analyzed during the performance test in order to provide a measure of test data bias. Gaseous audit samples are designed to audit the performance of the sampling system as well as the analytical system and must be collected by the sampling system during the compliance test just as the compliance samples are collected. If a liquid or solid audit sample is designed to audit the sampling system, it must also be collected by the sampling system during the compliance test. If multiple sampling systems or sampling trains are used during the compliance test for any of the test methods, the tester is only required to use one of the sampling systems per method to collect the audit sample. The audit sample must be analyzed by the same analyst using the same analytical reagents and analytical system and at the same time as the compliance samples. Retests are required when there is a failure to produce acceptable results for an audit sample. However, if the audit results do not affect the compliance or noncompliance status of the affected facility, the compliance authority may waive the reanalysis requirement, further audits, or retests and accept the results of the compliance test. Acceptance of the test results shall constitute a waiver of the reanalysis requirement, further audits, or retests. The compliance authority may also use the audit sample failure and the compliance test results as evidence to determine the compliance or noncompliance status of the affected facility. A blind audit sample is a sample whose value is known only to the sample provider and is not revealed to the tested facility until after they report the measured value of the audit sample. For pollutants that exist in the gas phase at ambient temperature, the audit sample shall consist of an appropriate concentration of the pollutant in air or nitrogen that can be introduced into the sampling system of the test method at or near the same entry point as a sample from the emission source. If no gas phase audit samples are available, an acceptable alternative is a sample of the pollutant in the same matrix that would be produced when the sample is recovered from the sampling system as required by the test method. For samples that exist only in a liquid or solid form at ambient temperature, the audit sample shall consist of an appropriate concentration of the pollutant in the same matrix that would be produced when the sample is recovered from the sampling system as required by the test method. An accredited audit sample provider (AASP) is an organization that has been accredited to prepare audit samples by an independent, third party accrediting body.

(A) The source owner, operator, or representative of the tested facility shall obtain an audit sample, if commercially available, from an AASP for each test method used for regulatory compliance purposes. No audit samples are required for the following test methods: Methods 3A and 3C of appendix A-3 of part 60 of this chapter; Methods 6C, 7E, 9, and 10 of appendix A-4 of part 60; Methods 18 and 19 of appendix A-6 of part 60; Methods 20, 22, and 25A of appendix A-7 of part 60; Methods 30A and 30B of appendix A-8 of part 60; and Methods 303, 318, 320, and 321 of appendix A of this part. If multiple sources at a single facility are tested during a compliance test event, only one audit sample is required for each method used during a compliance test. The compliance authority responsible for the compliance test may waive the requirement to include an audit sample if they believe that an audit sample is not necessary. "Commercially available" means that two or more independent AASPs have blind audit samples available for purchase. If the source owner, operator, or representative cannot find an audit sample for a specific method, the owner, operator, or representative shall consult the EPA Web site at the following URL, www.epa.gov/ttn/emc, to confirm whether there is a source that can supply an audit sample for that method. If the EPA Web site does not list an available audit sample at least 60 days prior to the beginning of the compliance test, the source owner, operator, or representative shall not be required to include an audit sample as part of the quality assurance program for the compliance test. When ordering an audit sample, the source owner, operator, or representative shall give the sample provider an estimate for the concentration of each pollutant that is emitted by the source or the estimated concentration of each pollutant based on the permitted level and the name, address, and phone number of the compliance authority. The source owner, operator, or representative shall report the results for the audit sample along with a summary of the emission test results for the audited pollutant to the compliance authority and shall report the results of the audit sample to the AASP. The source owner, operator, or representative shall make both reports at the same time and in the same manner or shall report to the compliance authority first and then report to the AASP. If the method being audited is a method that allows the samples to be analyzed in the field and the tester plans to analyze the samples in the field, the tester may analyze the audit samples prior to collecting the emission samples provided a representative of the compliance authority is present at the testing site. The tester may request, and the compliance authority may grant, a waiver to the requirement that a representative of the compliance authority must be present at the testing site during the field analysis of an audit sample. The source owner, operator, or representative may report the results of the audit sample to the compliance authority and then report the results of the audit sample to the AASP prior to collecting any emission samples. The test protocol and final test report shall document whether an audit sample was ordered and utilized and the pass/fail results as applicable.

(B) An AASP shall have and shall prepare, analyze, and report the true value of audit samples in accordance with a written technical criteria document that describes how audit samples will be prepared and distributed in a manner that will ensure the integrity of the audit sample program. An acceptable technical criteria document shall contain standard



SECTION C. Site Level Requirements

operating procedures for all of the following operations:

(1) Preparing the sample;

(2) Confirming the true concentration of the sample;

(3) Defining the acceptance limits for the results from a well qualified tester. This procedure must use well established statistical methods to analyze historical results from well qualified testers. The acceptance limits shall be set so that there is 95 percent confidence that 90 percent of well qualified labs will produce future results that are within the acceptance limit range;

(4) Providing the opportunity for the compliance authority to comment on the selected concentration level for an audit sample;

(5) Distributing the sample to the user in a manner that guarantees that the true value of the sample is unknown to the user;

(6) Recording the measured concentration reported by the user and determining if the measured value is within acceptable limits;

(7) Reporting the results from each audit sample in a timely manner to the compliance authority and to the source owner, operator, or representative by the AASP. The AASP shall make both reports at the same time and in the same manner or shall report to the compliance authority first and then report to the source owner, operator, or representative. The results shall include the name of the facility tested, the date on which the compliance test was conducted, the name of the company performing the sample collection, the name of the company that analyzed the compliance samples including the audit sample, the measured result for the audit sample, and whether the testing company passed or failed the audit. The AASP shall report the true value of the audit sample to the compliance authority. The AASP may report the true value to the source owner, operator, or representative if the AASP's operating plan ensures that no laboratory will receive the same audit sample twice.

(8) Evaluating the acceptance limits of samples at least once every two years to determine in consultation with the voluntary consensus standard body if they should be changed.

(9) Maintaining a database, accessible to the compliance authorities, of results from the audit that shall include the name of the facility tested, the date on which the compliance test was conducted, the name of the company performing the sample collection, the name of the company that analyzed the compliance samples including the audit sample, the measured result for the audit sample, the true value of the audit sample, the acceptance range for the measured value, and whether the testing company passed or failed the audit.

(C) The accrediting body shall have a written technical criteria document that describes how it will ensure that the AASP is operating in accordance with the AASP technical criteria document that describes how audit samples are to be prepared and distributed. This document shall contain standard operating procedures for all of the following operations:

(1) Checking audit samples to confirm their true value as reported by the AASP.

(2) Performing technical systems audits of the AASP's facilities and operating procedures at least once every two years.

(3) Providing standards for use by the voluntary consensus standard body to approve the accrediting body that will accredit the audit sample providers.

(D) The technical criteria documents for the accredited sample providers and the accrediting body shall be developed through a public process guided by a voluntary consensus standards body (VCSB). The VCSB shall operate in accordance with the procedures and requirements in the Office of Management and Budget Circular A-119. A copy of Circular A-119 is available upon request by writing the Office of Information and Regulatory Affairs, Office of Management and Budget, 725 17th Street, NW., Washington, DC 20503, by calling (202) 395-6880 or downloading online at

**SECTION C. Site Level Requirements**

http://standards.gov/standards__gov/a119.cfm. The VCSB shall approve all accrediting bodies. The Administrator will review all technical criteria documents. If the technical criteria documents do not meet the minimum technical requirements in paragraphs (c)(2)(iii)(B) through (C) of this section, the technical criteria documents are not acceptable and the proposed audit sample program is not capable of producing audit samples of sufficient quality to be used in a compliance test. All acceptable technical criteria documents shall be posted on the EPA Web site at the following URL, <http://www.epa.gov/ttn/emc>.

(iv) The owner or operator of an affected source shall submit the site-specific test plan to the Administrator upon the Administrator's request at least 60 calendar days before the performance test is scheduled to take place, that is, simultaneously with the notification of intention to conduct a performance test required under paragraph (b) of this section, or on a mutually agreed upon date.

(v) The Administrator may request additional relevant information after the submittal of a site-specific test plan.

(3) Approval of site-specific test plan. (i) The Administrator will notify the owner or operator of approval or intention to deny approval of the site-specific test plan (if review of the site-specific test plan is requested) within 30 calendar days after receipt of the original plan and within 30 calendar days after receipt of any supplementary information that is submitted under paragraph (c)(3)(i)(B) of this section. Before disapproving any site-specific test plan, the Administrator will notify the applicant of the Administrator's intention to disapprove the plan together with—

(A) Notice of the information and findings on which the intended disapproval is based; and

(B) Notice of opportunity for the owner or operator to present, within 30 calendar days after he/she is notified of the intended disapproval, additional information to the Administrator before final action on the plan.

(ii) In the event that the Administrator fails to approve or disapprove the site-specific test plan within the time period specified in paragraph (c)(3)(i) of this section, the following conditions shall apply:

(A) If the owner or operator intends to demonstrate compliance using the test method(s) specified in the relevant standard or with only minor changes to those tests methods (see paragraph (e)(2)(i) of this section), the owner or operator must conduct the performance test within the time specified in this section using the specified method(s);

(B) If the owner or operator intends to demonstrate compliance by using an alternative to any test method specified in the relevant standard, the owner or operator is authorized to conduct the performance test using an alternative test method after the Administrator approves the use of the alternative method when the Administrator approves the site-specific test plan (if review of the site-specific test plan is requested) or after the alternative method is approved (see paragraph (f) of this section). However, the owner or operator is authorized to conduct the performance test using an alternative method in the absence of notification of approval 45 days after submission of the site-specific test plan or request to use an alternative method. The owner or operator is authorized to conduct the performance test within 60 calendar days after he/she is authorized to demonstrate compliance using an alternative test method. Notwithstanding the requirements in the preceding three sentences, the owner or operator may proceed to conduct the performance test as required in this section (without the Administrator's prior approval of the site-specific test plan) if he/she subsequently chooses to use the specified testing and monitoring methods instead of an alternative.

(iii) Neither the submission of a site-specific test plan for approval, nor the Administrator's approval or disapproval of a plan, nor the Administrator's failure to approve or disapprove a plan in a timely manner shall—

(A) Relieve an owner or operator of legal responsibility for compliance with any applicable provisions of this part or with any other applicable Federal, State, or local requirement; or

(B) Prevent the Administrator from implementing or enforcing this part or taking any other action under the Act.

(d) Performance testing facilities. If required to do performance testing, the owner or operator of each new source and, at the request of the Administrator, the owner or operator of each existing source, shall provide performance testing facilities as follows:

**SECTION C. Site Level Requirements**

(1) Sampling ports adequate for test methods applicable to such source. This includes:

- (i) Constructing the air pollution control system such that volumetric flow rates and pollutant emission rates can be accurately determined by applicable test methods and procedures; and
- (ii) Providing a stack or duct free of cyclonic flow during performance tests, as demonstrated by applicable test methods and procedures;

(2) Safe sampling platform(s);

(3) Safe access to sampling platform(s);

(4) Utilities for sampling and testing equipment; and

(5) Any other facilities that the Administrator deems necessary for safe and adequate testing of a source.

(e) Conduct of performance tests. (1) Performance tests shall be conducted under such conditions as the Administrator specifies to the owner or operator based on representative performance (i.e., performance based on normal operating conditions) of the affected source. Operations during periods of startup, shutdown, and malfunction shall not constitute representative conditions for the purpose of a performance test, nor shall emissions in excess of the level of the relevant standard during periods of startup, shutdown, and malfunction be considered a violation of the relevant standard unless otherwise specified in the relevant standard or a determination of noncompliance is made under §63.6(e). Upon request, the owner or operator shall make available to the Administrator such records as may be necessary to determine the conditions of performance tests.

(2) Performance tests shall be conducted and data shall be reduced in accordance with the test methods and procedures set forth in this section, in each relevant standard, and, if required, in applicable appendices of parts 51, 60, 61, and 63 of this chapter unless the Administrator—

(i) Specifies or approves, in specific cases, the use of a test method with minor changes in methodology (see definition in §63.90(a)). Such changes may be approved in conjunction with approval of the site-specific test plan (see paragraph (c) of this section); or

(ii) Approves the use of an intermediate or major change or alternative to a test method (see definitions in §63.90(a)), the results of which the Administrator has determined to be adequate for indicating whether a specific affected source is in compliance; or

(iii) Approves shorter sampling times or smaller sample volumes when necessitated by process variables or other factors; or

(iv) Waives the requirement for performance tests because the owner or operator of an affected source has demonstrated by other means to the Administrator's satisfaction that the affected source is in compliance with the relevant standard.

(3) Unless otherwise specified in a relevant standard or test method, each performance test shall consist of three separate runs using the applicable test method. Each run shall be conducted for the time and under the conditions specified in the relevant standard. For the purpose of determining compliance with a relevant standard, the arithmetic mean of the results of the three runs shall apply. Upon receiving approval from the Administrator, results of a test run may be replaced with results of an additional test run in the event that—

(i) A sample is accidentally lost after the testing team leaves the site; or

(ii) Conditions occur in which one of the three runs must be discontinued because of forced shutdown; or

(iii) Extreme meteorological conditions occur; or

**SECTION C. Site Level Requirements**

(iv) Other circumstances occur that are beyond the owner or operator's control.

(4) Nothing in paragraphs (e)(1) through (e)(3) of this section shall be construed to abrogate the Administrator's authority to require testing under section 114 of the Act.

(f) Use of an alternative test method—(1)General. Until authorized to use an intermediate or major change or alternative to a test method, the owner or operator of an affected source remains subject to the requirements of this section and the relevant standard.

(2) The owner or operator of an affected source required to do performance testing by a relevant standard may use an alternative test method from that specified in the standard provided that the owner or operator—

(i) Notifies the Administrator of his or her intention to use an alternative test method at least 60 days before the performance test is scheduled to begin;

(ii) Uses Method 301 in appendix A of this part to validate the alternative test method. This may include the use of specific procedures of Method 301 if use of such procedures are sufficient to validate the alternative test method; and

(iii) Submits the results of the Method 301 validation process along with the notification of intention and the justification for not using the specified test method. The owner or operator may submit the information required in this paragraph well in advance of the deadline specified in paragraph (f)(2)(i) of this section to ensure a timely review by the Administrator in order to meet the performance test date specified in this section or the relevant standard.

(3) The Administrator will determine whether the owner or operator's validation of the proposed alternative test method is adequate and issue an approval or disapproval of the alternative test method. If the owner or operator intends to demonstrate compliance by using an alternative to any test method specified in the relevant standard, the owner or operator is authorized to conduct the performance test using an alternative test method after the Administrator approves the use of the alternative method. However, the owner or operator is authorized to conduct the performance test using an alternative method in the absence of notification of approval/disapproval 45 days after submission of the request to use an alternative method and the request satisfies the requirements in paragraph (f)(2) of this section. The owner or operator is authorized to conduct the performance test within 60 calendar days after he/she is authorized to demonstrate compliance using an alternative test method. Notwithstanding the requirements in the preceding three sentences, the owner or operator may proceed to conduct the performance test as required in this section (without the Administrator's prior approval of the site-specific test plan) if he/she subsequently chooses to use the specified testing and monitoring methods instead of an alternative.

(4) If the Administrator finds reasonable grounds to dispute the results obtained by an alternative test method for the purposes of demonstrating compliance with a relevant standard, the Administrator may require the use of a test method specified in a relevant standard.

(5) If the owner or operator uses an alternative test method for an affected source during a required performance test, the owner or operator of such source shall continue to use the alternative test method for subsequent performance tests at that affected source until he or she receives approval from the Administrator to use another test method as allowed under §63.7(f).

(6) Neither the validation and approval process nor the failure to validate an alternative test method shall abrogate the owner or operator's responsibility to comply with the requirements of this part.

(g) Data analysis, recordkeeping, and reporting. (1) Unless otherwise specified in a relevant standard or test method, or as otherwise approved by the Administrator in writing, results of a performance test shall include the analysis of samples, determination of emissions, and raw data. A performance test is "completed" when field sample collection is terminated. The owner or operator of an affected source shall report the results of the performance test to the Administrator before the close of business on the 60th day following the completion of the performance test, unless specified otherwise in a relevant standard or as approved otherwise in writing by the Administrator (see §63.9(i)). The results of the performance test shall be submitted as part of the notification of compliance status required under §63.9(h). Before a title V permit has been issued to the owner or operator of an affected source, the owner or operator shall send the results of the performance

**SECTION C. Site Level Requirements**

test to the Administrator. After a title V permit has been issued to the owner or operator of an affected source, the owner or operator shall send the results of the performance test to the appropriate permitting authority.

(2) Contents of a performance test, CMS performance evaluation, or CMS quality assurance test report (electronic or paper submitted copy). Unless otherwise specified in a relevant standard, test method, CMS performance specification, or quality assurance requirement for a CMS, or as otherwise approved by the Administrator in writing, the report shall include the elements identified in paragraphs (g)(2)(i) through (vi) of this section.

(i) General identification information for the facility including a mailing address, the physical address, the owner or operator or responsible official (where applicable) and his/her email address, and the appropriate Federal Registry System (FRS) number for the facility.

(ii) Purpose of the test including the applicable regulation requiring the test, the pollutant(s) and other parameters being measured, the applicable emission standard, and any process parameter component, and a brief process description.

(iii) Description of the emission unit tested including fuel burned, control devices, and vent characteristics; the appropriate source classification code (SCC); the permitted maximum process rate (where applicable); and the sampling location.

(iv) Description of sampling and analysis procedures used and any modifications to standard procedures, quality assurance procedures and results, record of process operating conditions that demonstrate the applicable test conditions are met, and values for any operating parameters for which limits were being set during the test.

(v) Where a test method, CEMS, PEMS, or COMS performance specification, or on-going quality assurance requirement for a CEMS, PEMS, or COMS requires you record or report, the following shall be included in your report: Record of preparation of standards, record of calibrations, raw data sheets for field sampling, raw data sheets for field and laboratory analyses, chain-of-custody documentation, and example calculations for reported results.

(vi) Identification of the company conducting the performance test including the primary office address, telephone number, and the contact for this test including his/her email address.

(3) For a minimum of 5 years after a performance test is conducted, the owner or operator shall retain and make available, upon request, for inspection by the Administrator the records or results of such performance test and other data needed to determine emissions from an affected source.

(h) Waiver of performance tests. (1) Until a waiver of a performance testing requirement has been granted by the Administrator under this paragraph, the owner or operator of an affected source remains subject to the requirements of this section.

(2) Individual performance tests may be waived upon written application to the Administrator if, in the Administrator's judgment, the source is meeting the relevant standard(s) on a continuous basis, or the source is being operated under an extension of compliance, or the owner or operator has requested an extension of compliance and the Administrator is still considering that request.

(3) Request to waive a performance test. (i) If a request is made for an extension of compliance under §63.6(i), the application for a waiver of an initial performance test shall accompany the information required for the request for an extension of compliance. If no extension of compliance is requested or if the owner or operator has requested an extension of compliance and the Administrator is still considering that request, the application for a waiver of an initial performance test shall be submitted at least 60 days before the performance test if the site-specific test plan under paragraph (c) of this section is not submitted.

(ii) If an application for a waiver of a subsequent performance test is made, the application may accompany any required compliance progress report, compliance status report, or excess emissions and continuous monitoring system performance report [such as those required under §63.6(i), §63.9(h), and §63.10(e) or specified in a relevant standard or in the source's title V permit], but it shall be submitted at least 60 days before the performance test if the site-specific test plan required under paragraph (c) of this section is not submitted.

**SECTION C. Site Level Requirements**

(iii) Any application for a waiver of a performance test shall include information justifying the owner or operator's request for a waiver, such as the technical or economic infeasibility, or the impracticality, of the affected source performing the required test.

(4) Approval of request to waive performance test. The Administrator will approve or deny a request for a waiver of a performance test made under paragraph (h)(3) of this section when he/she—

(i) Approves or denies an extension of compliance under §63.6(i)(8); or

(ii) Approves or disapproves a site-specific test plan under §63.7(c)(3); or

(iii) Makes a determination of compliance following the submission of a required compliance status report or excess emissions and continuous monitoring systems performance report; or

(iv) Makes a determination of suitable progress towards compliance following the submission of a compliance progress report, whichever is applicable.

(5) Approval of any waiver granted under this section shall not abrogate the Administrator's authority under the Act or in any way prohibit the Administrator from later canceling the waiver. The cancellation will be made only after notice is given to the owner or operator of the affected source.

[59 FR 12430, Mar. 16, 1994, as amended at 65 FR 62215, Oct. 17, 2000; 67 FR 16602, Apr. 5, 2002; 72 FR 27443, May 16, 2007; 75 FR 55655, Sept. 13, 2010; 79 FR 11277, Feb. 27, 2014; 81 FR 59825, Aug. 30, 2016; 83 FR 56725, Nov. 14, 2018]

III. MONITORING REQUIREMENTS.**# 009 [25 Pa. Code §123.43]****Measuring techniques**

Visible emissions may be measured using either of the following:

(1) A device approved by the Department and maintained to provide accurate opacity measurements.

(2) Observers, trained and qualified to measure plume opacity with the naked eye or with the aid of devices approved by the Department.

010 [25 Pa. Code §127.441]**Operating permit terms and conditions.**

The permittee shall calculate the annual VOC emissions from this facility by way of a computerized emissions tracking model. This model shall use actual production data to calculate the VOC emissions.

This calculated annual VOC emissions number shall be used to determine a VOC emission factor (pounds of VOC emissions per pound of VOC-containing product produced) for the facility. This VOC emission factor and monthly production records shall be used to estimate the monthly VOC emissions from this facility.

[Authority for this condition is also derived from 25 Pa Code 129.91.]

011 [25 Pa. Code §127.511]**Monitoring and related recordkeeping and reporting requirements.**

a) The permittee shall use the monthly production records and the VOC emission factor to estimate the monthly VOC emissions from this facility. This monthly estimate shall be added to the estimates for the previous eleven (11) months, to determine the estimated twelve (12) month rolling total of VOC emissions from this facility.

Each year, the permittee shall compare the estimated twelve month VOC emission total with the VOC emission total generated by the computerized emission tracking model. If the comparison indicates a discrepancy in the values, the VOC emission factor shall be adjusted to more accurately reflect the actual emissions.

b) The permittee shall conduct daily inspections of the area surrounding the plant, during daylight hours, to detect the

**SECTION C. Site Level Requirements**

presence of fugitive emissions and visible emissions. These inspection may be performed from a single location that offers unlimited visibility of the entire facility (e.g., rooftop location). A log of these inspections shall be maintained and shall be made available to the Department upon request.

012 [40 CFR Part 63 NESHAPS for Source Categories §40 CFR 63.8]**Subpart A--General Provisions****Monitoring requirements.**

(a) Applicability. (1) The applicability of this section is set out in §63.1(a)(4).

(2) For the purposes of this part, all CMS required under relevant standards shall be subject to the provisions of this section upon promulgation of performance specifications for CMS as specified in the relevant standard or otherwise by the Administrator.

(3) [Reserved]

(4) Additional monitoring requirements for control devices used to comply with provisions in relevant standards of this part are specified in §63.11.

(b) Conduct of monitoring. (1) Monitoring shall be conducted as set forth in this section and the relevant standard(s) unless the Administrator—

(i) Specifies or approves the use of minor changes in methodology for the specified monitoring requirements and procedures (see §63.90(a) for definition); or

(ii) Approves the use of an intermediate or major change or alternative to any monitoring requirements or procedures (see §63.90(a) for definition).

(iii) [Does not apply]

(2)(i) When the emissions from two or more affected sources are combined before being released to the atmosphere, the owner or operator may install an applicable CMS for each emission stream or for the combined emissions streams, provided the monitoring is sufficient to demonstrate compliance with the relevant standard.

(ii) If the relevant standard is a mass emission standard and the emissions from one affected source are released to the atmosphere through more than one point, the owner or operator must install an applicable CMS at each emission point unless the installation of fewer systems is—

(A) Approved by the Administrator; or

(B) Provided for in a relevant standard (e.g., instead of requiring that a CMS be installed at each emission point before the effluents from those points are channeled to a common control device, the standard specifies that only one CMS is required to be installed at the vent of the control device).

(3) [Does not apply]

(c) Operation and maintenance of continuous monitoring systems. (1) The owner or operator of an affected source shall maintain and operate each CMS as specified in this section, or in a relevant standard, and in a manner consistent with good air pollution control practices. (i) The owner or operator of an affected source must maintain and operate each CMS as specified in §63.6(e)(1).

(ii) The owner or operator must keep the necessary parts for routine repairs of the affected CMS equipment readily available.

(iii) The owner or operator of an affected source must develop a written startup, shutdown, and malfunction plan for CMS as specified in §63.6(e)(3).

**SECTION C. Site Level Requirements**

(2)(i) All CMS must be installed such that representative measures of emissions or process parameters from the affected source are obtained. In addition, CEMS must be located according to procedures contained in the applicable performance specification(s).

(ii) Unless the individual subpart states otherwise, the owner or operator must ensure the read out (that portion of the CMS that provides a visual display or record), or other indication of operation, from any CMS required for compliance with the emission standard is readily accessible on site for operational control or inspection by the operator of the equipment.

(3) All CMS shall be installed, operational, and the data verified as specified in the relevant standard either prior to or in conjunction with conducting performance tests under §63.7. Verification of operational status shall, at a minimum, include completion of the manufacturer's written specifications or recommendations for installation, operation, and calibration of the system.

(4) - (8) [Do not apply]

(d) - (e) [Do not apply]

(f) Use of an alternative monitoring method—(1) General. Until permission to use an alternative monitoring procedure (minor, intermediate, or major changes; see definition in §63.90(a)) has been granted by the Administrator under this paragraph (f)(1), the owner or operator of an affected source remains subject to the requirements of this section and the relevant standard.

(2) After receipt and consideration of written application, the Administrator may approve alternatives to any monitoring methods or procedures of this part including, but not limited to, the following:

(i) Alternative monitoring requirements when installation of a CMS specified by a relevant standard would not provide accurate measurements due to liquid water or other interferences caused by substances within the effluent gases;

(ii) Alternative monitoring requirements when the affected source is infrequently operated;

(iii) Alternative monitoring requirements to accommodate CEMS that require additional measurements to correct for stack moisture conditions;

(iv) Alternative locations for installing CMS when the owner or operator can demonstrate that installation at alternate locations will enable accurate and representative measurements;

(v) Alternate methods for converting pollutant concentration measurements to units of the relevant standard;

(vi) Alternate procedures for performing daily checks of zero (low-level) and high-level drift that do not involve use of high-level gases or test cells;

(vii) Alternatives to the American Society for Testing and Materials (ASTM) test methods or sampling procedures specified by any relevant standard;

(viii) Alternative CMS that do not meet the design or performance requirements in this part, but adequately demonstrate a definite and consistent relationship between their measurements and the measurements of opacity by a system complying with the requirements as specified in the relevant standard. The Administrator may require that such demonstration be performed for each affected source; or

(ix) Alternative monitoring requirements when the effluent from a single affected source or the combined effluent from two or more affected sources is released to the atmosphere through more than one point.

(3) If the Administrator finds reasonable grounds to dispute the results obtained by an alternative monitoring method, requirement, or procedure, the Administrator may require the use of a method, requirement, or procedure specified in this section or in the relevant standard. If the results of the specified and alternative method, requirement, or procedure do not agree, the results obtained by the specified method, requirement, or procedure shall prevail.

**SECTION C. Site Level Requirements**

(4)(i) Request to use alternative monitoring procedure. An owner or operator who wishes to use an alternative monitoring procedure must submit an application to the Administrator as described in paragraph (f)(4)(ii) of this section. The application may be submitted at any time provided that the monitoring procedure is not the performance test method used to demonstrate compliance with a relevant standard or other requirement. If the alternative monitoring procedure will serve as the performance test method that is to be used to demonstrate compliance with a relevant standard, the application must be submitted at least 60 days before the performance evaluation is scheduled to begin and must meet the requirements for an alternative test method under §63.7(f).

(ii) The application must contain a description of the proposed alternative monitoring system which addresses the four elements contained in the definition of monitoring in §63.2 and a performance evaluation test plan, if required, as specified in paragraph (e)(3) of this section. In addition, the application must include information justifying the owner or operator's request for an alternative monitoring method, such as the technical or economic infeasibility, or the impracticality, of the affected source using the required method.

(iii) The owner or operator may submit the information required in this paragraph well in advance of the submittal dates specified in paragraph (f)(4)(i) above to ensure a timely review by the Administrator in order to meet the compliance demonstration date specified in this section or the relevant standard.

(iv) Application for minor changes to monitoring procedures, as specified in paragraph (b)(1) of this section, may be made in the site-specific performance evaluation plan.

(5) Approval of request to use alternative monitoring procedure. (i) The Administrator will notify the owner or operator of approval or intention to deny approval of the request to use an alternative monitoring method within 30 calendar days after receipt of the original request and within 30 calendar days after receipt of any supplementary information that is submitted. If a request for a minor change is made in conjunction with site-specific performance evaluation plan, then approval of the plan will constitute approval of the minor change. Before disapproving any request to use an alternative monitoring method, the Administrator will notify the applicant of the Administrator's intention to disapprove the request together with—

(A) Notice of the information and findings on which the intended disapproval is based; and

(B) Notice of opportunity for the owner or operator to present additional information to the Administrator before final action on the request. At the time the Administrator notifies the applicant of his or her intention to disapprove the request, the Administrator will specify how much time the owner or operator will have after being notified of the intended disapproval to submit the additional information.

(ii) The Administrator may establish general procedures and criteria in a relevant standard to accomplish the requirements of paragraph (f)(5)(i) of this section.

(iii) If the Administrator approves the use of an alternative monitoring method for an affected source under paragraph (f)(5)(i) of this section, the owner or operator of such source shall continue to use the alternative monitoring method until he or she receives approval from the Administrator to use another monitoring method as allowed by §63.8(f).

(6) Alternative to the relative accuracy test. An alternative to the relative accuracy test for CEMS specified in a relevant standard may be requested as follows:

(i) Criteria for approval of alternative procedures. An alternative to the test method for determining relative accuracy is available for affected sources with emission rates demonstrated to be less than 50 percent of the relevant standard. The owner or operator of an affected source may petition the Administrator under paragraph (f)(6)(ii) of this section to substitute the relative accuracy test in section 7 of Performance Specification 2 with the procedures in section 10 if the results of a performance test conducted according to the requirements in §63.7, or other tests performed following the criteria in §63.7, demonstrate that the emission rate of the pollutant of interest in the units of the relevant standard is less than 50 percent of the relevant standard. For affected sources subject to emission limitations expressed as control efficiency levels, the owner or operator may petition the Administrator to substitute the relative accuracy test with the procedures in section 10 of Performance Specification 2 if the control device exhaust emission rate is less than 50 percent of the level needed to meet the control efficiency requirement. The alternative procedures do not apply if the CEMS is used continuously to determine compliance with the relevant standard.

**SECTION C. Site Level Requirements**

(ii) Petition to use alternative to relative accuracy test. The petition to use an alternative to the relative accuracy test shall include a detailed description of the procedures to be applied, the location and the procedure for conducting the alternative, the concentration or response levels of the alternative relative accuracy materials, and the other equipment checks included in the alternative procedure(s). The Administrator will review the petition for completeness and applicability. The Administrator's determination to approve an alternative will depend on the intended use of the CEMS data and may require specifications more stringent than in Performance Specification 2.

(iii) Rescission of approval to use alternative to relative accuracy test. The Administrator will review the permission to use an alternative to the CEMS relative accuracy test and may rescind such permission if the CEMS data from a successful completion of the alternative relative accuracy procedure indicate that the affected source's emissions are approaching the level of the relevant standard. The criterion for reviewing the permission is that the collection of CEMS data shows that emissions have exceeded 70 percent of the relevant standard for any averaging period, as specified in the relevant standard. For affected sources subject to emission limitations expressed as control efficiency levels, the criterion for reviewing the permission is that the collection of CEMS data shows that exhaust emissions have exceeded 70 percent of the level needed to meet the control efficiency requirement for any averaging period, as specified in the relevant standard. The owner or operator of the affected source shall maintain records and determine the level of emissions relative to the criterion for permission to use an alternative for relative accuracy testing. If this criterion is exceeded, the owner or operator shall notify the Administrator within 10 days of such occurrence and include a description of the nature and cause of the increased emissions. The Administrator will review the notification and may rescind permission to use an alternative and require the owner or operator to conduct a relative accuracy test of the CEMS as specified in section 7 of Performance Specification 2. The Administrator will review the notification and may rescind permission to use an alternative and require the owner or operator to conduct a relative accuracy test of the CEMS as specified in section 8.4 of Performance Specification 2.

(g) [Does not apply]

[59 FR 12430, Mar. 16, 1994, as amended at 64 FR 7468, Feb. 12, 1999; 67 FR 16603, Apr. 5, 2002; 71 FR 20455, Apr. 20, 2006; 79 FR 11277, Feb. 27, 2014; 83 FR 56725, Nov. 14, 2018]

IV. RECORDKEEPING REQUIREMENTS.**# 013 [25 Pa. Code §127.12b]****Plan approval terms and conditions.**

[From Plan Approval 20-00194F]

a) The permittee shall maintain production records for all processes at this facility. These records shall contain sufficient data and calculations to clearly demonstrate compliance with the VOC emission limitation for the facility.

b) All production records and results of the emission tracking model shall be maintained by the permittee for a period of at least five (5) years and shall be made available to the Department upon request.

[Authority for this condition is also derived from 25 Pa Code 129.91.]

014 [25 Pa. Code §127.511]**Monitoring and related recordkeeping and reporting requirements.**

Any fugitive emissions or visible emissions that are detected by plant personnel shall be reported to the Shift Supervisor. The Shift Supervisor shall record the event on the maintenance log. Appropriate corrective action shall be taken and noted in the maintenance log.

015 [25 Pa. Code §127.512]**Operating permit terms and conditions.**

The permittee can modify the mixture of pollutants regulated under section 112 of the Clean Air Act (42 U.S.C.A. Subsection 7412) which are VOCs or PM10 so long as the emission limitations of the permit are not violated. The permittee shall keep a log which identifies the mixture of pollutants regulated under section 112 and report the changes in the mixture of pollutants regulated under section 112 with the next report required to be provided to the Department.

**SECTION C. Site Level Requirements****# 016 [40 CFR Part 63 NESHAPS for Source Categories §40 CFR 63.10]****Subpart A--General Provisions****Recordkeeping and reporting requirements.**

(b) General recordkeeping requirements. (1) The owner or operator of an affected source subject to the provisions of this part shall maintain files of all information (including all reports and notifications) required by this part recorded in a form suitable and readily available for expeditious inspection and review. The files shall be retained for at least 5 years following the date of each occurrence, measurement, maintenance, corrective action, report, or record. At a minimum, the most recent 2 years of data shall be retained on site. The remaining 3 years of data may be retained off site. Such files may be maintained on microfilm, on a computer, on computer floppy disks, on magnetic tape disks, or on microfiche.

(2) The owner or operator of an affected source subject to the provisions of this part shall maintain relevant records for such source of—

(i) The occurrence and duration of each startup or shutdown when the startup or shutdown causes the source to exceed any applicable emission limitation in the relevant emission standards;

(ii) The occurrence and duration of each malfunction of operation (i.e., process equipment) or the required air pollution control and monitoring equipment;

(iii) All required maintenance performed on the air pollution control and monitoring equipment;

(iv)(A) Actions taken during periods of startup or shutdown when the source exceeded applicable emission limitations in a relevant standard and when the actions taken are different from the procedures specified in the affected source's startup, shutdown, and malfunction plan (see §63.6(e)(3)); or

(B) Actions taken during periods of malfunction (including corrective actions to restore malfunctioning process and air pollution control and monitoring equipment to its normal or usual manner of operation) when the actions taken are different from the procedures specified in the affected source's startup, shutdown, and malfunction plan (see §63.6(e)(3));

(v) All information necessary, including actions taken, to demonstrate conformance with the affected source's startup, shutdown, and malfunction plan (see §63.6(e)(3)) when all actions taken during periods of startup or shutdown (and the startup or shutdown causes the source to exceed any applicable emission limitation in the relevant emission standards), and malfunction (including corrective actions to restore malfunctioning process and air pollution control and monitoring equipment to its normal or usual manner of operation) are consistent with the procedures specified in such plan. (The information needed to demonstrate conformance with the startup, shutdown, and malfunction plan may be recorded using a "checklist," or some other effective form of recordkeeping, in order to minimize the recordkeeping burden for conforming events);

(vi) Each period during which a CMS is malfunctioning or inoperative (including out-of-control periods);

(vii) All required measurements needed to demonstrate compliance with a relevant standard (including, but not limited to, 15-minute averages of CMS data, raw performance testing measurements, and raw performance evaluation measurements, that support data that the source is required to report);

(A) - (B) [Do not apply]

(C) The Administrator or delegated authority, upon notification to the source, may require the owner or operator to maintain all measurements as required by paragraph (b)(2)(vii), if the administrator or the delegated authority determines these records are required to more accurately assess the compliance status of the affected source.

(viii) All results of performance tests, CMS performance evaluations, and opacity and visible emission observations;

(ix) All measurements as may be necessary to determine the conditions of performance tests and performance evaluations;

**SECTION C. Site Level Requirements**

(x) All CMS calibration checks;

(xi) All adjustments and maintenance performed on CMS;

(xii) Any information demonstrating whether a source is meeting the requirements for a waiver of recordkeeping or reporting requirements under this part, if the source has been granted a waiver under paragraph (f) of this section;

(xiii) All emission levels relative to the criterion for obtaining permission to use an alternative to the relative accuracy test, if the source has been granted such permission under §63.8(f)(6); and

(xiv) All documentation supporting initial notifications and notifications of compliance status under §63.9.

(3) Recordkeeping requirement for applicability determinations. If an owner or operator determines that his or her stationary source that emits (or has the potential to emit, without considering controls) one or more hazardous air pollutants regulated by any standard established pursuant to section 112(d) or (f), and that stationary source is in the source category regulated by the relevant standard, but that source is not subject to the relevant standard (or other requirement established under this part) because of limitations on the source's potential to emit or an exclusion, the owner or operator must keep a record of the applicability determination on site at the source for a period of 5 years after the determination, or until the source changes its operations to become an affected source, whichever comes first. The record of the applicability determination must be signed by the person making the determination and include an analysis (or other information) that demonstrates why the owner or operator believes the source is unaffected (e.g., because the source is an area source). The analysis (or other information) must be sufficiently detailed to allow the Administrator to make a finding about the source's applicability status with regard to the relevant standard or other requirement. If relevant, the analysis must be performed in accordance with requirements established in relevant subparts of this part for this purpose for particular categories of stationary sources. If relevant, the analysis should be performed in accordance with EPA guidance materials published to assist sources in making applicability determinations under section 112, if any. The requirements to determine applicability of a standard under §63.1(b)(3) and to record the results of that determination under paragraph (b)(3) of this section shall not by themselves create an obligation for the owner or operator to obtain a title V permit.

(c) Additional recordkeeping requirements for sources with continuous monitoring systems. In addition to complying with the requirements specified in paragraphs (b)(1) and (b)(2) of this section, the owner or operator of an affected source required to install a CMS by a relevant standard shall maintain records for such source of—

(1) All required CMS measurements (including monitoring data recorded during unavoidable CMS breakdowns and out-of-control periods);

(2)-(4) [Reserved]

(5) The date and time identifying each period during which the CMS was inoperative except for zero (low-level) and high-level checks;

(6) The date and time identifying each period during which the CMS was out of control, as defined in §63.8(c)(7);

(7) The specific identification (i.e., the date and time of commencement and completion) of each period of excess emissions and parameter monitoring exceedances, as defined in the relevant standard(s), that occurs during startups, shutdowns, and malfunctions of the affected source;

(8) The specific identification (i.e., the date and time of commencement and completion) of each time period of excess emissions and parameter monitoring exceedances, as defined in the relevant standard(s), that occurs during periods other than startups, shutdowns, and malfunctions of the affected source;

(9) [Reserved]

(10) The nature and cause of any malfunction (if known);

(11) The corrective action taken or preventive measures adopted;

**SECTION C. Site Level Requirements**

(12) The nature of the repairs or adjustments to the CMS that was inoperative or out of control;

(13) The total process operating time during the reporting period; and

(14) All procedures that are part of a quality control program developed and implemented for CMS under §63.8(d).

(15) In order to satisfy the requirements of paragraphs (c)(10) through (c)(12) of this section and to avoid duplicative recordkeeping efforts, the owner or operator may use the affected source's startup, shutdown, and malfunction plan or records kept to satisfy the recordkeeping requirements of the startup, shutdown, and malfunction plan specified in §63.6(e), provided that such plan and records adequately address the requirements of paragraphs (c)(10) through (c)(12).

[59 FR 12430, Mar. 16, 1994, as amended at 64 FR 7468, Feb. 12, 1999; 67 FR 16604, Apr. 5, 2002; 68 FR 32601, May 30, 2003; 69 FR 21752, Apr. 22, 2004; 71 FR 20455, Apr. 20, 2006]

017 [40 CFR Part 63 NESHAPS for Source Categories §40 CFR 63.8080]**Subpart HHHH - National Emission Standards for Hazardous Air Pollutants: Miscellaneous Coating Manufacturing
What records must I keep?**

You must keep the records specified in paragraphs (a) through (h) of this section.

(a) Each applicable record required by subpart A of this part 63 and in referenced subparts SS, TT, UU, and WW of this part 63.

(b) If complying with emissions averaging, records of the monthly number of batches for each process vessel, the quarterly actual emissions for each process vessel, the quarterly estimated emissions for each process vessel if it had been controlled as specified in Table 1 to this subpart, and comparison of the sums of the quarterly actual and estimated emissions as specified in §63.8050(d).

(c) Before the compliance date specified in §63.7995(e), a record of each time a safety device is opened to avoid unsafe conditions in accordance with §63.8000(b)(2). On and after the compliance date specified in §63.7995(e), a record of the information in paragraphs (c)(1) through (3) of this section.

(1) The source, nature, and cause of the opening.

(2) The date, time, and duration of the opening.

(3) An estimate of the quantity of total HAP emitted during the opening and the method used for determining this quantity.

(d) Records of the results of each CPMS calibration check and the maintenance performed, as specified in §63.8000(d)(5).

(e) - (f) [Do not apply]

(g) If you establish separate operating limits as allowed in §63.8005(e), you must maintain a log of operation or a daily schedule indicating the time when you change from one operating limit to another.

(h) On and after the compliance date specified in §63.7995(e), records of the total source operating time (hours) for stationary process vessels during the semiannual compliance period, and the source operating time (hours) when the control device for stationary process vessels was bypassed during the semiannual compliance period for any reason, as used in determining compliance with the percent emission reduction requirements in Table 1 to this subpart, as specified in §63.8005(h).

(i) On and after the compliance date specified in §63.7995(e), for each deviation from an emission limitation reported under §63.8075(e)(5), a record of the information specified in paragraphs (i)(1) and (2) of this section, as applicable.

(1) In the event that an affected unit fails to meet an applicable standard, record the number of failures. For each failure record the date, time, and duration of each failure.

**SECTION C. Site Level Requirements**

(2) For each failure to meet an applicable standard, record and retain a list of the affected sources or equipment, an estimate of the quantity of each regulated pollutant emitted over any emission limit and a description of the method used to estimate the emissions.

(j) Any records required to be maintained by this subpart that are submitted electronically via the EPA's CEDRI may be maintained in electronic format. This ability to maintain electronic copies does not affect the requirement for facilities to make records, data, and reports available upon request to a delegated air agency or the EPA as part of an on-site compliance evaluation.

[68 FR 69185, Dec. 11, 2003, as amended at 85 FR 49746, Aug. 14, 2020]

V. REPORTING REQUIREMENTS.**# 018 [25 Pa. Code §135.21]****Emission statements**

(a) Except as provided in subsection (d), this section applies to stationary sources or facilities:

(1) Located in an area designated by the Clean Air Act as a marginal, moderate, serious, severe or extreme ozone nonattainment area and which emit oxides of nitrogen or VOC.

(2) Not located in an area described in paragraph (1) and included in the Northeast Ozone Transport Region which emit or have the potential to emit 100 tons or more of oxides of nitrogen or 50 tons or more of VOC per year.

(b) The owner or operator of each stationary source emitting oxides of nitrogen or VOCs shall provide the Department with a statement, in a form as the Department may prescribe, for classes or categories of sources, showing the actual emissions of oxides of nitrogen and VOCs from that source for each reporting period, a description of the method used to calculate the emissions and the time period over which the calculation is based. The statement shall contain a certification by a company officer or the plant manager that the information contained in the statement is accurate.

(c) Annual emission statements are due by March 1 for the preceding calendar year beginning with March 1, 1993, for calendar year 1992 and shall provide data consistent with requirements and guidance developed by the EPA. The guidance document is available from: United States Environmental Protection Agency, 401 M Street, S.W., Washington, D.C. 20460. The Department may require more frequent submittals if the Department determines that one or more of the following applies:

(1) A more frequent submission is required by the EPA.

(2) Analysis of the data on a more frequent basis is necessary to implement the requirements of the act.

(d) Subsection (a) does not apply to a class or category of stationary sources which emits less than 25 tons per year of VOCs or oxides of nitrogen, if the Department in its submissions to the Administrator of the EPA under section 182(a)(1) or (3)(B)(ii) of the Clean Air Act (42 U.S.C.A. § 7511a(a)(1) or (3)(B)(ii)) provides an inventory of emissions from the class or category of sources based on the use of the emission factors established by the Administrator or other methods acceptable to the Administrator. The Department will publish in the Pennsylvania Bulletin a notice of the lists of classes or categories of sources which are exempt from the emission statement requirement under this subsection.

019 [40 CFR Part 63 NESHAPS for Source Categories §40 CFR 63.8070]**Subpart HHHHH - National Emission Standards for Hazardous Air Pollutants: Miscellaneous Coating Manufacturing
What notifications must I submit and when?**

(a) You must submit all of the notifications in §§63.6(h)(4) and (5), 63.7(b) and (c), 63.8(e), (f)(4) and (6), 63.9(b) through (h) that apply to you by the dates specified.

(b) Initial notification. (1) As specified in §63.9(b)(2), if you have an existing affected source on December 11, 2003, you must submit an initial notification not later than 120 calendar days after December 11, 2003, or no later than 120 calendar days after the source becomes subject to this subpart, whichever is later.

(2) As specified in §63.9(b)(3), if you start up your new affected source on or after December 11, 2003, you must submit

**SECTION C. Site Level Requirements**

an initial notification not later than 120 calendar days after you become subject to this subpart.

(c) Notification of performance test. If you are required to conduct a performance test, you must submit a notification of intent to conduct a performance test at least 60 calendar days before the performance test is scheduled to begin as required in §63.7(b)(1). For any performance test required as part of the compliance procedures for process vessels in Table 1 to this subpart, you must also submit the test plan required by §63.7(c) and the emission profile with the notification of the performance test.

[68 FR 69185, Dec. 11, 2003, as amended at 85 FR 49743, Aug. 14, 2020]

020 [40 CFR Part 63 NESHAPS for Source Categories §40 CFR 63.8075]**Subpart HHHHH - National Emission Standards for Hazardous Air Pollutants: Miscellaneous Coating Manufacturing**
What reports must I submit and when?

(a) You must submit each report in Table 9 to this subpart that applies to you.

(b) Unless the Administrator has approved a different schedule for submission of reports under §63.10(a), you must submit each report as specified in Table 9 to this subpart and paragraphs (b)(1) and (2) of this section.

(1) The compliance reports must be submitted semiannually. The first report must be submitted no later than 240 days after the applicable compliance date and shall cover the 6-month period beginning on the compliance date. Each subsequent compliance report must cover the 6-month period following the preceding period.

(2) For each affected source that is subject to permitting regulations pursuant to 40 CFR part 70 or 40 CFR part 71, and if the permitting authority has established dates for submitting semiannual reports pursuant to 40 CFR 70.6(a)(3)(iii)(A) or 40 CFR 71.6(a)(3)(iii)(A), you may submit the first and subsequent compliance reports according to the dates the permitting authority has established instead of according to the dates in Table 9.

(c) [Does not apply]

(d) Notification of compliance status report. You must submit a notification of compliance status report according to the schedule in paragraph (d)(1) of this section, and the notification of compliance status report must include the information specified in paragraph (d)(2) of this section.

(1) You must submit the notification of compliance status report no later than 150 days after the applicable compliance date specified in §63.7995. You must submit a separate notification of compliance status report after the applicable compliance date specified in §63.7995(e).

(2) The notification of compliance status report must include the information in paragraphs (d)(3)(i) through (vi) of this section.

(i) [Does not apply]

(ii) The results of performance tests, engineering analyses, design evaluations, flare compliance assessments, inspections and repairs, and calculations used to demonstrate compliance according to §§63.8005 through 63.8030 and 63.8055. For performance tests, results must include descriptions of sampling and analysis procedures and quality assurance procedures.

(iii) Descriptions of monitoring devices, monitoring frequencies, and the operating limits established during the initial compliance demonstrations, including data and calculations to support the levels you establish.

(iv) - (v) [Do not apply]

(vi) If you transfer Group 1 wastewater stream to an offsite facility for treatment, include the name and location of the transferee and a description of the Group 1 wastewater stream that is sent to the treatment facility. If the offsite facility provides enhanced biological treatment, also include the certification required by §63.8020(d) that the offsite facility will comply with the requirements of this subpart.

**SECTION C. Site Level Requirements**

(e) Compliance report. The compliance report must contain the information specified in paragraphs (e)(1) through (8) of this section.

(1) Company name and address.

(2) Statement by a responsible official with that official's name, title, and signature, certifying the accuracy of the content of the report.

(3) Date of report and beginning and ending dates of the reporting period.

(4) Applicable records and information for periodic reports as specified in referenced subparts F, SS, TT, UU, and WW of this part 63.

(5) For each SSM during which excess emissions occur, the compliance report must include the information specified in paragraphs (e)(5)(i) and (ii) of this section. On and after the compliance date specified in §63.7995(e), this paragraph (e)(5) no longer applies.

(i) Records that the procedures specified in your startup, shutdown, and malfunction plan (SSMP) were followed or documentation of actions taken that are not consistent with the SSMP.

(ii) A description of each malfunction.

(6) The compliance report must contain the information on deviations, as defined in §63.8105, according to paragraphs (e)(6)(i), (ii), and (iii) of this section.

(i) If there are no deviations from any emission limit, operating limit, or work practice standard specified in this subpart, include a statement that there were no deviations from the emission limits, operating limits, or work practice standards during the reporting period.

(ii) For each deviation from an emission limit, operating limit, and work practice standard that occurs at an affected source where you are not using a continuous monitoring system (CMS) to comply with the emission limit or work practice standards in this subpart, you must include the information in paragraphs (e)(6)(ii)(A) through (D) of this section.

(A) The total operating time of each affected source during the reporting period.

(B) Before the compliance date specified in §63.7995(e), information on the number, duration, and cause of deviations (including unknown cause, if applicable), as applicable, and the corrective action taken. On and after the compliance date specified in §63.7995(e), report the number of failures to meet an applicable standard. For each instance, report the date, time, and duration of each failure. For each failure the report must include a list of the affected sources or equipment, an estimate of the quantity of each regulated pollutant emitted over any emission limit, a description of the method used to estimate the emissions, and the cause of deviations (including unknown cause, if applicable), as applicable, and the corrective action taken.

(C) Operating logs for the day(s) during which the deviation occurred, except operating logs are not required for deviations of the work practice standards for equipment leaks.

(D) On and after the compliance date specified in §63.7995(e), report the total bypass hours, as monitored according to the provisions of §63.8080(h).

(iii) For each deviation from an emission limit or operating limit occurring at an affected source where you are using a CMS to comply with the emission limit in this subpart, you must include the information in paragraphs (e)(6)(iii)(A) through (L) of this section. This includes periods of SSM.

(A) The date and time that each CMS was inoperative, except for zero (low-level) and high-level checks.

(B) [Does not apply]

**SECTION C. Site Level Requirements**

(C) Before the compliance date specified in §63.7995(e), the date and time that each deviation started and stopped, and whether each deviation occurred during a period of SSM or during another period. On and after the compliance date specified in §63.7995(e), report the number of failures to meet an applicable standard. For each instance, report the date, time, and duration of each failure. For each failure the report must include a list of the affected sources or equipment, an estimate of the quantity of each regulated pollutant emitted over any emission limit, a description of the method used to estimate the emissions, and the cause of deviations (including unknown cause, if applicable), as applicable, and the corrective action taken.

(D) A summary of the total duration of the deviation during the reporting period, and the total duration as a percent of the total source operating time during that reporting period.

(E) Before the compliance date specified in §63.7995(e), a breakdown of the total duration of the deviations during the reporting period into those that are due to startup, shutdown, control equipment problems, process problems, other known causes, and other unknown causes. On and after the compliance date specified in §63.7995(e), a breakdown of the total duration of the deviations during the reporting period into those that are due to control equipment problems, process problems, other known causes, and other unknown causes.

(F) A summary of the total duration of CMS downtime during the reporting period, and the total duration of CMS downtime as a percent of the total source operating time during that reporting period.

(G) An identification of each HAP that is known to be in the emission stream or wastewater stream, as applicable.

(H) A description of the product being produced.

(I) Identification of the CMS.

(J) The date of the latest CMS certification or audit.

(K) The operating day or operating block average values of monitored parameters for each day(s) during which the deviation occurred.

(L) A summary of the total duration of CMS data unavailability during the reporting period, and the total duration as a percent of the total source operating time during that reporting period.

(7) [Does not apply]

(8) Notification of process change. (i) Except as specified in paragraph (e)(8)(ii) of this section, whenever you change any of the information submitted in either the notification of compliance status report or any previously reported change to the notification of compliance status report, you must document the change in your compliance report. The notification must include all of the information in paragraphs (e)(8)(i)(A) and (B) of this section.

(A) Revisions to any of the information reported in the original notification of compliance status report under paragraph (d) of this section.

(B) Information required by the notification of compliance status report under paragraph (d) of this section for changes involving the addition of processes or equipment at the affected source.

(ii) You must submit a report 60 days before the scheduled implementation date of any of the changes identified in paragraphs (e)(8)(ii)(A), (B), or (C) of this section.

(A) Any change to the information contained in either the precompliance report or any previously reported change to the precompliance report.

(B) [Reserved]

(C) A change in compliance status.

**SECTION C. Site Level Requirements**

(f) Performance test report. On and after August 14, 2023, within 60 days after the date of completing each performance test required by §63.8000, §63.8005, or §63.8010, you must submit the results of the performance test following the procedures specified in paragraphs (f)(1) through (3) of this section. The requirements of this paragraph (f) do not affect the schedule for completing performance tests specified in §§63.8000, 63.8005, and 63.8010.

(1) Data collected using test methods supported by the EPA's Electronic Reporting Tool (ERT) as listed on the EPA's ERT website (<https://www.epa.gov/electronic-reporting-air-emissions/electronic-reporting-tool-ert>) at the time of the test. Submit the results of the performance test to the EPA via the Compliance and Emissions Data Reporting Interface (CEDRI), which can be accessed through the EPA's Central Data Exchange (CDX) (<https://cdx.epa.gov/>). The data must be submitted in a file format generated through the use of the EPA's ERT. Alternatively, you may submit an electronic file consistent with the extensible markup language (XML) schema listed on the EPA's ERT website. Submit the results of the performance test to the EPA via CEDRI, which can be accessed through the EPA's CDX (<https://cdx.epa.gov/>). The data must be submitted in a file format generated through the use of the EPA's ERT. Alternatively, you may submit an electronic file consistent with the XML schema listed on the EPA's ERT website.

(2) Data collected using test methods that are not supported by the EPA's ERT as listed on the EPA's ERT website at the time of the test. The results of the performance test must be included as an attachment in the ERT or an alternate electronic file consistent with the XML schema listed on the EPA's ERT website. Submit the ERT generated package or alternative file to the EPA via CEDRI.

(3) Confidential business information (CBI). If you claim that some of the performance test information being submitted under paragraph (f) of this section is CBI, you must submit a complete file, including information claimed to be CBI, to the EPA. The file must be generated through the use of the EPA's ERT or an alternate electronic file consistent with the XML schema listed on the EPA's ERT website. Submit the file on a compact disc, flash drive, or other commonly used electronic storage medium and clearly mark the medium as CBI. Mail the electronic medium to U.S. EPA/OAQPS/CORE CBI Office, Attention: Group Leader, Measurement Policy Group, MD C404-02, 4930 Old Page Rd., Durham, NC 27703. The same file with the CBI omitted must be submitted to the EPA via the EPA's CDX as described in this paragraph (f).

(g) Performance evaluation report. On and after August 14, 2023, within 60 days after the date of completing each CMS performance evaluation (as defined in §63.2), you must submit the results of the performance evaluation following the procedures specified in paragraphs (g)(1) through (3) of this section.

(1) Performance evaluations of CMS measuring relative accuracy test audit (RATA) pollutants that are supported by the EPA's ERT as listed on the EPA's ERT website at the time of the evaluation. Submit the results of the performance evaluation to the EPA via CEDRI, which can be accessed through the EPA's CDX. The data must be submitted in a file format generated through the use of the EPA's ERT. Alternatively, you may submit an electronic file consistent with the XML schema listed on the EPA's ERT website.

(2) Performance evaluations of CMS measuring RATA pollutants that are not supported by the EPA's ERT as listed on the EPA's ERT website at the time of the evaluation. The results of the performance evaluation must be included as an attachment in the ERT or an alternate electronic file consistent with the XML schema listed on the EPA's ERT website. Submit the ERT generated package or alternative file to the EPA via CEDRI.

(3) CBI. If you claim some of the information submitted under paragraph (g) of this section is CBI, you must submit a complete file, including information claimed to be CBI, to the EPA. The file must be generated through the use of the EPA's ERT or an alternate electronic file consistent with the XML schema listed on the EPA's ERT website. Submit the file on a compact disc, flash drive, or other commonly used electronic storage medium and clearly mark the medium as CBI. Mail the electronic medium to U.S. EPA/OAQPS/CORE CBI Office, Attention: Group Leader, Measurement Policy Group, MD C404-02, 4930 Old Page Rd., Durham, NC 27703. The same file with the CBI omitted must be submitted to the EPA via the EPA's CDX as described in paragraph (f) of this section.

(h) Reporting. You must submit to the Administrator initial compliance reports, notification of compliance status reports, and compliance reports of the following information. Beginning on and after August 14, 2023, submit all subsequent reports following the procedure specified in paragraph (i) of this section.

(i) CEDRI reports. If you are required to submit reports following the procedure specified in this paragraph (i), you must

**SECTION C. Site Level Requirements**

submit reports to the EPA via CEDRI, which can be accessed through the EPA's CDX (<https://cdx.epa.gov>).

(1) Compliance reports. The requirements of this paragraph (i) do not affect the schedule for submitting the initial notification or the notification of compliance status reports. You must use the appropriate electronic compliance report template on the CEDRI website (<https://www.epa.gov/electronic-reporting-air-emissions/compliance-and-emissions-data-reporting-interface-cedri>) for this subpart. The date report templates become available will be listed on the CEDRI website.

(2) Initial notification reports and notification of compliance status reports. You must upload to CEDRI a portable document format (PDF) file of each initial notification and of each notification of compliance status.

(3) All reports. The report must be submitted by the deadline specified in this subpart, regardless of the method in which the report is submitted. If you claim some of the information required to be submitted via CEDRI is CBI, submit a complete report, including information claimed to be CBI, to the EPA. The report must be generated using the appropriate form on the CEDRI website, where applicable. Submit the file on a compact disc, flash drive, or other commonly used electronic storage medium and clearly mark the medium as CBI. Mail the electronic medium to U.S. EPA/OAQPS/CORE CBI Office, Attention: Group Leader, Measurement Policy Group, MD C404-02, 4930 Old Page Rd., Durham, NC 27703. The same file with the CBI omitted shall be submitted to the EPA via the EPA's CDX as described in this paragraph (i).

(j) Extensions for CDX/CEDRI outages and force majeure events. If you are required to electronically submit a report through CEDRI in the EPA's CDX, you may assert a claim of EPA system outage for failure to timely comply with the reporting requirement in this section. To assert a claim of EPA system outage, you must meet the requirements outlined in paragraphs (j)(1) through (7) of this section.

(1) You must have been or will be precluded from accessing CEDRI and submitting a required report within the time prescribed due to an outage of either the EPA's CEDRI or CDX systems.

(2) The outage must have occurred within the period of time beginning 5 business days prior to the date that the submission is due.

(3) The outage may be planned or unplanned.

(4) You must submit notification to the Administrator in writing as soon as possible following the date you first knew, or through due diligence should have known, that the event may cause or caused a delay in reporting.

(5) You must provide to the Administrator a written description identifying:

(i) The date(s) and time(s) when CDX or CEDRI was accessed and the system was unavailable;

(ii) A rationale for attributing the delay in reporting beyond the regulatory deadline to EPA system outage;

(iii) Measures taken or to be taken to minimize the delay in reporting; and

(iv) The date by which you propose to report, or if you have already met the reporting requirement at the time of the notification, the date you reported.

(6) The decision to accept the claim of EPA system outage and allow an extension to the reporting deadline is solely within the discretion of the Administrator.

(7) In any circumstance, the report must be submitted electronically as soon as possible after the outage is resolved.

(k) Force majeure. If you are required to electronically submit a report through CEDRI in the EPA's CDX, you may assert a claim of force majeure for failure to timely comply with the reporting requirement in this section. To assert a claim of force majeure, you must meet the requirements outlined in paragraphs (k)(1) through (5) of this section.

(1) You may submit a claim if a force majeure event is about to occur, occurs, or has occurred or there are lingering effects from such an event within the period of time beginning five business days prior to the date the submission is due.

**SECTION C. Site Level Requirements**

For purposes of this section, a force majeure event is defined as an event that will be or has been caused by circumstances beyond the control of the affected facility, its contractors, or any entity controlled by the affected facility that prevents you from complying with the requirement to submit a report electronically within the time period prescribed. Examples of such events are acts of nature (e.g., hurricanes, earthquakes, or floods), acts of war or terrorism, or equipment failure or safety hazard beyond the control of the affected facility (e.g., large scale power outage).

(2) You must submit notification to the Administrator in writing as soon as possible following the date you first knew, or through due diligence should have known, that the event may cause or has caused a delay in reporting.

(3) You must provide to the Administrator:

(i) A written description of the force majeure event;

(ii) A rationale for attributing the delay in reporting beyond the regulatory deadline to the force majeure event;

(iii) Measures taken or to be taken to minimize the delay in reporting; and

(iv) The date by which you propose to report, or if you have already met the reporting requirement at the time of the notification, the date you reported.

(4) The decision to accept the claim of force majeure and allow an extension to the reporting deadline is solely within the discretion of the Administrator.

(5) In any circumstance, the reporting must occur as soon as possible after the force majeure event occurs.

[68 FR 69185, Dec. 11, 2003, as amended at 85 FR 49744, Aug. 14, 2020]

021 [40 CFR Part 63 NESHAPS for Source Categories §40 CFR 63.9]**Subpart A--General Provisions****Notification requirements.**

(a) Applicability and general information. (1) The applicability of this section is set out in §63.1(a)(4).

(2) For affected sources that have been granted an extension of compliance under subpart D of this part, the requirements of this section do not apply to those sources while they are operating under such compliance extensions.

(3) If any State requires a notice that contains all the information required in a notification listed in this section, the owner or operator may send the Administrator a copy of the notice sent to the State to satisfy the requirements of this section for that notification.

(4)(i) Before a State has been delegated the authority to implement and enforce notification requirements established under this part, the owner or operator of an affected source in such State subject to such requirements shall submit notifications to the appropriate Regional Office of the EPA (to the attention of the Director of the Division indicated in the list of the EPA Regional Offices in §63.13).

(ii) After a State has been delegated the authority to implement and enforce notification requirements established under this part, the owner or operator of an affected source in such State subject to such requirements shall submit notifications to the delegated State authority (which may be the same as the permitting authority). In addition, if the delegated (permitting) authority is the State, the owner or operator shall send a copy of each notification submitted to the State to the appropriate Regional Office of the EPA, as specified in paragraph (a)(4)(i) of this section. The Regional Office may waive this requirement for any notifications at its discretion.

(b) Initial notifications. (1)(i) The requirements of this paragraph apply to the owner or operator of an affected source when such source becomes subject to a relevant standard.

(ii) If an area source that otherwise would be subject to an emission standard or other requirement established under this part if it were a major source subsequently increases its emissions of hazardous air pollutants (or its potential to emit

**SECTION C. Site Level Requirements**

hazardous air pollutants) such that the source is a major source that is subject to the emission standard or other requirement, such source shall be subject to the notification requirements of this section.

(iii) Affected sources that are required under this paragraph to submit an initial notification may use the application for approval of construction or reconstruction under §63.5(d) of this subpart, if relevant, to fulfill the initial notification requirements of this paragraph.

(2) The owner or operator of an affected source that has an initial startup before the effective date of a relevant standard under this part shall notify the Administrator in writing that the source is subject to the relevant standard. The notification, which shall be submitted not later than 120 calendar days after the effective date of the relevant standard (or within 120 calendar days after the source becomes subject to the relevant standard), shall provide the following information:

(i) The name and address of the owner or operator;

(ii) The address (i.e., physical location) of the affected source;

(iii) An identification of the relevant standard, or other requirement, that is the basis of the notification and the source's compliance date;

(iv) A brief description of the nature, size, design, and method of operation of the source and an identification of the types of emission points within the affected source subject to the relevant standard and types of hazardous air pollutants emitted; and

(v) A statement of whether the affected source is a major source or an area source.

(3) [Reserved]

(4) The owner or operator of a new or reconstructed major affected source for which an application for approval of construction or reconstruction is required under §63.5(d) must provide the following information in writing to the Administrator:

(i) A notification of intention to construct a new major-emitting affected source, reconstruct a major-emitting affected source, or reconstruct a major source such that the source becomes a major-emitting affected source with the application for approval of construction or reconstruction as specified in §63.5(d)(1)(i); and

(ii)-(iv) [Reserved]

(v) A notification of the actual date of startup of the source, delivered or postmarked within 15 calendar days after that date.

(5) The owner or operator of a new or reconstructed affected source for which an application for approval of construction or reconstruction is not required under §63.5(d) must provide the following information in writing to the Administrator:

(i) A notification of intention to construct a new affected source, reconstruct an affected source, or reconstruct a source such that the source becomes an affected source, and

(ii) A notification of the actual date of startup of the source, delivered or postmarked within 15 calendar days after that date.

(iii) Unless the owner or operator has requested and received prior permission from the Administrator to submit less than the information in §63.5(d), the notification must include the information required on the application for approval of construction or reconstruction as specified in §63.5(d)(1)(i).

(c) Request for extension of compliance. If the owner or operator of an affected source cannot comply with a relevant standard by the applicable compliance date for that source, or if the owner or operator has installed BACT or technology to meet LAER consistent with §63.6(i)(5) of this subpart, he/she may submit to the Administrator (or the State with an

**SECTION C. Site Level Requirements**

approved permit program) a request for an extension of compliance as specified in §63.6(i)(4) through §63.6(i)(6).

(d) Notification that source is subject to special compliance requirements. An owner or operator of a new source that is subject to special compliance requirements as specified in §63.6(b)(3) and §63.6(b)(4) shall notify the Administrator of his/her compliance obligations not later than the notification dates established in paragraph (b) of this section for new sources that are not subject to the special provisions.

(e) Notification of performance test. The owner or operator of an affected source shall notify the Administrator in writing of his or her intention to conduct a performance test at least 60 calendar days before the performance test is scheduled to begin to allow the Administrator to review and approve the site-specific test plan required under §63.7(c), if requested by the Administrator, and to have an observer present during the test.

(f) - (g) [Do not apply]

(h) Notification of compliance status. (1) The requirements of paragraphs (h)(2) through (h)(4) of this section apply when an affected source becomes subject to a relevant standard.

(2)(i) Before a title V permit has been issued to the owner or operator of an affected source, and each time a notification of compliance status is required under this part, the owner or operator of such source shall submit to the Administrator a notification of compliance status, signed by the responsible official who shall certify its accuracy, attesting to whether the source has complied with the relevant standard. The notification shall list—

(A) The methods that were used to determine compliance;

(B) The results of any performance tests, opacity or visible emission observations, continuous monitoring system (CMS) performance evaluations, and/or other monitoring procedures or methods that were conducted;

(C) The methods that will be used for determining continuing compliance, including a description of monitoring and reporting requirements and test methods;

(D) The type and quantity of hazardous air pollutants emitted by the source (or surrogate pollutants if specified in the relevant standard), reported in units and averaging times and in accordance with the test methods specified in the relevant standard;

(E) If the relevant standard applies to both major and area sources, an analysis demonstrating whether the affected source is a major source (using the emissions data generated for this notification);

(F) A description of the air pollution control equipment (or method) for each emission point, including each control device (or method) for each hazardous air pollutant and the control efficiency (percent) for each control device (or method); and

(G) A statement by the owner or operator of the affected existing, new, or reconstructed source as to whether the source has complied with the relevant standard or other requirements.

(ii) The notification must be sent before the close of business on the 60th day following the completion of the relevant compliance demonstration activity specified in the relevant standard (unless a different reporting period is specified in the standard, in which case the letter must be sent before the close of business on the day the report of the relevant testing or monitoring results is required to be delivered or postmarked). For example, the notification shall be sent before close of business on the 60th (or other required) day following completion of the initial performance test and again before the close of business on the 60th (or other required) day following the completion of any subsequent required performance test. If no performance test is required but opacity or visible emission observations are required to demonstrate compliance with an opacity or visible emission standard under this part, the notification of compliance status shall be sent before close of business on the 30th day following the completion of opacity or visible emission observations. Notifications may be combined as long as the due date requirement for each notification is met.

(3) After a title V permit has been issued to the owner or operator of an affected source, the owner or operator of such

**SECTION C. Site Level Requirements**

source shall comply with all requirements for compliance status reports contained in the source's title V permit, including reports required under this part. After a title V permit has been issued to the owner or operator of an affected source, and each time a notification of compliance status is required under this part, the owner or operator of such source shall submit the notification of compliance status to the appropriate permitting authority following completion of the relevant compliance demonstration activity specified in the relevant standard.

(4) [Reserved]

(5) If an owner or operator of an affected source submits estimates or preliminary information in the application for approval of construction or reconstruction required in §63.5(d) in place of the actual emissions data or control efficiencies required in paragraphs (d)(1)(ii)(H) and (d)(2) of §63.5, the owner or operator shall submit the actual emissions data and other correct information as soon as available but no later than with the initial notification of compliance status required in this section.

(6) Advice on a notification of compliance status may be obtained from the Administrator.

(i) Adjustment to time periods or postmark deadlines for submittal and review of required communications. (1)(i) Until an adjustment of a time period or postmark deadline has been approved by the Administrator under paragraphs (i)(2) and (i)(3) of this section, the owner or operator of an affected source remains strictly subject to the requirements of this part.

(ii) An owner or operator shall request the adjustment provided for in paragraphs (i)(2) and (i)(3) of this section each time he or she wishes to change an applicable time period or postmark deadline specified in this part.

(2) Notwithstanding time periods or postmark deadlines specified in this part for the submittal of information to the Administrator by an owner or operator, or the review of such information by the Administrator, such time periods or deadlines may be changed by mutual agreement between the owner or operator and the Administrator. An owner or operator who wishes to request a change in a time period or postmark deadline for a particular requirement shall request the adjustment in writing as soon as practicable before the subject activity is required to take place. The owner or operator shall include in the request whatever information he or she considers useful to convince the Administrator that an adjustment is warranted.

(3) If, in the Administrator's judgment, an owner or operator's request for an adjustment to a particular time period or postmark deadline is warranted, the Administrator will approve the adjustment. The Administrator will notify the owner or operator in writing of approval or disapproval of the request for an adjustment within 15 calendar days of receiving sufficient information to evaluate the request.

(4) If the Administrator is unable to meet a specified deadline, he or she will notify the owner or operator of any significant delay and inform the owner or operator of the amended schedule.

(j) [Does not apply]

[59 FR 12430, Mar. 16, 1994, as amended at 64 FR 7468, Feb. 12, 1999; 67 FR 16604, Apr. 5, 2002; 68 FR 32601, May 30, 2003]

VI. WORK PRACTICE REQUIREMENTS.

022 [25 Pa. Code §123.1]

Prohibition of certain fugitive emissions

[From 25 Pa. Code 123.1(c):]

(c) A person responsible for any source specified in subsections (a)(1)—(7) or (9) [Condition #001, above] shall take all reasonable actions to prevent particulate matter from becoming airborne. These actions include, but not be limited to, the following:

(1) Use, where possible, of water or chemicals for control of dust in the demolition of buildings or structures, construction operations, the grading of roads or the clearing of land.

**SECTION C. Site Level Requirements**

(2) Application of asphalt, oil, water or suitable chemicals on dirt roads, material stockpiles and other surfaces which may give rise to airborne dusts.

(3) Paving and maintenance of roadways.

(4) Prompt removal of earth or other material from paved streets onto which earth or other material has been transported by trucking or earth moving equipment, erosion by water, or other means.

023 [25 Pa. Code §123.31]**Limitations**

[From 25 Pa. Code 123.31(a):]

(a) Limitations are as follows:

(1) If control of malodorous air contaminants is required under subsection (b) [Condition #003, above], emissions shall be incinerated at a minimum of 1200°F for at least 0.3 second prior to their emission into the outdoor atmosphere.

(2) Techniques other than incineration may be used to control malodorous air contaminants if such techniques are equivalent to or better than the required incineration in terms of control of the odor emissions and are approved in writing by the Department.

VII. ADDITIONAL REQUIREMENTS.**# 024 [25 Pa. Code §127.25]****Compliance requirement.**

A person may not cause or permit the operation of a source subject to § 127.11 (relating to plan approval requirements), unless the source and air cleaning devices identified in the application for the plan approval and the plan approval issued to the source, are operated and maintained in accordance with specifications in the application and conditions in the plan approval issued by the Department. A person may not cause or permit the operation of an air contamination source subject to this chapter in a manner inconsistent with good operating practices.

025 [25 Pa. Code §129.14]**Open burning operations**

(a) [Does not apply]

(b) Outside of air basins. No person may permit the open burning of material in an area outside of air basins in a manner that:

(1) The emissions are visible, at any time, at the point such emissions pass outside the property of the person on whose land the open burning is being conducted.

(2) Malodorous air contaminants from the open burning are detectable outside the property of the person on whose land the open burning is being conducted.

(3) The emissions interfere with the reasonable enjoyment of life or property.

(4) The emissions cause damage to vegetation or property.

(5) The emissions are or may be deleterious to human or animal health.

(c) Exceptions. The requirements of subsections (a) and (b) do not apply where the open burning operations result from:

(1) A fire set to prevent or abate a fire hazard, when approved by the Department and set by or under the supervision of a public officer.

(2) Any fire set for the purpose of instructing personnel in fire fighting, when approved by the Department.

**SECTION C. Site Level Requirements**

(3) A fire set for the prevention and control of disease or pests, when approved by the Department.

(4) - (5) [Do not apply]

(6) A fire set solely for recreational or ceremonial purposes.

(7) A fire set solely for cooking food.

(d) Clearing and grubbing wastes. The following is applicable to clearing and grubbing wastes:

(1) As used in this subsection the following terms shall have the following meanings:

Air curtain destructor—A mechanical device which forcefully projects a curtain of air across a pit in which open burning is being conducted so that combustion efficiency is increased and smoke and other particulate matter are contained.

Clearing and grubbing wastes—Trees, shrubs and other native vegetation which are cleared from land during or prior to the process of construction. The term does not include demolition wastes and dirt laden roots.

(2) [Does not apply]

(3) Subsection (b) notwithstanding clearing and grubbing wastes may be burned outside of an air basin, subject to the following limitations:

(i) Upon receipt of a complaint or determination by the Department that an air pollution problem exists, the Department may order that the open burning cease or comply with subsection (b).

(ii) Authorization for open burning under this paragraph does not apply to clearing and grubbing wastes transported from an air basin for disposal outside of an air basin.

(4) During an air pollution episode, open burning is limited by Chapter 137 (relating to air pollution episodes) and shall cease as specified in that chapter.

[This permit does not constitute authorization to burn solid waste pursuant to Section 610(3) of the Solid Waste Management Act, 35 P.S. Section 6018.610(3), or any other provision of the Solid Waste Management Act.]

026 [40 CFR Part 63 NESHAPS for Source Categories §40 CFR 63.1257]

Subpart GGG - National Emission Standards for Pharmaceuticals Production

Test methods and compliance procedures

(d)(2)(ii) Engineering assessments. The owner or operator shall conduct an engineering assessment to calculate uncontrolled HAP emissions for each emission episode that is not due to vapor displacement, purging, heating, depressurization, vacuum operations, gas evolution, or air drying. For emission episodes caused by any of these types of activities, the owner or operator also may calculate uncontrolled HAP emissions based on an engineering assessment if the owner or operator can demonstrate to the Administrator that the methods in paragraph (d)(2)(i) of this section are not appropriate. Modified versions of the engineering evaluation methods in paragraphs (d)(2)(i)(A) through (H) may be used if the owner or operator demonstrates that they have been used to meet other regulatory obligations, and they do not affect applicability assessments or compliance determinations under this subpart GGG. One criterion the owner or operator could use to demonstrate that the methods in paragraph (d)(2)(i) of this section are not appropriate is if previous test data are available that show a greater than 20 percent discrepancy between the test value and the estimated value. An engineering assessment includes, but is not limited to, the following:

(A) Previous test results, provided the tests are representative of current operating practices at the process unit.

(B) Bench-scale or pilot-scale test data representative of the process under representative operating conditions.

(C) Maximum flow rate, HAP emission rate, concentration, or other relevant parameter specified or implied within a permit limit applicable to the process vent.

**SECTION C. Site Level Requirements**

(D) Design analysis based on accepted chemical engineering principles, measurable process parameters, or physical or chemical laws or properties. Examples of analytical methods include, but are not limited to:

- (1) Use of material balances based on process stoichiometry to estimate maximum organic HAP concentrations.
- (2) Estimation of maximum flow rate based on physical equipment design such as pump or blower capacities.
- (3) Estimation of HAP concentrations based on saturation conditions.

(E) All data, assumptions, and procedures used in the engineering assessment shall be documented in accordance with §63.1260(e). Data or other information supporting a finding that the emissions estimation equations are inappropriate shall be reported in the Precompliance report.

[The applicability of 40 CFR 63.1257 is referenced by 40 CFR 63.8005]

027 [40 CFR Part 63 NESHAPS for Source Categories §40 CFR 63.1257]

Subpart GGG - National Emission Standards for Pharmaceuticals Production

Test methods and compliance procedures

(d)(3)(ii) Large control devices. Except for condensers, controlled emissions for each process vent that is controlled using a large control device shall be determined by applying the control efficiency of the large control device to the estimated uncontrolled emissions. The control efficiency shall be determined by conducting a performance test on the control device as described in paragraphs (d)(3)(ii)(A) through (C) of this section, or by using the results of a previous performance test as described in paragraph (d)(4) of this section. If the control device is intended to control only hydrogen halides and halogens, the owner or operator may assume the control efficiency of organic HAP is zero percent. If the control device is intended to control only organic HAP, the owner or operator may assume the control efficiency for hydrogen halides and halogen is zero percent. Owners and operators are not required to conduct performance tests for devices described in paragraphs (a)(4) and (d)(4) of this section that are large control devices, as defined in §63.1251.

(A) The performance test shall be conducted by performing emission testing on the inlet and outlet of the control device following the test methods and procedures of §63.1257(b). Concentrations shall be calculated from the data obtained through emission testing according to the procedures in paragraph (a)(2) of this section.

(B) Performance testing shall be conducted under absolute, or hypothetical worst-case conditions, as defined in paragraphs (b)(8)(i)(A) through (B) of this section.

(C) The owner or operator may elect to conduct more than one performance test on the control device for the purpose of establishing more than one operating condition at which the control device achieves the required control efficiency.

[The applicability of 40 CFR 63.1257 is referenced by 40 CFR 63.8005]

028 [40 CFR Part 63 NESHAPS for Source Categories §40 CFR 63.2430]

Subpart FFFF - National Emission Standards for Hazardous Air Pollutants: Miscellaneous Organic Chemical Manufacturing

What is the purpose of this subpart?

This subpart establishes national emission standards for hazardous air pollutants (NESHAP) for miscellaneous organic chemical manufacturing. This subpart also establishes requirements to demonstrate initial and continuous compliance with the emission limits, operating limits, and work practice standards.

029 [40 CFR Part 63 NESHAPS for Source Categories §40 CFR 63.2435]

Subpart FFFF - National Emission Standards for Hazardous Air Pollutants: Miscellaneous Organic Chemical Manufacturing

Am I subject to the requirements in this subpart?

(a) You are subject to the requirements in this subpart if you own or operate miscellaneous organic chemical manufacturing process units (MCPUs) that are located at, or are part of, a major source of hazardous air pollutants (HAP) emissions as defined in section 112(a) of the Clean Air Act (CAA).

(b) An MCU includes equipment necessary to operate a miscellaneous organic chemical manufacturing process, as

**SECTION C. Site Level Requirements**

defined in §63.2550, that satisfies all of the conditions specified in paragraphs (b)(1) through (3) of this section. An MCPU also includes any assigned storage tanks and transfer racks; equipment in open systems that is used to convey or store water having the same concentration and flow characteristics as wastewater; and components such as pumps, compressors, agitators, pressure relief devices, sampling connection systems, open-ended valves or lines, valves, connectors, and instrumentation systems that are used to manufacture any material or family of materials described in paragraphs (b)(1)(i) through (v) of this section.

(1) The MCPU produces material or family of materials that is described in paragraph (b)(1)(i), (ii), (iii), (iv), or (v) of this section.

(i) An organic chemical(s) classified using the 1987 version of SIC code 282, 283, 284, 285, 286, 287, 289, or 386, except as provided in paragraph (c)(5) of this section.

(ii) An organic chemical(s) classified using the 1997 version of NAICS code 325, except as provided in paragraph (c)(5) of this section.

(iii) Quaternary ammonium compounds and ammonium sulfate produced with caprolactam.

(iv) Hydrazine.

(v) Organic solvents classified in any of the SIC or NAICS codes listed in paragraph (b)(1)(i) or (ii) of this section that are recovered using nondedicated solvent recovery operations.

(2) The MCPU processes, uses, or generates any of the organic HAP listed in section 112(b) of the CAA or hydrogen halide and halogen HAP, as defined in §63.2550.

(3) The MCPU is not an affected source or part of an affected source under another subpart of this part 63, except for process vents from batch operations within a chemical manufacturing process unit (CMPU), as identified in §63.100(j)(4). For this situation, the MCPU is the same as the CMPU as defined in §63.100, and you are subject only to the requirements for batch process vents in this subpart.

(c) The requirements in this subpart do not apply to the operations specified in paragraphs (c)(1) through (7) of this section.

(1) Research and development facilities, as defined in section 112(c)(7) of the CAA.

(2) The manufacture of ammonium sulfate as a by-product, if the slurry entering the by-product manufacturing process contains 50 parts per million by weight (ppmw) HAP or less or 10 ppmw benzene or less. You must retain information, data, and analysis to document the HAP concentration in the entering slurry in order to claim this exemption.

(3) The affiliated operations located at an affected source under subparts GG (National Emission Standards for Aerospace Manufacturing and Rework Facilities), KK (National Emission Standards for the Printing and Publishing Industry), JJJJ (NESHAP: Paper and Other Web Coating), MMMM (NESHAP: Surface Coating of Miscellaneous Metal Parts and Products), and SSSS (NESHAP: Surface Coating of Metal Coil) of this part. Affiliated operations include, but are not limited to, mixing or dissolving of coating ingredients; coating mixing for viscosity adjustment, color tint or additive blending, or pH adjustment; cleaning of coating lines and coating line parts; handling and storage of coatings and solvent; and conveyance and treatment of wastewater.

(4) Fabricating operations (such as spinning or compressing a solid polymer into its end use); compounding operations (in which blending, melting, and resolidification of a solid polymer product occur for the purpose of incorporating additives, colorants, or stabilizers); and extrusion and drawing operations (converting an already produced solid polymer into a different shape by melting or mixing the polymer and then forcing it or pulling it through an orifice to create an extruded product). An operation is not exempt if it involves processing with HAP solvent or if an intended purpose of the operation is to remove residual HAP monomer.

(5) Production activities described using the 1997 version of NAICS codes 325131, 325181, 325188 (except the requirements do apply to hydrazine), 325314, 325991 (except the requirements do apply to reformulating plastics resins

**SECTION C. Site Level Requirements**

from recycled plastics products), and 325992 (except the requirements do apply to photographic chemicals).

(6) Tall oil recovery systems.

(7) Carbon monoxide production.

(d) If the predominant use of a transfer rack loading arm or storage tank (including storage tanks in series) is associated with a miscellaneous organic chemical manufacturing process, and the loading arm or storage tank is not part of an affected source under a subpart of this part 63, then you must assign the loading arm or storage tank to the MCPU for that miscellaneous organic chemical manufacturing process. If the predominant use cannot be determined, then you may assign the loading arm or storage tank to any MCPU that shares it and is subject to this subpart. If the use varies from year to year, then you must base the determination on the utilization that occurred during the year preceding November 10, 2003 or, if the loading arm or storage tank was not in operation during that year, you must base the use on the expected use for the first 5-year period after startup. You must include the determination in the notification of compliance status report specified in §63.2520(d). You must redetermine the primary use at least once every 5 years, or any time you implement emissions averaging or pollution prevention after the compliance date.

(e) For nondedicated equipment used to create at least one MCPU, you may elect to develop process unit groups (PUG), determine the primary product of each PUG, and comply with the requirements of the subpart in 40 CFR part 63 that applies to that primary product as specified in §63.2535(l).

[68 FR 63888, Nov. 10, 2003, as amended at 71 FR 40331, July 14, 2006; 85 FR 49132, Aug. 12, 2020]

030 [40 CFR Part 63 NESHAPS for Source Categories §40 CFR 63.2440]

Subpart FFFF - National Emission Standards for Hazardous Air Pollutants: Miscellaneous Organic Chemical Manufacturing

What parts of my plant does this subpart cover?

(a) This subpart applies to each miscellaneous organic chemical manufacturing affected source.

(b) The miscellaneous organic chemical manufacturing affected source is the facilitywide collection of MCPU and heat exchange systems, wastewater, and waste management units that are associated with manufacturing materials described in §63.2435(b)(1).

(c) A new affected source is described by either paragraph (c)(1) or (2) of this section.

(1) Each affected source defined in paragraph (b) of this section for which you commenced construction or reconstruction after April 4, 2002, and you meet the applicability criteria at the time you commenced construction or reconstruction.

(2) Each dedicated MCPU that has the potential to emit 10 tons per year (tpy) of any one HAP or 25 tpy of combined HAP, and you commenced construction or reconstruction of the MCPU after April 4, 2002. For the purposes of this paragraph, an MCPU is an affected source in the definition of the term "reconstruction" in §63.2.

(d) An MCPU that is also a CMPU under §63.100 is reconstructed for the purposes of this subpart if, and only if, the CMPU meets the requirements for reconstruction in §63.100(l)(2).

031 [40 CFR Part 63 NESHAPS for Source Categories §40 CFR 63.2445]

Subpart FFFF - National Emission Standards for Hazardous Air Pollutants: Miscellaneous Organic Chemical Manufacturing

When do I have to comply with this subpart?

(a) Except as specified in paragraphs (g) through (i) of this section, if you have a new affected source, you must comply with this subpart according to the requirements in paragraphs (a)(1) and (2) of this section.

(1) If you startup your new affected source before November 10, 2003, then you must comply with the requirements for new sources in this subpart no later than November 10, 2003.

(2) If you startup your new affected source after November 10, 2003, then you must comply with the requirements for new

**SECTION C. Site Level Requirements**

sources in this subpart upon startup of your affected source.

(b) Except as specified in paragraphs (g) through (i) of this section, if you have an existing source on November 10, 2003, you must comply with the requirements for existing sources in this subpart no later than May 10, 2008.

(c) You must meet the notification requirements in §63.2515 according to the dates specified in that section and in subpart A of this part 63. Some of the notifications must be submitted before you are required to comply with the emission limits, operating limits, and work practice standards in this subpart.

(d) If you have a Group 2 emission point that becomes a Group 1 emission point after the compliance date for your affected source, you must comply with the Group 1 requirements beginning on the date the switch occurs. An initial compliance demonstration as specified in this subpart must be conducted within 150 days after the switch occurs.

(e) If, after the compliance date for your affected source, hydrogen halide and halogen HAP emissions from process vents in a process increase to more than 1,000 lb/yr, or HAP metals emissions from a process at a new affected source increase to more than 150 lb/yr, you must comply with the applicable emission limits specified in Table 3 to this subpart and the associated compliance requirements beginning on the date the emissions exceed the applicable threshold. An initial compliance demonstration as specified in this subpart must be conducted within 150 days after the switch occurs.

(f) If you have a small control device for process vent or transfer rack emissions that becomes a large control device, as defined in §63.2550(i), you must comply with monitoring and associated recordkeeping and reporting requirements for large control devices beginning on the date the switch occurs. An initial compliance demonstration as specified in this subpart must be conducted within 150 days after the switch occurs.

(g) All affected sources that commenced construction or reconstruction on or before December 17, 2019, must be in compliance with the requirements listed in paragraphs (g)(1) through (7) of this section upon initial startup or on August 12, 2023, whichever is later. All affected sources that commenced construction or reconstruction after December 17, 2019, must be in compliance with the requirements listed in paragraphs (g)(1) through (7) of this section upon initial startup, or on August 12, 2020 whichever is later.

(1) The general requirements specified in §§63.2450(a)(2), (e)(4) through (7), (g)(6) and (7), (i)(3), (j)(5)(ii), (j)(6), (k)(1)(ii), (k)(7) and (8), (t), and (u), 63.2520(d)(3) and (e)(11) through (13), 63.2525(m) through (o), and 63.2535(m).

(2) For process vents, the requirements specified in §§63.2450(v), 63.2520(e)(14), and 63.2525(p).

(3) For storage tank degassing, the requirements specified in §63.2470(f).

(4) For equipment leaks and pressure relief devices, the requirements specified in §§63.2480(e) and (f), 63.2520(d)(4) and (e)(14), and 63.2525(q).

(5) For wastewater streams and liquid streams in open systems within an MCPU, the requirements specified in §63.2485(i)(2)(iii), (n)(2)(vii), (p), and (q).

(6) For heat exchange systems, the requirements specified in §§63.2490(d), 63.2520(e)(16), and 63.2525(r).

(7) The other notification, reports, and records requirements specified in §§63.2500(g), 63.2520(e)(5)(ii)(D) and (e)(5)(iii)(M) and (N), and 63.2525(l) and (u).

(h) All affected sources that commenced construction or reconstruction on or before December 17, 2019, must be in compliance with the requirements for pumps in light liquid service in §63.2480(b)(6) and (c)(10) upon initial startup or on August 12, 2021, whichever is later. All affected sources that commenced construction or reconstruction after December 17, 2019, must be in compliance with the requirements for pumps in light liquid service in §63.2480(b)(6) and (c)(10) upon initial startup, or on August 12, 2020, whichever is later.

(i) All affected sources that commenced construction or reconstruction on or before December 17, 2019, must be in compliance with the ethylene oxide requirements in §§63.2450(h) and (r), 63.2470(b) and (c)(4), 63.2492, 63.2493,

**SECTION C. Site Level Requirements**

63.2520(d)(5) and (e)(17), and 63.2525(s) and Table 1 to this subpart, item 5, Table 2 to this subpart, item 3, Table 4 to this subpart, item 3, and Table 6 to this subpart, item 3, upon initial startup or on August 12, 2022, whichever is later. All affected sources that commenced construction or reconstruction after December 17, 2019, must be in compliance with the ethylene oxide requirements listed in §§63.2450(h) and (r), 63.2470(b) and (c)(4), 63.2492, 63.2493, 63.2520(d)(5) and (e)(17), and 63.2525(s) and Table 1 to this subpart, item 5, Table 2 to this subpart, item 3, Table 4 to this subpart, item 3, and Table 6 to this subpart, item 3, upon initial startup, or on August 12, 2020, whichever is later.

[68 FR 63888, Nov. 10, 2003, as amended at 71 FR 10442, Mar. 1, 2006; 71 FR 40332, July 14, 2006; 85 FR 49132, Aug. 12, 2020]

032 [40 CFR Part 63 NESHAPS for Source Categories §40 CFR 63.2450]**Subpart FFFF - National Emission Standards for Hazardous Air Pollutants: Miscellaneous Organic Chemical Manufacturing****What are my general requirements for complying with this subpart?**

(a) General. You must comply with paragraphs (a)(1) and (2) of this section.

(1) Except as specified in paragraph (a)(2) of this section, you must be in compliance with the emission limits and work practice standards in Tables 1 through 7 to this subpart at all times, except during periods of startup, shutdown, and malfunction (SSM), and you must meet the requirements specified in §§63.2455 through 63.2490 (or the alternative means of compliance in §63.2495, §63.2500, or §63.2505), except as specified in paragraphs (b) through (s) of this section. You must meet the notification, reporting, and recordkeeping requirements specified in §§63.2515, 63.2520, and 63.2525.

(2) Beginning no later than the compliance dates specified in §63.2445(g), paragraph (a)(1) of this section no longer applies. Instead, you must be in compliance with the emission limits and work practice standards in Tables 1 through 7 to this subpart at all times, and you must meet the requirements specified in §§63.2455 through 63.2490 (or the alternative means of compliance in §63.2495, §63.2500, or §63.2505), except as specified in paragraphs (b) through (v) of this section. You must meet the notification, reporting, and recordkeeping requirements specified in §§63.2515, 63.2520, and 63.2525.

(b) Determine halogenated vent streams. You must determine if an emission stream is a halogenated vent stream, as defined in §63.2550, by calculating the mass emission rate of halogen atoms in accordance with §63.115(d)(2)(v). Alternatively, you may elect to designate the emission stream as halogenated.

(c) Requirements for combined emission streams. When organic HAP emissions from different emission types (e.g., continuous process vents, batch process vents, storage tanks, transfer operations, and waste management units) are combined, you must comply with the requirements of either paragraph (c)(1) or (2) of this section.

(1) Comply with the applicable requirements of this subpart for each kind of organic HAP emissions in the stream (e.g., the requirements of table 1 to this subpart for continuous process vents and the requirements of table 4 to this subpart for emissions from storage tanks).

(2) Determine the applicable requirements based on the hierarchy presented in paragraphs (c)(2)(i) through (vi) of this section. For a combined stream, the applicable requirements are specified in the highest-listed paragraph in the hierarchy that applies to any of the individual streams that make up the combined stream. For example, if a combined stream consists of emissions from Group 1 batch process vents and any other type of emission stream, then you must comply with the requirements in paragraph (c)(2)(i) of this section for the combined stream; compliance with the requirements in paragraph (c)(2)(i) of this section constitutes compliance for the other emission streams in the combined stream. Two exceptions are that you must comply with the requirements in Table 3 to this subpart and §63.2465 for all process vents with hydrogen halide and halogen HAP emissions, and recordkeeping requirements for Group 2 applicability or compliance are still required (e.g., the requirement in §63.2525(e)(3) and (4) to track the number of batches produced and calculate rolling annual emissions for processes with Group 2 batch process vents).

(i) The requirements of table 2 to this subpart and §63.2460 for Group 1 batch process vents, including applicable monitoring, recordkeeping, and reporting.

(ii) The requirements of table 1 to this subpart and §63.2455 for continuous process vents that are routed to a control

**SECTION C. Site Level Requirements**

device, as defined in §63.981, including applicable monitoring, recordkeeping, and reporting.

(iii) The requirements of table 5 to this subpart and §63.2475 for transfer operations, including applicable monitoring, recordkeeping, and reporting.

(iv) The requirements of table 7 to this subpart and §63.2485 for emissions from waste management units that are used to manage and treat Group 1 wastewater streams and residuals from Group 1 wastewater streams, including applicable monitoring, recordkeeping, and reporting.

(v) The requirements of table 4 to this subpart and §63.2470 for control of emissions from storage tanks, including applicable monitoring, recordkeeping, and reporting.

(vi) The requirements of table 1 to this subpart and §63.2455 for continuous process vents after a recovery device including applicable monitoring, recordkeeping, and reporting.

(d) [Reserved]

(e) Requirements for control devices. (1) Except when complying with §63.2485, if you reduce organic HAP emissions by venting emissions through a closed-vent system to any combination of control devices (except a flare) or recovery devices, you must meet the requirements of paragraph (e)(4) of this section, and the requirements of §63.982(c) and the requirements referenced therein.

(2) Except as specified in paragraph (e)(5) of this section or except when complying with §63.2485, if you reduce organic HAP emissions by venting emissions through a closed-vent system to a flare, you must meet the requirements of paragraph (e)(4) of this section, and the requirements of §63.982(b) and the requirements referenced therein.

(3) Except as specified in paragraphs (e)(3)(i) and (ii) of this section, if you use a halogen reduction device to reduce hydrogen halide and halogen HAP emissions from halogenated vent streams, you must meet the requirements of paragraph (e)(4) of this section, and the requirements of §63.994 and the requirements referenced therein. If you use a halogen reduction device before a combustion device, you must determine the halogen atom emission rate prior to the combustion device according to the procedures in §63.115(d)(2)(v).

(i) Beginning on and after October 13, 2020, performance test reports must be submitted according to the procedures in §63.2520(f).

(ii) If you use a halogen reduction device other than a scrubber, then you must submit procedures for establishing monitoring parameters to the Administrator as part of your precompliance report as specified in §63.2520(c)(8).

(4) Beginning no later than the compliance dates specified in §63.2445(g), the referenced provisions specified in paragraphs (e)(4)(i) through (xvi) of this section do not apply when demonstrating compliance with subpart SS of this part.

(i) The phrase "Except for equipment needed for safety purposes such as pressure relief devices, low leg drains, high point bleeds, analyzer vents, and open-ended valves or lines" in §63.983(a)(3) of subpart SS.

(ii) The second sentence of §63.983(a)(5) of subpart SS.

(iii) The phrase "except during periods of start-up, shutdown and malfunction as specified in the referencing subpart" in §63.984(a) of subpart SS.

(iv) The phrase "except during periods of start-up, shutdown, and malfunction as specified in the referencing subpart" in §63.985(a) of subpart SS.

(v) The phrase "other than start-ups, shutdowns, or malfunctions" in §63.994(c)(1)(ii)(D) of subpart SS.

(vi) Section 63.996(c)(2)(ii) of subpart SS.

**SECTION C. Site Level Requirements**

- (vii) The last sentence of §63.997(e)(1)(i) of subpart SS.
 - (viii) Section 63.998(b)(2)(iii) of subpart SS.
 - (ix) The phrase “other than start-ups, shutdowns or malfunctions” in §63.998(b)(5)(i)(A) of subpart SS.
 - (x) The phrase “other than a start-up, shutdown, or malfunction” from §63.998(b)(5)(i)(B)(3) of subpart SS.
 - (xi) The phrase “other than start-ups, shutdowns or malfunctions” in §63.998(b)(5)(i)(C) of subpart SS.
 - (xii) The phrase “other than a start-up, shutdown, or malfunction” from §63.998(b)(5)(ii)(C) of subpart SS.
 - (xiii) The phrase “except as provided in paragraphs (b)(6)(i)(A) and (B) of this section” in §63.998(b)(6)(i) of subpart SS.
 - (xiv) The second sentence of §63.998(b)(6)(ii) of subpart SS.
 - (xv) Section 63.998(c)(1)(ii)(D), (E), (F), and (G) of subpart SS.
 - (xvi) Section 63.998(d)(3) of subpart SS.
- (5) [Does not apply]
- (6) Beginning no later than the compliance dates specified in §63.2445(g), the use of a bypass line at any time on a closed vent system to divert emissions subject to the requirements in Tables 1 through 7 to this subpart to the atmosphere or to a control device not meeting the requirements specified in Tables 1 through 7 to this subpart is an emissions standards deviation. You must also comply with the requirements specified in paragraphs (e)(6)(i) through (v) of this section, as applicable:
- (i) If you are subject to the bypass monitoring requirements of §63.148(f) of subpart G, then you must continue to comply with the requirements in §63.148(f) of subpart G and the recordkeeping and reporting requirements in §§63.148(j)(2) and (3) of subpart G, and (h)(3) of subpart G, in addition to the applicable requirements specified in §63.2485(q), the recordkeeping requirements specified in §63.2525(n), and the reporting requirements specified in §63.2520(e)(12).
 - (ii) If you are subject to the bypass monitoring requirements of §63.172(j) of subpart H, then you must continue to comply with the requirements in §63.172(j) of subpart H and the recordkeeping and reporting requirements in §63.118(a)(3) and (4), and (f)(3) and (4) of subpart G, in addition to the applicable requirements specified in §§63.2480(f) and 63.2485(q), the recordkeeping requirements specified in §63.2525(n), and the reporting requirements specified in §63.2520(e)(12).
 - (iii) If you are subject to the bypass monitoring requirements of §63.983(a)(3) of subpart SS, then you must continue to comply with the requirements in §63.983(a)(3) of subpart SS and the recordkeeping and reporting requirements in §§63.998(d)(1)(ii) and 63.999(c)(2) of subpart SS, in addition to the requirements specified in §63.2450(e)(4), the recordkeeping requirements specified in §63.2525(n), and the reporting requirements specified in §63.2520(e)(12).
 - (iv) If you are subject to the bypass monitoring requirements of §65.143(a)(3) of this chapter, then you must continue to comply with the requirements in §65.143(a)(3) and the recordkeeping and reporting requirements in §§65.163(a)(1) and 65.166(b) of this chapter; in addition to the applicable requirements specified in §63.2480(f), the recordkeeping requirements specified in §63.2525(n), and the reporting requirements specified in §63.2520(e)(12).
 - (v) For purposes of compliance with this paragraph (e)(6), §§63.148(f)(3) of subpart G, and 63.172(j)(3) of subpart H, the phrase “Except for equipment needed for safety purposes such as pressure relief devices, low leg drains, high point bleeds, analyzer vents, and open-ended valves or lines” in §63.983(a)(3) of subpart SS, and the phrase “Except for pressure relief devices needed for safety purposes, low leg drains, high point bleeds, analyzer vents, and open-ended valves or lines” in §65.143(a)(3) of this chapter do not apply; instead, the exemptions specified in paragraphs (e)(6)(v)(A) and (B) of this section apply.
- (A) Except for pressure relief devices subject to §63.2480(e)(4), equipment such as low leg drains and equipment

**SECTION C. Site Level Requirements**

subject to the requirements specified in §63.2480 are not subject to this paragraph (e)(6).

(B) Open-ended valves or lines that use a cap, blind flange, plug, or second valve and follow the requirements specified in 40 CFR 60.482-6(a)(2), (b), and (c) or follow requirements codified in another regulation that are the same as 40 CFR 60.482-6(a)(2), (b), and (c) are not subject to this paragraph (e)(6).

(7) Beginning no later than the compliance dates specified in §63.2445(g), if you reduce organic HAP emissions by venting emissions through a closed-vent system to an adsorber(s) that cannot be regenerated or a regenerative adsorber(s) that is regenerated offsite, then you must comply with paragraphs (e)(4) and (6) of this section and the requirements in §63.983, and you must install a system of two or more adsorber units in series and comply with the requirements specified in paragraphs (e)(7)(i) through (iii) of this section.

(i) Conduct an initial performance test or design evaluation of the adsorber and establish the breakthrough limit and adsorber bed life.

(ii) Monitor the HAP or total organic compound (TOC) concentration through a sample port at the outlet of the first adsorber bed in series according to the schedule in paragraph (e)(7)(iii)(B) of this section. You must measure the concentration of HAP or TOC using either a portable analyzer, in accordance with Method 21 of 40 CFR part 60, appendix A-7, using methane, propane, isobutylene, or the primary HAP being controlled as the calibration gas or Method 25A of 40 CFR part 60, appendix A-7, using methane, propane, or the primary HAP being controlled as the calibration gas.

(iii) Comply with paragraph (e)(7)(iii)(A) of this section, and comply with the monitoring frequency according to paragraph (e)(7)(iii)(B) of this section.

(A) The first adsorber in series must be replaced immediately when breakthrough, as defined in §63.2550(i), is detected between the first and second adsorber. The original second adsorber (or a fresh canister) will become the new first adsorber and a fresh adsorber will become the second adsorber. For purposes of this paragraph (e)(7)(iii)(A), "immediately" means within 8 hours of the detection of a breakthrough for adsorbers of 55 gallons or less, and within 24 hours of the detection of a breakthrough for adsorbers greater than 55 gallons. You must monitor at the outlet of the first adsorber within 3 days of replacement to confirm it is performing properly.

(B) Based on the adsorber bed life established according to paragraph (e)(7)(i) of this section and the date the adsorbent was last replaced, conduct monitoring to detect breakthrough at least monthly if the adsorbent has more than 2 months of life remaining, at least weekly if the adsorbent has between 2 months and 2 weeks of life remaining, and at least daily if the adsorbent has 2 weeks or less of life remaining.

(f) [Does not apply]

(g) Requirements for performance tests. The requirements specified in paragraphs (g)(1) through (7) of this section apply instead of or in addition to the requirements specified in subpart SS of this part.

(1) Conduct gas molecular weight analysis using Method 3, 3A, or 3B in appendix A to part 60 of this chapter.

(2) Measure moisture content of the stack gas using Method 4 in appendix A to part 60 of this chapter.

(3) If the uncontrolled or inlet gas stream to the control device contains carbon disulfide, you must conduct emissions testing according to paragraph (g)(3)(i) or (ii) of this section.

(i) If you elect to comply with the percent reduction emission limits in tables 1 through 7 to this subpart, and carbon disulfide is the principal organic HAP component (i.e., greater than 50 percent of the HAP in the stream by volume), then you must use Method 18, or Method 15 (40 CFR part 60, appendix A) to measure carbon disulfide at the inlet and outlet of the control device. Use the percent reduction in carbon disulfide as a surrogate for the percent reduction in total organic HAP emissions.

(ii) If you elect to comply with the outlet TOC concentration emission limits in Tables 1 through 7 to this subpart, and the uncontrolled or inlet gas stream to the control device contains greater than 10 percent (volume concentration) carbon

**SECTION C. Site Level Requirements**

disulfide, you must use Method 18 or Method 15 of 40 CFR part 60, appendix A, to separately determine the carbon disulfide concentration. Calculate the total HAP or TOC emissions by totaling the carbon disulfide emissions measured using Method 18 or 15 of 40 CFR part 60, appendix A, and the other HAP emissions measured using Method 18 or 25A of 40 CFR part 60, appendix A.

(4) As an alternative to using Method 18, Method 25/25A, or Method 26/26A of 40 CFR part 60, appendix A, to comply with any of the emission limits specified in tables 1 through 7 to this subpart, you may use Method 320 of 40 CFR part 60, appendix A. When using Method 320, you must follow the analyte spiking procedures of section 13 of Method 320, unless you demonstrate that the complete spiking procedure has been conducted at a similar source.

(5) Section 63.997(c)(1) does not apply. For the purposes of this subpart, results of all initial compliance demonstrations must be included in the notification of compliance status report, which is due 150 days after the compliance date, as specified in §63.2520(d)(1). If the initial compliance demonstration includes a performance test and the results are submitted electronically via CEDRI in accordance with §63.2520(f), the process unit(s) tested, the pollutant(s) tested, and the date that such performance test was conducted may be submitted in the notification of compliance status report in lieu of the performance test results. The performance test results must be submitted to CEDRI by the date the notification of compliance status report is submitted.

(6) Beginning no later than the compliance dates specified in §63.2445(g), in lieu of the requirements specified in §63.7(e)(1) of subpart A you must conduct performance tests under such conditions as the Administrator specifies based on representative performance of the affected source for the period being tested. Representative conditions exclude periods of startup and shutdown. You may not conduct performance tests during periods of malfunction. You must record the process information that is necessary to document operating conditions during the test and include in such record an explanation to support that such conditions represent normal operation. Upon request, you must make available to the Administrator such records as may be necessary to determine the conditions of performance tests.

(7) Comply with the requirements in §63.2450(e)(4), as applicable.

(h) Design evaluation. To determine the percent reduction of a small control device that is used to comply with an emission limit specified in Table 1, 2, 3, or 5 to this subpart, you may elect to conduct a design evaluation as specified in §63.1257(a)(1) instead of a performance test as specified in subpart SS of this part. You must establish the value(s) and basis for the operating limits as part of the design evaluation. For continuous process vents, the design evaluation must be conducted at maximum representative operating conditions for the process, unless the Administrator specifies or approves alternate operating conditions. For transfer racks, the design evaluation must demonstrate that the control device achieves the required control efficiency during the reasonably expected maximum transfer loading rate. Beginning no later than the compliance dates specified in §63.2445(i), this paragraph (h) does not apply to process vents in ethylene oxide service as defined in §63.2550.

(i) Outlet concentration correction for combustion devices. Except as specified in paragraph (i)(3) of this section, when §63.997(e)(2)(iii)(C) requires you to correct the measured concentration at the outlet of a combustion device to 3-percent oxygen if you add supplemental combustion air, the requirements in either paragraph (i)(1) or (2) of this section apply for the purposes of this subpart.

(1) You must correct the concentration in the gas stream at the outlet of the combustion device to 3 percent oxygen if you add supplemental gases, as defined in §63.2550, to the vent stream, or;

(2) You must correct the measured concentration for supplemental gases using Equation 1 in §63.2460(c)(6); you may use process knowledge and representative operating data to determine the fraction of the total flow due to supplemental gas.

(3) Beginning no later than the compliance dates specified in §63.2445(g), paragraphs (i)(1) and (2) of this section no longer apply. Instead, when §63.997(e)(2)(iii)(C) requires you to correct the measured concentration at the outlet of a combustion device to 3-percent oxygen if you add supplemental combustion air, you must follow the procedures in §63.997(e)(2)(iii)(C) to perform the concentration correction, except you may also use Method 3A of 40 CFR part 60, appendix A-2, to determine the oxygen concentration.

**SECTION C. Site Level Requirements**

(j) [Does not apply]

(k) Continuous parameter monitoring. The provisions in paragraphs (k)(1) through (8) of this section apply in addition to the requirements for continuous parameter monitoring system (CPMS) in subpart SS of this part.

(1) You must comply with paragraphs (k)(1)(i) and (ii) of this section.

(i) Except as specified in paragraph (k)(1)(ii) of this section, record the results of each calibration check and all maintenance performed on the CPMS as specified in §63.998(c)(1)(ii)(A).

(ii) Beginning no later than the compliance dates specified in §63.2445(g), paragraph (k)(1)(i) of this section no longer applies. Instead, you must record the results of each calibration check and all maintenance performed on the CPMS as specified in §63.998(c)(1)(ii)(A), except you must record all maintenance, not just preventative maintenance.

(2) When subpart SS of this part 63 uses the term “a range” or “operating range” of a monitored parameter, it means an “operating limit” for a monitored parameter for the purposes of this subpart.

(3) As an alternative to continuously measuring and recording pH as specified in §§63.994(c)(1)(i) and 63.998(a)(2)(ii)(D), you may elect to continuously monitor and record the caustic strength of the effluent. For halogen scrubbers used to control only batch process vents you may elect to monitor and record either the pH or the caustic strength of the scrubber effluent at least once per day.

(4) As an alternative to the inlet and outlet temperature monitoring requirements for catalytic incinerators as specified in §63.988(c)(2) and the related recordkeeping requirements specified in §63.998(a)(2)(ii)(B)(2) and (c)(2)(ii), you may elect to comply with the requirements specified in paragraphs (k)(4)(i) through (iv) of this section.

(i) Monitor and record the inlet temperature as specified in subpart SS of this part 63.

(ii) Check the activity level of the catalyst at least every 12 months and take any necessary corrective action, such as replacing the catalyst to ensure that the catalyst is performing as designed.

(iii) Maintain records of the annual checks of catalyst activity levels and the subsequent corrective actions.

(iv) Recording the downstream temperature and temperature difference across the catalyst bed as specified in §63.998(a)(2)(ii)(B)(2) and (c)(2)(ii) is not required.

(5) For absorbers that control organic compounds and use water as the scrubbing fluid, you must conduct monitoring and recordkeeping as specified in paragraphs (k)(5)(i) through (iii) of this section instead of the monitoring and recordkeeping requirements specified in §§63.990(c)(1), 63.993(c)(1), and 63.998(a)(2)(ii)(C).

(i) You must use a flow meter capable of providing a continuous record of the absorber influent liquid flow.

(ii) You must determine gas stream flow using one of the procedures specified in §63.994(c)(1)(ii)(A) through (D).

(iii) You must record the absorber liquid-to-gas ratio averaged over the time period of any performance test.

(6) For a control device with total inlet HAP emissions less than 1 tpy, you must establish an operating limit(s) for a parameter(s) that you will measure and record at least once per averaging period (i.e., daily or block) to verify that the control device is operating properly. You may elect to measure the same parameter(s) that is required for control devices that control inlet HAP emissions equal to or greater than 1 tpy. If the parameter will not be measured continuously, you must request approval of your proposed procedure in the precompliance report. You must identify the operating limit(s) and the measurement frequency, and you must provide rationale to support how these measurements demonstrate the control device is operating properly.

(7) Beginning no later than the compliance dates specified in §63.2445(g), the manufacturer's specifications or your written procedures must include a schedule for calibrations, preventative maintenance procedures, a schedule for

**SECTION C. Site Level Requirements**

preventative maintenance, and corrective actions to be taken if a calibration fails. If a CPMS calibration fails, the CPMS is considered to be inoperative until you take corrective action and the system passes calibration. You must record the nature and cause of instances when the CPMS is inoperative and the corrective action taken.

(8) You must comply with the requirements in paragraph (e)(4) of this section, as applicable.

(l) Startup, shutdown, and malfunction. Sections 63.152(f)(7)(ii) through (iv) and 63.998(b)(2)(iii) and (b)(6)(i)(A), which apply to the exclusion of monitoring data collected during periods of SSM from daily averages, do not apply for the purposes of this subpart.

(m) Reporting. (1) When §§63.2455 through 63.2490 reference other subparts in this part 63 that use the term “periodic report,” it means “compliance report” for the purposes of this subpart. The compliance report must include the information specified in §63.2520(e), as well as the information specified in referenced subparts.

(2) When there are conflicts between this subpart and referenced subparts for the due dates of reports required by this subpart, reports must be submitted according to the due dates presented in this subpart.

(3) Excused excursions, as defined in subparts G and SS of this part 63, are not allowed.

(n) [Reserved]

(o) [Does not apply]

(p) Original safety device requirements. Except as specified in paragraph (t) of this section, opening a safety device, as defined in §63.2550, is allowed at any time conditions require it to avoid unsafe conditions.

(q) If an emission stream contains energetics or organic peroxides that, for safety reasons, cannot meet an applicable emission limit specified in Tables 1 through 7 to this subpart, then you must submit documentation in your precompliance report explaining why an undue safety hazard would be created if the air emission controls were installed, and you must describe the procedures that you will implement to minimize HAP emissions from these vent streams.

(r) Surge control vessels and bottoms receivers. For each surge control vessel or bottoms receiver that meets the capacity and vapor pressure thresholds for a Group 1 storage tank, you must meet emission limits and work practice standards specified in Table 4 to this subpart. Beginning no later than the compliance dates specified in §63.2445(i), for each surge control vessel and bottoms receiver in ethylene oxide service as defined in §63.2550, you must also meet the applicable process vent requirements specified in §§63.2492 and 63.2493(a) through (c).

(s) For the purposes of determining Group status for continuous process vents, batch process vents, and storage tanks in §§63.2455, 63.2460, and 63.2470, hydrazine is to be considered an organic HAP.

(t) New safety device requirements. Beginning no later than the compliance dates specified in §63.2445(g), paragraph (p) of this section no longer applies. Instead, you must comply with the requirements specified in §63.2480(e).

(u) General duty. Beginning no later than the compliance dates specified in §63.2445(g), at all times, you must operate and maintain any affected source, including associated air pollution control equipment and monitoring equipment, in a manner consistent with safety and good air pollution control practices for minimizing emissions. The general duty to minimize emissions does not require you to make any further efforts to reduce emissions if levels required by the applicable standard have been achieved. Determination of whether a source is operating in compliance with operation and maintenance requirements will be based on information available to the Administrator which may include, but is not limited to, monitoring results, review of operation and maintenance procedures, review of operation and maintenance records, and inspection of the source.

(v) Maintenance vents. Beginning no later than the compliance dates specified in §63.2445(g), you may designate a process vent as a maintenance vent if the vent is only used as a result of startup, shutdown, maintenance, or inspection of equipment where equipment is emptied, depressurized, degassed, or placed into service. You must comply with the applicable requirements in paragraphs (v)(1) through (3) of this section for each maintenance vent. Any vent designated as

**SECTION C. Site Level Requirements**

a maintenance vent is only subject to the maintenance vent provisions in this paragraph (v) and the associated recordkeeping and reporting requirements in §§63.2525(p) and 63.2520(e)(14), respectively. You do not need to designate a maintenance vent as a Group 1 or Group 2 process vent nor identify maintenance vents in a Notification of Compliance Status report.

(1) Prior to venting to the atmosphere, remove process liquids from the equipment as much as practical and depressurize the equipment to either: A flare meeting the requirements of paragraph (e)(2) or (5) of this section, as applicable, or a non-flare control device meeting the requirements in paragraph (e)(4) of this section and the requirements specified in §63.982(c)(2) of subpart SS until one of the following conditions, as applicable, is met.

(i) The vapor in the equipment served by the maintenance vent has a lower explosive limit (LEL) of less than 10 percent and has an outlet concentration less than or equal to 20 ppmv hydrogen halide and halogen HAP.

(ii) If there is no ability to measure the LEL of the vapor in the equipment based on the design of the equipment, the pressure in the equipment served by the maintenance vent is reduced to 5 pounds per square inch gauge (psig) or less. Upon opening the maintenance vent, active purging of the equipment cannot be used until the LEL of the vapors in the maintenance vent (or inside the equipment if the maintenance is a hatch or similar type of opening) is less than 10 percent.

(iii) The equipment served by the maintenance vent contains less than 50 pounds of total volatile organic compounds (VOC).

(iv) If, after applying best practices to isolate and purge equipment served by a maintenance vent, none of the applicable criterion in paragraphs (v)(1)(i) through (iii) of this section can be met prior to installing or removing a blind flange or similar equipment blind, then the pressure in the equipment served by the maintenance vent must be reduced to 2 psig or less before installing or removing the equipment blind. During installation or removal of the equipment blind, active purging of the equipment may be used provided the equipment pressure at the location where purge gas is introduced remains at 2 psig or less.

(2) Except for maintenance vents complying with the alternative in paragraph (v)(1)(iii) of this section, you must determine the LEL or, if applicable, equipment pressure using process instrumentation or portable measurement devices and follow procedures for calibration and maintenance according to manufacturer's specifications.

(3) For maintenance vents complying with the alternative in paragraph (v)(1)(iii) of this section, you must determine mass of VOC in the equipment served by the maintenance vent based on the equipment size and contents after considering any contents drained or purged from the equipment. Equipment size may be determined from equipment design specifications. Equipment contents may be determined using process knowledge.

[68 FR 63888, Nov. 10, 2003, as amended at 70 FR 38559, July 1, 2005; 71 FR 40332, July 14, 2006; 85 FR 49133, Aug. 12, 2020]

033 [40 CFR Part 63 NESHAPS for Source Categories §40 CFR 63.2460]

Subpart FFFF - National Emission Standards for Hazardous Air Pollutants: Miscellaneous Organic Chemical Manufacturing

What requirements must I meet for batch process vents?

(a) General. You must meet each emission limit in Table 2 to this subpart that applies to you, and you must meet each applicable requirement specified in paragraphs (b) and (c) of this section and §§63.2492 and 63.2493(a) through (c).

[Table 2 to Subpart FFFF of Part 63]

1. For each process with Group 1 batch process vents, then you must:

a. Reduce collective uncontrolled organic HAP emissions from the sum of all batch process vents within the process by ≥ 98 percent by weight by venting emissions from a sufficient number of the vents through one or more closed-vent systems to any combination of control devices (except a flare); or

b. Reduce collective uncontrolled organic HAP emissions from the sum of all batch process vents within the process by

**SECTION C. Site Level Requirements**

≥ 95 percent by weight by venting emissions from a sufficient number of the vents through one or more closed-vent systems to any combination of recovery devices or a biofilter, except you may elect to comply with the requirements of subpart WW of this part for any process tank; or

c. Reduce uncontrolled organic HAP emissions from one or more batch process vents within the process by venting through a closed-vent system to a flare or by venting through one or more closed-vent systems to any combination of control devices (excluding a flare) that reduce organic HAP to an outlet concentration ≤ 20 ppmv as TOC or total organic HAP and you must for all other batch process vents within the process, reduce collective organic HAP emissions as specified in item 1.a and/or item 1.b of this Table.

2. For each halogenated Group 1 batch process vent for which you use a combustion device to control organic HAP emissions, then you must:

a. Use a halogen reduction device after the combustion control device and you must:

- i. Reduce overall emissions of hydrogen halide and halogen HAP by ≥ 99 percent; or
- ii. Reduce overall emissions of hydrogen halide and halogen HAP to ≤ 0.45 kg/hr; or
- iii. Reduce overall emissions of hydrogen halide and halogen HAP to a concentration ≤ 20 ppmv.

or

b. Use a halogen reduction device before the combustion control device, and you must reduce the halogen atom mass emission rate to ≤ 0.45 kg/hr or to a concentration ≤ 20 ppmv.

3. [Does not apply]

[85 FR 49161, Aug. 12, 2020]

(b) Group status. If a process has batch process vents, as defined in §63.2550, you must determine the group status of the batch process vents by determining and summing the uncontrolled organic HAP emissions from each of the batch process vents within the process using the procedures specified in §63.1257(d)(2)(i) and (ii), except as specified in paragraphs (b)(1) through (7) of this section.

(1) To calculate emissions caused by the heating of a vessel without a process condenser to a temperature lower than the boiling point, you must use the procedures in §63.1257(d)(2)(i)(C)(3).

(2) To calculate emissions from depressurization of a vessel without a process condenser, you must use the procedures in §63.1257(d)(2)(i)(D)(10).

(3) To calculate emissions from vacuum systems for the purposes of this subpart, the receiving vessel is part of the vacuum system, and terms used in Equation 33 to 40 CFR part 63, subpart GGG, are defined as follows:

P_{system} = absolute pressure of the receiving vessel;

P_i = partial pressure of the HAP determined at the exit temperature and exit pressure conditions of the condenser or at the conditions of the dedicated receiver;

P_j = partial pressure of condensables (including HAP) determined at the exit temperature and exit pressure conditions of the condenser or at the conditions of the dedicated receiver;

MW_{HAP} = molecular weight of the HAP determined at the exit temperature and exit pressure conditions of the condenser or at the conditions of the dedicated receiver.

(4) To calculate uncontrolled emissions when a vessel is equipped with a process condenser, you must use the procedures in §63.1257(d)(3)(i)(B), except as specified in paragraphs (b)(4)(i) through (vi) of this section.

(i) You must determine the flowrate of gas (or volume of gas), partial pressures of condensables, temperature (T), and

**SECTION C. Site Level Requirements**

HAP molecular weight (MWHAP) at the exit temperature and exit pressure conditions of the condenser or at the conditions of the dedicated receiver.

(ii) You must assume that all of the components contained in the condenser exit vent stream are in equilibrium with the same components in the exit condensate stream (except for noncondensables).

(iii) You must perform a material balance for each component.

(iv) For the emissions from gas evolution, the term for time, t , must be used in Equation 12 to 40 CFR part 63, subpart GGG.

(v) Emissions from empty vessel purging shall be calculated using Equation 36 to 40 CFR part 63, subpart GGG and the exit temperature and exit pressure conditions of the condenser or the conditions of the dedicated receiver.

(vi) You must conduct an engineering assessment as specified in §63.1257(d)(2)(ii) for each emission episode that is not due to vapor displacement, purging, heating, depressurization, vacuum operations, gas evolution, air drying, or empty vessel purging. The requirements of paragraphs (b)(3) through (4) of this section shall apply.

(vii) You may elect to conduct an engineering assessment if you can demonstrate to the Administrator that the methods in §63.1257(d)(3)(i)(B) are not appropriate.

(5) You may elect to designate the batch process vents within a process as Group 1 and not calculate uncontrolled emissions if you comply with one of the situations in paragraph (b)(5)(i), (ii), or (iii) of this section.

(i) If you comply with the alternative standard specified in §63.2505.

(ii) If all Group 1 batch process vents within a process are controlled; you conduct the performance test under hypothetical worst case conditions, as defined in §63.1257(b)(8)(i)(B); and the emission profile is based on capture and control system limitations as specified in §63.1257(b)(8)(ii)(C).

(iii) [Does not apply]

(6) You may change from Group 2 to Group 1 in accordance with either paragraph (b)(6)(i) or (ii) of this section. Before October 13, 2020, you must comply with the requirements of this section and submit the test report. Beginning on and after October 13, 2020, you must comply with the requirements of this section and submit the performance test report for the demonstration required in §63.1257(b)(8) in accordance with §63.2520(f).

(i) You may switch at any time after operating as Group 2 for at least 1 year so that you can show compliance with the 10,000 pounds per year (lb/yr) threshold for Group 2 batch process vents for at least 365 days before the switch. You may elect to start keeping records of emissions from Group 2 batch process vents before the compliance date. Report a switch based on this provision in your next compliance report in accordance with §63.2520(e)(10)(i).

(ii) If the conditions in paragraph (b)(6)(i) of this section are not applicable, you must provide a 60-day advance notice in accordance with §63.2520(e)(10)(ii) before switching.

(7) As an alternative to determining the uncontrolled organic HAP emissions as specified in §63.1257(d)(2)(i) and (ii), you may elect to demonstrate that non-reactive organic HAP are the only HAP used in the process and non-reactive HAP usage in the process is less than 10,000 lb/yr. You must provide data and supporting rationale in your notification of compliance status report explaining why the non-reactive organic HAP usage will be less than 10,000 lb/yr. You must keep records of the non-reactive organic HAP usage as specified in §63.2525(e)(2) and include information in compliance reports as specified in §63.2520(e)(5)(iv).

(c) Exceptions to the requirements in subparts SS and WW of this part 63 are specified in paragraphs (c)(1) through (9) of this section.

(1) Process condensers. Process condensers, as defined in §63.2550(i), are not considered to be control devices for



SECTION C. Site Level Requirements

batch process vents. You must determine whether a condenser is a control device for a batch process vent or a process condenser from which the uncontrolled HAP emissions are evaluated as part of the initial compliance demonstration for each MCPU and report the results with supporting rationale in your notification of compliance status report.

(2) Initial compliance. (i) To demonstrate initial compliance with a percent reduction emission limit in Table 2 to this subpart, you must compare the sums of the controlled and uncontrolled emissions for the applicable Group 1 batch process vents within the process, and show that the specified reduction is met. This requirement does not apply if you comply with the emission limits of Table 2 to this subpart by using a flare that meets the requirements of §63.987 or 63.2450(e)(5), as applicable.

(ii) When you conduct a performance test or design evaluation for a non-flare control device used to control emissions from batch process vents, you must establish emission profiles and conduct the test under worst-case conditions according to §63.1257(b)(8) instead of under normal operating conditions as specified in §63.7(e)(1) of subpart A or the conditions as specified in §63.2450(g)(6). The requirements in §63.997(e)(1)(i) and (iii) also do not apply for performance tests conducted to determine compliance with the emission limits for batch process vents. For purposes of this subpart, references in §63.997(b)(1) to "methods specified in §63.997(e)" include the methods specified in §63.1257(b)(8).

(iii) As an alternative to conducting a performance test or design evaluation to demonstrate initial compliance with a percent reduction requirement for a condenser, you may determine controlled emissions using the procedures specified in §63.1257(d)(3)(i)(B) and paragraphs (b)(3) through (4) of this section.

(iv) When §63.1257(d)(3)(i)(B)(7) specifies that condenser-controlled emissions from an air dryer must be calculated using Equation 11 of 40 CFR part 63, subpart GGG, with "V equal to the air flow rate," it means "V equal to the dryer outlet gas flow rate," for the purposes of this subpart. Alternatively, you may use Equation 12 of 40 CFR part 63, subpart GGG, with V equal to the dryer inlet air flow rate. Account for time as appropriate in either equation.

(v) If a process condenser is used for boiling operations in which HAP (not as an impurity) is heated to the boiling point, you must demonstrate that it is properly operated according to the procedures specified in §63.1257(d)(2)(i)(C)(4)(ii) and (d)(3)(iii)(B), and the demonstration must occur only during the boiling operation. The reference in §63.1257(d)(3)(iii)(B) to the alternative standard in §63.1254(c) means §63.2505 for the purposes of this subpart. As an alternative to measuring the exhaust gas temperature, as required by §63.1257(d)(3)(iii)(B), you may elect to measure the liquid temperature in the receiver.

(vi) You must conduct a subsequent performance test or compliance demonstration equivalent to an initial compliance demonstration within 180 days of a change in the worst-case conditions.

(3) Establishing operating limits. You must establish operating limits under the conditions required for your initial compliance demonstration, except you may elect to establish operating limit(s) for conditions other than those under which a performance test was conducted as specified in paragraph (c)(3)(i) of this section and, if applicable, paragraph (c)(3)(ii) of this section.

(i) The operating limits may be based on the results of the performance test and supplementary information such as engineering assessments and manufacturer's recommendations. These limits may be established for conditions as unique as individual emission episodes for a batch process. You must provide rationale in the precompliance report for the specific level for each operating limit, including any data and calculations used to develop the limit and a description of why the limit indicates proper operation of the control device. The procedures provided in this paragraph (c)(3)(i) have not been approved by the Administrator and determination of the operating limit using these procedures is subject to review and approval by the Administrator.

(ii) If you elect to establish separate monitoring levels for different emission episodes within a batch process, you must maintain records in your daily schedule or log of processes indicating each point at which you change from one operating limit to another, even if the duration of the monitoring for an operating limit is less than 15 minutes. You must maintain a daily schedule or log of processes according to §63.2525(c).

(4) Averaging periods. As an alternative to the requirement for daily averages in §63.998(b)(3), you may determine averages for operating blocks. An operating block is a period of time that is equal to the time from the beginning to end of

**SECTION C. Site Level Requirements**

batch process operations within a process.

(5) [Reserved]

(6) Outlet concentration correction for supplemental gases. If you use a control device other than a combustion device to comply with a TOC, organic HAP, or hydrogen halide and halogen HAP outlet concentration emission limit for batch process vents, you must correct the actual concentration for supplemental gases using Equation 1 to this paragraph (e)(6); you may use process knowledge and representative operating data to determine the fraction of the total flow due to supplemental gas.

$$C_a = C_m * [(Q_s + Q_a) / Q_a] \quad (\text{Eq. 1})$$

Where:

C_a = corrected outlet TOC, organic HAP, or hydrogen halide and halogen HAP concentration, dry basis, ppmv;

C_m = actual TOC, organic HAP, or hydrogen halide and halogen HAP concentration measured at control device outlet, dry basis, ppmv;

Q_a = total volumetric flowrate of all gas streams vented to the control device, except supplemental gases;

Q_s = total volumetric flowrate of supplemental gases.

(7) If flow to a control device could be intermittent, you must install, calibrate, and operate a flow indicator at the inlet or outlet of the control device to identify periods of no flow. Periods of no flow may not be used in daily or block averages, and it may not be used in fulfilling a minimum data availability requirement.

(8) Terminology. When the term "storage vessel" is used in subpart WW of this part 63, the term "process tank," as defined in §63.2550(i), applies for the purposes of this section.

(9) Requirements for a biofilter. If you use a biofilter to meet either the 95-percent reduction requirement or outlet concentration requirement specified in Table 2 to this subpart, you must meet the requirements specified in paragraphs (c)(9)(i) through (vi) of this section.

(i) Operational requirements. The biofilter must be operated at all times when emissions are vented to it.

(ii) Performance tests. To demonstrate initial compliance, you must conduct a performance test according to the procedures in §§63.2450(g) and 63.997 of subpart SS, and paragraphs (c)(9)(ii)(A) through (D) of this section. The design evaluation option for small control devices is not applicable if you use a biofilter.

(A) Keep up-to-date, readily accessible continuous records of either the biofilter bed temperature averaged over the full period of the performance test or the outlet total organic HAP or TOC concentration averaged over the full period of the performance test. Include these data in your notification of compliance status report as required by §63.999(b)(3)(ii).

(B) Record either the percent reduction of total organic HAP achieved by the biofilter determined as specified in §63.997(e)(2)(iv) or the concentration of TOC or total organic HAP determined as specified in §63.997(e)(2)(iii) at the outlet of the biofilter, as applicable.

(C) If you monitor the biofilter bed temperature, you may elect to use multiple thermocouples in representative locations throughout the biofilter bed and calculate the average biofilter bed temperature across these thermocouples prior to reducing the temperature data to 15 minute (or shorter) averages for purposes of establishing operating limits for the biofilter. If you use multiple thermocouples, include your rationale for their site selection in your notification of compliance status report.

(D) Before October 13, 2020, submit a performance test report as specified in §63.999(a)(2)(i) and (ii) and include the records from paragraph (c)(9)(ii)(B) of this section. Beginning on and after October 13, 2020, you must submit a performance test report as specified in §63.2520(f).

(iii) Monitoring requirements. Use either a biofilter bed temperature monitoring device (or multiple devices) capable of providing a continuous record or an organic monitoring device capable of providing a continuous record. Comply with the

**SECTION C. Site Level Requirements**

requirements in §63.2450(e)(4), the general requirements for monitoring in §63.996, and keep records of temperature or other parameter monitoring results as specified in §63.998(b) and (c), as applicable. If you monitor temperature, the operating temperature range must be based on only the temperatures measured during the performance test; these data may not be supplemented by engineering assessments or manufacturer's recommendations as otherwise allowed in §63.999(b)(3)(ii)(A). If you establish the operating range (minimum and maximum temperatures) using data from previous performance tests in accordance with §63.996(c)(6), replacement of the biofilter media with the same type of media is not considered a process change under §63.997(b)(1). You may expand your biofilter bed temperature operating range by conducting a repeat performance test that demonstrates compliance with the 95-percent reduction requirement or outlet concentration limit, as applicable.

(iv) Repeat performance tests. You must conduct a repeat performance test using the applicable methods specified in §§63.2450(g) and 63.997 within 2 years following the previous performance test and within 150 days after each replacement of any portion of the biofilter bed media with a different type of media or each replacement of more than 50 percent (by volume) of the biofilter bed media with the same type of media.

[68 FR 63888, Nov. 10, 2003, as amended at 70 FR 38559, July 1, 2005; 71 FR 40333, July 14, 2006; 85 FR 49139, Aug. 12, 2020]

034 [40 CFR Part 63 NESHAPS for Source Categories §40 CFR 63.2480]**Subpart FFFF - National Emission Standards for Hazardous Air Pollutants: Miscellaneous Organic Chemical Manufacturing****What requirements must I meet for equipment leaks?**

(a) You must meet each requirement in Table 6 to this subpart that applies to your equipment leaks, except as specified in paragraphs (b) through (f) of this section. For each light liquid pump, valve, and connector in ethylene oxide service as defined in §63.2550(i), you must also meet the applicable requirements specified in §§63.2492 and 63.2493(d) and (e).

[Table 6 to Subpart FFFF of Part 63]

1. For all equipment that is in organic HAP service, and that is part of any MPCU, you must:

- i. Comply with the requirements of subpart UU of this part and the requirements referenced therein, except as specified in §63.2480(b) and (d) through (f); or
- ii. Comply with the requirements of subpart H of this part and the requirements referenced therein, except as specified in §63.2480(b) and (d) through (f); or
- iii. Comply with the requirements of 40 CFR part 65, subpart F, and the requirements referenced therein, except as specified in §63.2480(c), and (d) through (f).

2. For all equipment that is in organic HAP service at a new source, and that is part of any MCPU, you must:

- i. Comply with the requirements of subpart UU of this part and the requirements referenced therein, except as specified in §63.2480(b)(6) and (7), (e), and (f); or
- ii. Comply with the requirements of 40 CFR part 65, subpart F, except as specified in §63.2480(c)(10) and (11), (e), and (f).

3. [Does not apply]

[85 FR 49163, Aug. 12, 2020]

(b) Except as specified in paragraphs (b)(6) and (7) of this section, if you comply with either subpart H or UU of this part, you may elect to comply with the provisions in paragraphs (b)(1) through (5) of this section as an alternative to the referenced provisions in subpart H or UU of this part.

(1) The requirements for pressure testing in §63.178(b) or §63.1036(b) may be applied to all processes, not just batch

**SECTION C. Site Level Requirements**

processes.

(2) For the purposes of this subpart, pressure testing for leaks in accordance with §63.178(b) or §63.1036(b) is not required after reconfiguration of an equipment train if flexible hose connections are the only disturbed equipment.

(3) For an existing source, you are not required to develop an initial list of identification numbers for connectors as would otherwise be required under §63.1022(b)(1) or §63.181(b)(1)(i).

(4) For connectors in gas/vapor and light liquid service at an existing source, you may elect to comply with the requirements in §63.169 or §63.1029 for connectors in heavy liquid service, including all associated recordkeeping and reporting requirements, rather than the requirements of §63.174 or §63.1027.

(5) Except as specified in paragraph (b)(6) of this section, for pumps in light liquid service in an MCPU that has no continuous process vents and is part of an existing source, you may elect to consider the leak definition that defines a leak to be 10,000 parts per million (ppm) or greater as an alternative to the values specified in §63.1026(b)(2)(i) through (iii) or §63.163(b)(2).

(6) Beginning no later than the compliance dates specified in §63.2445(h), paragraph (b)(5) of this section no longer applies.

(7) For each piece of equipment that is subject to Table 6 to this subpart and is also subject to periodic monitoring with EPA Method 21 of 40 CFR part 60, appendix A-7, and is added to an affected source after December 17, 2019, or replaces equipment at an affected source after December 17, 2019, you must initially monitor for leaks within 30 days after August 12, 2020, or initial startup of the equipment, whichever is later. Equipment that is designated as unsafe- or difficult-to-monitor is not subject to this paragraph (b)(7).

(c) Except as specified in paragraphs (c)(10) and (11) of this section, if you comply with 40 CFR part 65, subpart F, you may elect to comply with the provisions in paragraphs (c)(1) through (9) of this section as an alternative to the referenced provisions in 40 CFR part 65, subpart F.

(1) The requirements for pressure testing in §65.117(b) may be applied to all processes, not just batch processes.

(2) For the purposes of this subpart, pressure testing for leaks in accordance with §65.117(b) is not required after reconfiguration of an equipment train if flexible hose connections are the only disturbed equipment.

(3) For an existing source, you are not required to develop an initial list of identification numbers for connectors as would otherwise be required under §65.103(b)(1).

(4) You may elect to comply with the monitoring and repair requirements specified in §65.108(e)(3) as an alternative to the requirements specified in §65.108(a) through (d) for any connectors at your affected source.

(5) Except as specified in paragraph (c)(10) of this section, for pumps in light liquid service in an MCPU that has no continuous process vents and is part of an existing source, you may elect to consider the leak definition that defines a leak to be 10,000 ppm or greater as an alternative to the values specified in §65.107(b)(2)(i) through (iii) of this chapter.

(6) When 40 CFR part 65, subpart F refers to the implementation date specified in §65.1(f), it means the compliance date specified in §63.2445.

(7) When §§65.105(f) and 65.117(d)(3) refer to §65.4, it means §63.2525.

(8) When §65.120(a) refers to §65.5(d), it means §63.2515.

(9) When §65.120(b) refers to §65.5(e), it means §63.2520.

(10) Beginning no later than the compliance dates specified in §63.2445(h), paragraph (c)(5) of this section no longer applies.

**SECTION C. Site Level Requirements**

(11) For each piece of equipment that is subject to Table 6 to this subpart and is also subject to periodic monitoring with EPA Method 21 of 40 CFR part 60, appendix A-7, and is added to an affected source after December 17, 2019, or replaces equipment at an affected source after December 17, 2019, you must initially monitor for leaks within 30 days after August 12, 2020, or initial startup of the equipment, whichever is later. Equipment that is designated as unsafe- or difficult-to-monitor is not subject to this paragraph (c)(11).

(d) The provisions of this section do not apply to bench-scale processes, regardless of whether the processes are located at the same plant site as a process subject to the provisions of this subpart.

(e) Beginning no later than the compliance dates specified in §63.2445(g), except as specified in paragraph (e)(4) of this section, you must comply with the requirements specified in paragraphs (e)(1) and (2) of this section for pressure relief devices, such as relief valves or rupture disks, in organic HAP gas or vapor service instead of the pressure relief device requirements of §63.1030 of subpart UU, §63.165 of subpart H, or §65.111 of this chapter. Except as specified in paragraphs (e)(4) and (5) of this section, you must also comply with the requirements specified in paragraphs (e)(3), (6), (7), and (8) of this section for all pressure relief devices in organic HAP service.

(1) Operating requirements. Except during a pressure release, operate each pressure relief device in organic HAP gas or vapor service with an instrument reading of less than 500 ppm above background as measured by the method in §63.1023(b) of subpart UU, §63.180(c) of subpart H, or §65.104(b) of this chapter.

(2) Pressure release requirements. For pressure relief devices in organic HAP gas or vapor service, you must comply with the applicable requirements paragraphs (e)(2)(i) through (iii) of this section following a pressure release.

(i) If the pressure relief device does not consist of or include a rupture disk, conduct instrument monitoring, as specified in §63.1023(b) of subpart UU, §63.180(c) of subpart H, or §65.104(b) of this chapter, no later than 5 calendar days after the pressure relief device returns to organic HAP gas or vapor service following a pressure release to verify that the pressure relief device is operating with an instrument reading of less than 500 ppm.

(ii) If the pressure relief device includes a rupture disk, either comply with the requirements in paragraph (e)(2)(i) of this section (and do not replace the rupture disk) or install a replacement disk as soon as practicable after a pressure release, but no later than 5 calendar days after the pressure release. You must conduct instrument monitoring, as specified in §63.1023(b) of subpart UU, §63.180(c) of subpart H, or §65.104(b) of this chapter, no later than 5 calendar days after the pressure relief device returns to organic HAP gas or vapor service following a pressure release to verify that the pressure relief device is operating with an instrument reading of less than 500 ppm.

(iii) If the pressure relief device consists only of a rupture disk, install a replacement disk as soon as practicable after a pressure release, but no later than 5 calendar days after the pressure release. You must not initiate startup of the equipment served by the rupture disk until the rupture disc is replaced. You must conduct instrument monitoring, as specified in §63.1023(b) of subpart UU, §63.180(c) of subpart H, or §65.104(b) of this chapter, no later than 5 calendar days after the pressure relief device returns to organic HAP gas or vapor service following a pressure release to verify that the pressure relief device is operating with an instrument reading of less than 500 ppm.

(3) Pressure release management. Except as specified in paragraphs (e)(4) and (5) of this section, you must comply with the requirements specified in paragraphs (e)(3)(i) through (v) of this section for all pressure relief devices in organic HAP service.

(i) You must equip each affected pressure relief device with a device(s) or use a monitoring system that is capable of:

(A) Identifying the pressure release;

(B) Recording the time and duration of each pressure release; and

(C) Notifying operators immediately that a pressure release is occurring. The device or monitoring system must be either specific to the pressure relief device itself or must be associated with the process system or piping, sufficient to indicate a pressure release to the atmosphere. Examples of these types of devices and systems include, but are not limited to, a rupture disk indicator, magnetic sensor, motion detector on the pressure relief valve stem, flow monitor, or

**SECTION C. Site Level Requirements**

pressure monitor.

(ii) You must apply at least three redundant prevention measures to each affected pressure relief device and document these measures. Examples of prevention measures include:

(A) Flow, temperature, liquid level and pressure indicators with deadman switches, monitors, or automatic actuators. Independent, non-duplicative systems within this category count as separate redundant prevention measures.

(B) Documented routine inspection and maintenance programs and/or operator training (maintenance programs and operator training may count as only one redundant prevention measure).

(C) Inherently safer designs or safety instrumentation systems.

(D) Deluge systems.

(E) Staged relief system where the initial pressure relief device (with lower set release pressure) discharges to a flare or other closed vent system and control device.

(iii) If any affected pressure relief device releases to atmosphere as a result of a pressure release event, you must perform root cause analysis and corrective action analysis according to the requirement in paragraph (e)(6) of this section and implement corrective actions according to the requirements in paragraph (e)(7) of this section. You must also calculate the quantity of organic HAP released during each pressure release event and report this quantity as required in §63.2520(e)(15). Calculations may be based on data from the pressure relief device monitoring alone or in combination with process parameter monitoring data and process knowledge.

(iv) You must determine the total number of release events that occurred during the calendar year for each affected pressure relief device separately. You must also determine the total number of release events for each pressure relief device for which the root cause analysis concluded that the root cause was a force majeure event, as defined in §63.2550.

(v) Except for pressure relief devices described in paragraphs (e)(4) and (5) of this section, the following release events from an affected pressure relief device are a deviation of the pressure release management work practice standards.

(A) Any release event for which the root cause of the event was determined to be operator error or poor maintenance.

(B) A second release event not including force majeure events from a single pressure relief device in a 3 calendar year period for the same root cause for the same equipment.

(C) A third release event not including force majeure events from a single pressure relief device in a 3 calendar year period for any reason.

(4) Pressure relief devices routed to a control device, process, fuel gas system, or drain system. (i) If all releases and potential leaks from a pressure relief device are routed through a closed vent system to a control device, back into the process, to the fuel gas system, or to a drain system, then you are not required to comply with paragraph (e)(1), (2), or (3) of this section.

(ii) Before the compliance dates specified in §63.2445(g), both the closed vent system and control device (if applicable) referenced in paragraph (e)(4)(i) of this section must meet the applicable requirements specified in §63.982(b) and (c)(2) of subpart SS. Beginning no later than the compliance dates specified in §63.2445(g), both the closed vent system and control device (if applicable) referenced in paragraph (e)(4)(i) of this section must meet the applicable requirements specified in §§63.982(c)(2), 63.983, and 63.2450(e)(4) through (6).

(iii) The drain system (if applicable) referenced in paragraph (e)(4)(i) must meet the applicable requirements specified in §63.2485(e).

(5) Pressure relief devices exempted from pressure release management requirements. The following types of pressure relief devices are not subject to the pressure release management requirements in paragraph (e)(3) of this section.

**SECTION C. Site Level Requirements**

- (i) Pressure relief devices in heavy liquid service, as defined in §63.1020 of subpart UU or §65.103(f) of this chapter.
 - (ii) Thermal expansion relief valves.
 - (iii) Pressure relief devices on mobile equipment.
 - (iv) Pilot-operated pressure relief devices where the primary release valve is routed through a closed vent system to a control device or back into the process, to the fuel gas system, or to a drain system.
 - (v) Balanced bellows pressure relief devices where the primary release valve is routed through a closed vent system to a control device or back into the process, to the fuel gas system, or to a drain system.
- (6) Root cause analysis and corrective action analysis. A root cause analysis and corrective action analysis must be completed as soon as possible, but no later than 45 days after a release event. Special circumstances affecting the number of root cause analyses and/or corrective action analyses are provided in paragraphs (e)(6)(i) through (iii) of this section.
- (i) You may conduct a single root cause analysis and corrective action analysis for a single emergency event that causes two or more pressure relief devices installed on the same equipment to release.
 - (ii) You may conduct a single root cause analysis and corrective action analysis for a single emergency event that causes two or more pressure relief devices to release, regardless of the equipment served, if the root cause is reasonably expected to be a force majeure event, as defined in §63.2550.
 - (iii) Except as provided in paragraphs (e)(6)(i) and (ii) of this section, if more than one pressure relief device has a release during the same time period, an initial root cause analysis must be conducted separately for each pressure relief device that had a release. If the initial root cause analysis indicates that the release events have the same root cause(s), the initially separate root cause analyses may be recorded as a single root cause analysis and a single corrective action analysis may be conducted.
- (7) Corrective action implementation. You must conduct a root cause analysis and corrective action analysis as specified in paragraphs (e)(3)(iii) and (e)(6) of this section, and you must implement the corrective action(s) identified in the corrective action analysis in accordance with the applicable requirements in paragraphs (e)(7)(i) through (iii) of this section.
- (i) All corrective action(s) must be implemented within 45 days of the event for which the root cause and corrective action analyses were required or as soon thereafter as practicable. If you conclude that no corrective action should be implemented, you must record and explain the basis for that conclusion no later than 45 days following the event.
 - (ii) For corrective actions that cannot be fully implemented within 45 days following the event for which the root cause and corrective action analyses were required, you must develop an implementation schedule to complete the corrective action(s) as soon as practicable.
 - (iii) No later than 45 days following the event for which a root cause and corrective action analyses were required, you must record the corrective action(s) completed to date, and, for action(s) not already completed, a schedule for implementation, including proposed commencement and completion dates.
- (8) Flowing pilot-operated pressure relief devices. For affected sources that commenced construction or reconstruction on or before December 17, 2019, you are prohibited from installing a flowing pilot-operated pressure relief device or replacing any pressure relief device with a flowing pilot-operated pressure relief device after August 12, 2023. For affected sources that commenced construction or reconstruction after December 17, 2019, you are prohibited from installing and operating flowing pilot-operated pressure relief devices. For purpose of compliance with this paragraph (e)(8), a flowing pilot-operated pressure relief device means the type of pilot-operated pressure relief device where the pilot discharge vent continuously releases emissions to the atmosphere when the pressure relief device is actuated.
- (f) Beginning no later than the compliance dates specified in §63.2445(g), the referenced provisions specified in paragraphs (f)(1) through (18) of this section do not apply when demonstrating compliance with this section.

**SECTION C. Site Level Requirements**

- (1) Section 63.163(c)(3) of subpart H.
- (2) Section 63.172(j)(3) of subpart H.
- (3) The second sentence of §63.181(d)(5)(i) of subpart H.
- (4) The phrase “may be included as part of the startup, shutdown, and malfunction plan, as required by the referencing subpart for the source, or” from §63.1024(f)(4)(i) of subpart UU.
- (5) Section 63.1026(b)(3) of subpart UU.
- (6) The phrase “(except periods of startup, shutdown, or malfunction)” from §63.1026(e)(1)(ii)(A) of subpart UU.
- (7) The phrase “(except during periods of startup, shutdown, or malfunction)” from §63.1028(e)(1)(i)(A) of subpart UU.
- (8) The phrase “(except during periods of startup, shutdown, or malfunction)” from §63.1031(b)(1) of subpart UU.
- (9) The second sentence of §65.105(f)(4)(i) of this chapter.
- (10) Section 65.107(b)(3) of this chapter.
- (11) The phrase “(except periods of start-up, shutdown, or malfunction)” from §65.107(e)(1)(ii)(A) of this chapter.
- (12) The phrase “(except during periods of start-up, shutdown, or malfunction)” from §65.109(e)(1)(i)(A) of this chapter.
- (13) The phrase “(except during periods of start-up, shutdown, or malfunction)” from §65.112(b)(1) of this chapter.
- (14) The last sentence of §65.115(b)(1) of this chapter.
- (15) The last sentence of §65.115(b)(2) of this chapter.
- (16) The phrase “Except for pressure relief devices needed for safety purposes, low leg drains, high point bleeds, analyzer vents, and open-ended valves or lines” in §65.143(a)(3) of this chapter.
- (17) [Does not apply]
- (18) For pressure relief devices complying with §63.2480(e), the following provisions are modified as follows:
 - (i) In the introductory text of §63.180(c), replace the reference to §63.165(a) with §63.2480(e)(1).
 - (ii) In §63.181(b)(2)(i), replace the reference to §63.165(c) with §63.2480(e)(4).
 - (iii) In §63.181(b)(2)(i), replace the reference to §63.165(a) with §63.2480(e)(1).
 - (iv) In §63.181(b)(3)(ii), replace the reference to §63.165(d) with §63.2480(e)(2)(ii) and (iii).
 - (v) In §63.181(f), replace the reference to §63.165(a) and (b) with §63.2480(e)(1) and (2).
 - (vi) The information required to be reported under §63.182(d)(2)(xiv) is now required to be reported under §63.2520(e)(15)(i) through (iii).
 - (vii) The reference to §63.1030(b) in §63.1021(a) no longer applies.
 - (viii) In §63.1022(b)(2), replace the reference to §63.1030(d) with §63.2480(e)(4).
 - (ix) In §63.1022(b)(3), replace the reference to §63.1030(e) with §63.2480(e)(2)(ii).

**SECTION C. Site Level Requirements**

- (x) The reference to §63.1030(c) in §63.1022(a)(1)(v) no longer applies. Instead comply with the §63.2480(e)(1) and (2).
- (xi) In §63.1023(c) introductory text and (c)(4), replace the reference to §63.1030(b) with §63.2480(e)(1).
- (xii) In §63.1038(c) replace the reference to §63.1030(c)(3) with §63.2480(e)(2).
- (xiii) The information required to be reported under §63.1039(b)(4) is now required to be reported under §63.2520(e)(15)(i) and (ii).
- (xiv) The reference to §65.111(b) of this chapter in §65.102(a) of this chapter no longer applies.
- (xv) In §65.103(b)(3) of this chapter, replace the reference to §65.111(d) with §63.2480(e)(4).
- (xvi) In §65.103(b)(4) of this chapter, replace the reference to §63.111(e) with §63.2480(e)(2)(ii).
- (xvii) The reference to §65.111(b) and (c) of this chapter in §65.104(a)(1)(iv) of this chapter no longer applies. Instead comply with §63.2480(e)(1) and (2).
- (xviii) In §65.104(c) introductory text and (c)(4) of this chapter, replace the reference to §63.111(b) with §63.2480(e)(1).
- (xix) In §65.119(c)(5) of this chapter, replace the reference to §65.111(c)(3) with §63.2480(e)(2) and replace the reference to §65.111(e) with §63.2480(e)(2)(ii) and (iii).
- (xx) The information required to be reported under §65.120(b)(4) of this chapter is now required to be reported under §63.2520(e)(15)(i) and (ii).

[71 FR 40335, July 14, 2006, as amended at 85 FR 49141, Aug. 12, 2020]

035 [40 CFR Part 63 NESHAPS for Source Categories §40 CFR 63.2490]

Subpart FFFF - National Emission Standards for Hazardous Air Pollutants: Miscellaneous Organic Chemical Manufacturing

What requirements must I meet for heat exchange systems?

(a) You must comply with each requirement in Table 10 to this subpart that applies to your heat exchange systems, except as specified in paragraphs (b) through (d) of this section.

[Table 10 to Subpart FFFF of Part 63]

For each heat exchange system, as defined in §63.101, you must:

- a. Comply with the requirements of §63.104 and the requirements referenced therein, except as specified in §63.2490(b) and (c); or
- b. Comply with the requirements in §63.2490(d).

[85 FR 49164, Aug. 12, 2020]

(b) Except as specified in paragraph (d) of this section, if you comply with the requirements of §63.104 as specified in Table 10 to this subpart, then the phrase "a chemical manufacturing process unit meeting the conditions of §63.100 (b)(1) through (b)(3) of this subpart" in §63.104(a) means "an MCPU meeting the conditions of §63.2435" for the purposes of this subpart.

(c) Except as specified in paragraph (d) of this section, if you comply with the requirements of §63.104 as specified in Table 10 to this subpart, then the reference to "§63.100(c)" in §63.104(a) does not apply for the purposes of this subpart.

(d) [Does not apply]

**SECTION C. Site Level Requirements**

[85 FR 49145, Aug. 12, 2020]

036 [40 CFR Part 63 NESHAPS for Source Categories §40 CFR 63.2495]**Subpart FFFF - National Emission Standards for Hazardous Air Pollutants: Miscellaneous Organic Chemical Manufacturing****How do I comply with the pollution prevention standard?**

(a) You may elect to comply with the pollution prevention alternative requirements specified in paragraphs (a) (1) and (2) of this section in lieu of the emission limitations and work practice standards contained in Tables 1 through 7 to this subpart for any MCPU for which initial startup occurred before April 4, 2002.

(1) You must reduce the production-indexed HAP consumption factor (HAP factor) by at least 65 percent from a 3-year average baseline beginning no earlier than the 1994 through 1996 calendar years. For any reduction in the HAP factor that you achieve by reducing HAP that are also volatile organic compounds (VOC), you must demonstrate an equivalent reduction in the production-indexed VOC consumption factor (VOC factor) on a mass basis. For any reduction in the HAP factor that you achieve by reducing a HAP that is not a VOC, you may not increase the VOC factor.

(2) Any MCPU for which you seek to comply by using the pollution prevention alternative must begin with the same starting material(s) and end with the same product(s). You may not comply by eliminating any steps of a process by transferring the step offsite (to another manufacturing location). You may also not merge a solvent recovery step conducted offsite to onsite and as part of an existing process as a method of reducing consumption.

(3) You may comply with the requirements of paragraph (a)(1) of this section for a series of processes, including situations where multiple processes are merged, if you demonstrate to the satisfaction of the Administrator that the multiple processes were merged after the baseline period into an existing process or processes.

(b) Exclusions. (1) You must comply with the emission limitations and work practice standards contained in Tables 1 through 7 to this subpart for all HAP that are generated in the MCPU and that are not included in consumption, as defined in §63.2550. If any vent stream routed to the combustion control is a halogenated vent stream, as defined in §63.2550, then hydrogen halides that are generated as a result of combustion control must be controlled according to the requirements in §63.2450(e)(4) and the requirements of §63.994 and the requirements referenced therein.

(2) You may not merge nondedicated formulation or nondedicated solvent recovery processes with any other processes.

(c) Initial compliance procedures. To demonstrate initial compliance with paragraph (a) of this section, you must prepare a demonstration summary in accordance with paragraph (c) (1) of this section and calculate baseline and target annual HAP and VOC factors in accordance with paragraphs (c) (2) and (3) of this section.

(1) Demonstration plan. You must prepare a pollution prevention demonstration plan that contains, at a minimum, the information in paragraphs (c)(1) (i) through (iii) of this section for each MCPU for which you comply with paragraph (a) of this section.

(i) Descriptions of the methodologies and forms used to measure and record consumption of HAP and VOC compounds.

(ii) Descriptions of the methodologies and forms used to measure and record production of the product(s).

(iii) Supporting documentation for the descriptions provided in accordance with paragraphs (c)(1) (i) and (ii) of this section including, but not limited to, samples of operator log sheets and daily, monthly, and/or annual inventories of materials and products. You must describe how this documentation will be used to calculate the annual factors required in paragraph (d) of this section.

(2) Baseline factors. You must calculate baseline HAP and VOC factors by dividing the consumption of total HAP and total VOC by the production rate, per process, for the first 3-year period in which the process was operational, beginning no earlier than the period consisting of the 1994 through 1996 calendar years.

**SECTION C. Site Level Requirements**

(3) Target annual factors. You must calculate target annual HAP and VOC factors. The target annual HAP factor must be equal to 35 percent of the baseline HAP factor. The target annual VOC factor must be lower than the baseline VOC factor by an amount equivalent to the reduction in any HAP that is also a VOC, on a mass basis. The target annual VOC factor may be the same as the baseline VOC factor if the only HAP you reduce is not a VOC.

(d) Continuous compliance requirements. You must calculate annual rolling average values of the HAP and VOC factors (annual factors) in accordance with the procedures specified in paragraphs (d) (1) through (3) of this section. To show continuous compliance, the annual factors must be equal to or less than the target annual factors calculated according to paragraph (c)(3) of this section.

(1) To calculate the annual factors, you must divide the consumption of both total HAP and total VOC by the production rate, per process, for 12-month periods at the frequency specified in either paragraph (d) (2) or (3) of this section, as applicable.

(2) For continuous processes, you must calculate the annual factors every 30 days for the 12-month period preceding the 30th day (i.e., annual rolling average calculated every 30 days). A process with both batch and continuous operations is considered a continuous process for the purposes of this section.

(3) For batch processes, you must calculate the annual factors every 10 batches for the 12-month period preceding the 10th batch (i.e., annual rolling average calculated every 10 batches), except as specified in paragraphs (d)(3) (i) and (ii) of this section.

(i) If you produce more than 10 batches during a month, you must calculate the annual factors at least once during that month.

(ii) If you produce less than 10 batches in a 12-month period, you must calculate the annual factors for the number of batches in the 12-month period since the previous calculations.

(e) Records. You must keep records of HAP and VOC consumption, production, and the rolling annual HAP and VOC factors for each MCPU for which you are complying with paragraph (a) of this section.

(f) Reporting. (1) You must include the pollution prevention demonstration plan in the precompliance report required by §63.2520(c).

(2) You must identify all days when the annual factors were above the target factors in the compliance reports.

[68 FR 63888, Nov. 10, 2003, as amended at 71 FR 40336, July 14, 2006; 85 FR 49150, Aug. 12, 2020]

037 [40 CFR Part 63 NESHAPS for Source Categories §40 CFR 63.2500]**Subpart FFFF - National Emission Standards for Hazardous Air Pollutants: Miscellaneous Organic Chemical Manufacturing****How do I comply with emissions averaging?**

(a) For an existing source, you may elect to comply with the percent reduction emission limitations in Tables 1, 2, 4, 5, and 7 to this subpart by complying with the emissions averaging provisions specified in §63.150, except as specified in paragraphs (b) through (g) of this section.

(b) The batch process vents in an MCPU collectively are considered one individual emission point for the purposes of emissions averaging, except that only individual batch process vents must be excluded to meet the requirements of §63.150(d)(5).

(c) References in §63.150 to §§63.112 through 63.130 mean the corresponding requirements in §§63.2450 through 63.2490, including applicable monitoring, recordkeeping, and reporting.

(d) References to "periodic reports" in §63.150 mean "compliance report" for the purposes of this subpart.

(e) For batch process vents, estimate uncontrolled emissions for a standard batch using the procedures in

**SECTION C. Site Level Requirements**

§63.1257(d)(2)(i) and (ii) instead of the procedures in §63.150(g)(2). Multiply the calculated emissions per batch by the number of batches per month when calculating the monthly emissions for use in calculating debits and credits.

(f) References to "storage vessels" in §63.150 mean "storage tank" as defined in §63.2550 for the purposes of this subpart.

(g) Beginning no later than the compliance dates specified in §63.2445(g), §63.150(f)(2) does not apply when demonstrating compliance with this section.

[68 FR 63888, Nov. 10, 2003, as amended at 85 FR 49150, Aug. 12, 2020]

038 [40 CFR Part 63 NESHAPS for Source Categories §40 CFR 63.2505]**Subpart FFFF - National Emission Standards for Hazardous Air Pollutants: Miscellaneous Organic Chemical Manufacturing****How do I comply with the alternative standard?**

As an alternative to complying with the emission limits and work practice standards for process vents and storage tanks in Tables 1 through 4 to this subpart and the requirements in §§63.2455 through 63.2470, you may comply with the emission limits in paragraph (a) of this section and demonstrate compliance in accordance with the requirements in paragraph (b) of this section.

(a) Emission limits and work practice standards. (1) You must route vent streams through a closed-vent system to a control device that reduces HAP emissions as specified in either paragraph (a)(1)(i) or (ii) of this section.

(i) If you use a combustion control device, it must reduce HAP emissions as specified in paragraphs (a)(1)(i)(A), (B), and (C) of this section.

(A) To an outlet TOC concentration of 20 parts per million by volume (ppmv) or less.

(B) To an outlet concentration of hydrogen halide and halogen HAP of 20 ppmv or less.

(C) As an alternative to paragraph (a)(1)(i)(B) of this section, if you control halogenated vent streams emitted from a combustion device followed by a scrubber, reduce the hydrogen halide and halogen HAP generated in the combustion device by greater than or equal to 95 percent by weight in the scrubber.

(ii) If you use a noncombustion control device(s), it must reduce HAP emissions to an outlet total organic HAP concentration of 50 ppmv or less, and an outlet concentration of hydrogen halide and halogen HAP of 50 ppmv or less.

(2) Any Group 1 process vents within a process that are not controlled according to this alternative standard must be controlled according to the emission limits in tables 1 through 3 to this subpart.

(b) Compliance requirements. To demonstrate compliance with paragraph (a) of this section, you must meet the requirements of §63.1258(b)(5) beginning no later than the initial compliance date specified in §63.2445, except as specified in paragraphs (b)(1) through (9) of this section.

(1) You must comply with the requirements in §63.2450(e)(4) and (6), and the requirements in §63.983 and the requirements referenced therein for closed-vent systems, except if you are not reducing organic HAP emissions by venting emissions through a closed-vent system to any combination of control devices, including a flare or recovery device, you are not required to comply with the requirements in §63.983(b)(1)(i)(A), (b)(1)(ii), (c), (d)(1)(ii), and (d)(2) and (3).

(2) When §63.1258(b)(5)(i) refers to §§63.1253(d) and 63.1254(c), the requirements in paragraph (a) of this section apply for the purposes of this subpart FFFF.

(3) When §63.1258(b)(5)(i)(B) refers to "HCl," it means "total hydrogen halide and halogen HAP" for the purposes of this subpart FFFF.

(4) When §63.1258(b)(5)(ii) refers to §63.1257(a)(3), it means §63.2450(j)(5) for the purposes of this subpart FFFF.

**SECTION C. Site Level Requirements**

(5) You must submit the results of any determination of the target analytes of predominant HAP in the notification of compliance status report.

(6) If you elect to comply with the requirement to reduce hydrogen halide and halogen HAP by greater than or equal to 95 percent by weight in paragraph (a)(1)(i)(C) of this section, you must meet the requirements in paragraphs (b)(6)(i) and (ii) of this section.

(i) Demonstrate initial compliance with the 95-percent reduction by conducting a performance test and setting a site-specific operating limit(s) for the scrubber in accordance with the requirements in §63.2450(e)(4) and the requirements of §63.994 and the requirements referenced therein. You must submit the results of the initial compliance demonstration in the notification of compliance status report. If the performance test report is submitted electronically through the EPA's CEDRI in accordance with §63.2520(f), the process unit(s) tested, the pollutant(s) tested, and the date that such performance test was conducted may be submitted in the notification of compliance status report in lieu of the performance test results. The performance test results must be submitted to CEDRI by the date the notification of compliance status report is submitted.

(ii) Install, operate, and maintain CPMS for the scrubber as specified in §§63.994(c) and 63.2450(k), instead of as specified in §63.1258(b)(5)(i)(C). You must also comply with the requirements in §63.2450(e)(4), as applicable.

(7) If flow to the scrubber could be intermittent, you must install, calibrate, and operate a flow indicator as specified in §63.2460(c)(7).

(8) Use the operating day as the averaging period for CEMS data and scrubber parameter monitoring data.

(9) The requirements in paragraph (a) of this section do not apply to emissions from storage tanks during periods of planned routine maintenance of the control device that do not exceed 240 hr/yr. You may submit an application to the Administrator requesting an extension of this time limit to a total of 360 hr/yr in accordance with the procedures specified in §63.2470(d). You must comply with the recordkeeping and reporting specified in §§63.998(d)(2)(ii) and 63.999(c)(4) for periods of planned routine maintenance.

[68 FR 63888, Nov. 10, 2003, as amended at 70 FR 38559, July 1, 2005; 85 FR 49150, Aug. 12, 2020]

039 [40 CFR Part 63 NESHAPS for Source Categories §40 CFR 63.2515]**Subpart FFFF - National Emission Standards for Hazardous Air Pollutants: Miscellaneous Organic Chemical Manufacturing****What notifications must I submit and when?**

(a) General. Except as specified in paragraph (d) of this section, you must submit all of the notifications in §§63.6(h)(4) and (5), 63.7(b) and (c), 63.8(e) and (f)(4) and (6), and 63.9(b) through (h) of subpart A that apply to you by the dates specified.

(b) Initial notification. (1) As specified in §63.9(b)(2), if you startup your affected source before November 10, 2003, you must submit an initial notification not later than 120 calendar days after November 10, 2003, or no later than 120 days after the source becomes subject to this subpart, whichever is later.

(2) As specified in §63.9(b)(3), if you startup your new affected source on or after November 10, 2003, you must submit an initial notification not later than 120 calendar days after you become subject to this subpart.

(c) Notification of performance test. If you are required to conduct a performance test, you must submit a notification of intent to conduct a performance test at least 60 calendar days before the performance test is scheduled to begin as required in §63.7(b)(1). For any performance test required as part of the initial compliance procedures for batch process vents in table 2 to this subpart, you must also submit the test plan required by §63.7(c) and the emission profile with the notification of the performance test.

(d) Supplement to Notification of Compliance Status. You must also submit supplements to the Notification of Compliance Status as specified in §63.2520(d)(3) through (5).

[68 FR 63888, Nov. 10, 2003, as amended at 85 FR 49150, Aug. 12, 2020; 85 FR 73903, Nov. 19, 2020]

**SECTION C. Site Level Requirements****# 040 [40 CFR Part 63 NESHAPS for Source Categories §40 CFR 63.2520]****Subpart FFFF - National Emission Standards for Hazardous Air Pollutants: Miscellaneous Organic Chemical Manufacturing****What reports must I submit and when?**

(a) You must submit each report in Table 11 to this subpart that applies to you.

 [Table 11 to Subpart FFFF of Part 63]

1. You must submit a precompliance report; the report must contain the information specified in §63.2520(c). You must submit the report at least 6 months prior to the compliance date; or for new sources, with the application for approval of construction or reconstruction.

2. You must submit a notification of compliance status report; the report must contain the information specified in §63.2520(d). You must submit the report No later than 150 days after the compliance date specified in §63.2445.

3. You must submit a compliance report; the report must contain the information specified in §63.2520(e). You must submit the report semiannually according to the requirements in §63.2520(b).

 (b) Unless the Administrator has approved a different schedule for submission of reports under §63.10(a), you must submit each report by the date in table 11 to this subpart and according to paragraphs (b)(1) through (5) of this section.

(1) The first compliance report must cover the period beginning on the compliance date that is specified for your affected source in §63.2445 and ending on June 30 or December 31, whichever date is the first date following the end of the first 6 months after the compliance date that is specified for your affected source in §63.2445.

(2) The first compliance report must be postmarked or delivered no later than August 31 or February 28, whichever date is the first date following the end of the first reporting period specified in paragraph (b)(1) of this section.

(3) Each subsequent compliance report must cover the semiannual reporting period from January 1 through June 30 or the semiannual reporting period from July 1 through December 31.

(4) Each subsequent compliance report must be postmarked or delivered no later than August 31 or February 28, whichever date is the first date following the end of the semiannual reporting period.

(5) For each affected source that is subject to permitting regulations pursuant to 40 CFR part 70 or 40 CFR part 71, and if the permitting authority has established dates for submitting semiannual reports pursuant to 40 CFR 70.6(a)(3)(iii)(A) or 40 CFR 71.6(a)(3)(iii)(A), you may submit the first and subsequent compliance reports according to the dates the permitting authority has established instead of according to the dates in paragraphs (b)(1) through (4) of this section.

(c) Precompliance report. You must submit a precompliance report to request approval for any of the items in paragraphs (c)(1) through (8) of this section. We will either approve or disapprove the report within 90 days after we receive it. If we disapprove the report, you must still be in compliance with the emission limitations and work practice standards in this subpart by the compliance date. To change any of the information submitted in the report, you must notify us 60 days before the planned change is to be implemented.

(1) Requests for approval to set operating limits for parameters other than those specified in §§63.2455 through 63.2485 and referenced therein. Alternatively, you may make these requests according to §63.8(f).

(2) Descriptions of daily or per batch demonstrations to verify that control devices subject to §63.2450(k)(6) are operating as designed.

(3) A description of the test conditions, data, calculations, and other information used to establish operating limits according to §63.2460(c)(3).

(4) Data and rationale used to support an engineering assessment to calculate uncontrolled emissions in accordance

**SECTION C. Site Level Requirements**

with §63.1257(d)(2)(ii). This requirement does not apply to calculations of hydrogen halide and halogen HAP emissions as specified in §63.2465(b), to determinations that the total HAP concentration is less than 50 ppmv, or if you use previous test data to establish the uncontrolled emissions.

(5) The pollution prevention demonstration plan required in §63.2495(c)(1), if you are complying with the pollution prevention alternative.

(6) Documentation of the practices that you will implement to minimize HAP emissions from streams that contain energetics and organic peroxides, and rationale for why meeting the emission limit specified in tables 1 through 7 to this subpart would create an undue safety hazard.

(7) For fabric filters that are monitored with bag leak detectors, an operation and maintenance plan that describes proper operation and maintenance procedures, and a corrective action plan that describes corrective actions to be taken, and the timing of those actions, when the PM concentration exceeds the set point and activates the alarm.

(8) For halogen reduction device other than a scrubber, procedures for establishing monitoring parameters as required by §63.2450(e)(3)(ii).

(d) Notification of compliance status report. You must submit a notification of compliance status report according to the schedule in paragraph (d)(1) of this section, and the notification of compliance status report must contain the information specified in paragraphs (d)(2) through (5) of this section.

(1) You must submit the notification of compliance status report no later than 150 days after the applicable compliance date specified in §63.2445.

(2) The notification of compliance status report must include the information in paragraphs (d)(2)(i) through (ix) of this section.

(i) The results of any applicability determinations, emission calculations, or analyses used to identify and quantify HAP usage or HAP emissions from the affected source.

(ii) The results of emissions profiles, performance tests, engineering analyses, design evaluations, flare compliance assessments, inspections and repairs, and calculations used to demonstrate initial compliance according to §§63.2455 through 63.2485. For performance tests, results must include descriptions of sampling and analysis procedures and quality assurance procedures. If the performance test report is submitted electronically through the EPA's CEDRI in accordance with paragraph (f) of this section, the process unit(s) tested, the pollutant(s) tested, and the date that such performance test was conducted may be submitted in the notification of compliance status report in lieu of the performance test results. The performance test results must be submitted to CEDRI by the date the notification of compliance status report is submitted.

(iii) Descriptions of monitoring devices, monitoring frequencies, and the operating limits established during the initial compliance demonstrations, including data and calculations to support the levels you establish.

(iv) All operating scenarios.

(v) Descriptions of worst-case operating and/or testing conditions for control devices.

(vi) Identification of parts of the affected source subject to overlapping requirements described in §63.2535 and the authority under which you will comply.

(vii) The information specified in §63.1039(a)(1) through (3) for each process subject to the work practice standards for equipment leaks in Table 6 to this subpart.

(viii) Identify storage tanks for which you are complying with the vapor balancing alternative in §63.2470(e).

(ix) Records as specified in §63.2535(l)(1) through (3) of process units used to create a PUG and calculations of the

**SECTION C. Site Level Requirements**

initial primary product of the PUG.

(3) [Does not apply]

(4) For pressure relief devices subject to the pressure release management work practice standards in §63.2480(e)(3), you must also submit the information listed in paragraphs (d)(4)(i) and (ii) of this section in a supplement to the Notification of Compliance Status within 150 days after the first applicable compliance date for pressure relief device monitoring.

(i) A description of the monitoring system to be implemented, including the relief devices and process parameters to be monitored, and a description of the alarms or other methods by which operators will be notified of a pressure release.

(ii) A description of the prevention measures to be implemented for each affected pressure relief device.

(5) [Does not apply]

(e) Compliance report. The compliance report must contain the information specified in paragraphs (e)(1) through (17) of this section. On and after August 12, 2023 or once the reporting template for this subpart has been available on the CEDRI website for 1 year, whichever date is later, you must submit all subsequent reports to the EPA via the CEDRI, which can be accessed through the EPA's CDX (<https://cdx.epa.gov/>). The EPA will make all the information submitted through CEDRI available to the public without further notice to you. Do not use CEDRI to submit information you claim as CBI. Anything submitted using CEDRI cannot later be claimed to be CBI. You must use the appropriate electronic report template on the CEDRI website (<https://www.epa.gov/electronic-reporting-air-emissions/compliance-and-emissions-data-reporting-interface-cedri>) for this subpart. The date report templates become available will be listed on the CEDRI website. Unless the Administrator or delegated state agency or other authority has approved a different schedule for submission of reports under §§63.9(i) and 63.10(a) of subpart A, the report must be submitted by the deadline specified in this subpart, regardless of the method in which the report is submitted. Although we do not expect persons to assert a claim of CBI, if you wish to assert a CBI claim, submit a complete report, including information claimed to be CBI, to the EPA. The report must be generated using the appropriate form on the CEDRI website or an alternate electronic file consistent with the extensible markup language (XML) schema listed on the CEDRI website. Submit the file on a compact disc, flash drive, or other commonly used electronic storage medium and clearly mark the medium as CBI. Mail the electronic medium to U.S. Environmental Protection Agency, Office of Air Quality Planning and Standards, Sector Policies and Programs Division, CORE CBI Office, U.S. EPA Mailroom (C404-02), Attention: Miscellaneous Organic Chemical Manufacturing Sector Lead, 4930 Old Page Rd., Durham, NC 27703. The same file with the CBI omitted must be submitted to the EPA via the EPA's CDX as described in this paragraph (e). All CBI claims must be asserted at the time of submission. Furthermore under CAA section 114(c) emissions data is not entitled to confidential treatment, and the EPA is required to make emissions data available to the public. Thus, emissions data will not be protected as CBI and will be made publicly available. You may assert a claim of EPA system outage or force majeure for failure to timely comply with the reporting requirement in this paragraph (e) provided you meet the requirements outlined in paragraph (i) or (j) of this section, as applicable.

(1) Company name and address.

(2) Statement by a responsible official with that official's name, title, and signature, certifying the accuracy of the content of the report. If your report is submitted via CEDRI, the certifier's electronic signature during the submission process replaces the requirement in this paragraph (e)(2).

(3) Date of report and beginning and ending dates of the reporting period. You are no longer required to provide the date of report when the report is submitted via CEDRI.

(4) For each SSM during which excess emissions occur, the compliance report must include records that the procedures specified in your startup, shutdown, and malfunction plan (SSMP) were followed or documentation of actions taken that are not consistent with the SSMP, and include a brief description of each malfunction. On and after August 12, 2023, this paragraph (e)(4) no longer applies; however, for historical compliance purposes, a copy of the plan must be retained and available on-site for five years after August 12, 2023.

(5) The compliance report must contain the information on deviations, as defined in §63.2550, according to paragraphs (e)(5)(i), (ii), (iii), and (iv) of this section.

**SECTION C. Site Level Requirements**

(i) If there are no deviations from any emission limit, operating limit or work practice standard specified in this subpart, include a statement that there were no deviations from the emission limits, operating limits, or work practice standards during the reporting period.

(ii) For each deviation from an emission limit, operating limit, and work practice standard that occurs at an affected source where you are not using a continuous monitoring system (CMS) to comply with the emission limit or work practice standard in this subpart, you must include the information in paragraphs (e)(5)(ii)(A) through (D) of this section. This includes periods of SSM.

(A) The total operating time in hours of the affected source during the reporting period.

(B) Except as specified in paragraph (e)(5)(ii)(D) of this section, information on the number, duration, and cause of deviations (including unknown cause, if applicable), as applicable, and the corrective action taken.

(C) Operating logs of processes with batch vents from batch operations for the day(s) during which the deviation occurred, except operating logs are not required for deviations of the work practice standards for equipment leaks.

(D) Beginning no later than the compliance dates specified in §63.2445(g), paragraph (e)(5)(ii)(B) of this section no longer applies. Instead, report information for each deviation to meet an applicable standard. For each instance, report the start date, start time, and duration in hours of each deviation. For each deviation, the report must include a list of the affected sources or equipment, an estimate of the quantity in pounds of each regulated pollutant emitted over any emission limit, a description of the method used to estimate the emissions, the cause of the deviation (including unknown cause, if applicable), as applicable, and the corrective action taken.

(iii) For each deviation from an emission limit or operating limit occurring at an affected source where you are using a CMS to comply with an emission limit in this subpart, you must include the information in paragraphs (e)(5)(iii)(A) through (N) of this section. This includes periods of SSM.

(A) The start date, start time, and duration in hours that each CMS was inoperative, except for zero (low-level) and high-level checks.

(B) The start date, start time, and duration in hours that each CEMS was out-of-control and a description of the corrective actions taken.

(C) Except as specified in paragraph (e)(5)(iii)(M) of this section, the date and time that each deviation started and stopped, and whether each deviation occurred during a period of startup, shutdown, or malfunction or during another period.

(D) The total duration in hours of all deviations for each CMS during the reporting period, the total operating time in hours of the affected source during the reporting period, and the total duration as a percent of the total operating time of the affected source during that reporting period.

(E) Except as specified in paragraph (e)(5)(iii)(N) of this section, a breakdown of the total duration of the deviations during the reporting period into those that are due to startup, shutdown, control equipment problems, process problems, other known causes, and other unknown causes.

(F) The total duration in hours of CMS downtime for each CMS during the reporting period, and the total duration of CMS downtime as a percent of the total operating time of the affected source during that reporting period.

(G) An identification of each HAP that is known to be in the emission stream.

(H) A brief description of the process units.

(I) The monitoring equipment manufacturer(s) and model number(s) and the pollutant or parameter monitored.

(J) The date of the latest CMS certification or audit.

**SECTION C. Site Level Requirements**

(K) Operating logs of processes with batch vents from batch operations for each day(s) during which the deviation occurred.

(L) The operating day or operating block average values of monitored parameters for each day(s) during which the deviation occurred.

(M) Beginning no later than the compliance dates specified in §63.2445(g), paragraph (e)(5)(iii)(C) of this section no longer applies. Instead, report the number of deviation to meet an applicable standard. For each instance, report the start date, start time and duration in hours of each deviation. For each deviation, the report must include a list of the affected sources or equipment, an estimate of the quantity in pounds of each regulated pollutant emitted over any emission limit, a description of the method used to estimate the emissions, and the cause of the deviation (including unknown cause, if applicable), as applicable, and the corrective action taken.

(N) Beginning no later than the compliance dates specified in §63.2445(g), paragraph (e)(5)(iii)(E) of this section no longer applies. Instead, report a breakdown of the total duration in hours of the deviations during the reporting period into those that are due control equipment problems, process problems, other known causes, and other unknown causes.

(iv) If you documented in your notification of compliance status report that an MCPU has Group 2 batch process vents because the non-reactive HAP is the only HAP and usage is less than 10,000 lb/yr, the total uncontrolled organic HAP emissions from the batch process vents in an MCPU will be less than 1,000 lb/yr for the anticipated number of standard batches, or total uncontrolled hydrogen halide and halogen HAP emissions from all batch process vents and continuous process vents in a process are less than 1,000 lb/yr, include the records associated with each calculation required by §63.2525(e) that exceeds an applicable HAP usage or emissions threshold.

(6) If you use a CEMS, and there were no periods during which it was out-of-control as specified in §63.8(c)(7), include a statement that there were no periods during which the CEMS was out-of-control during the reporting period.

(7) Include each new operating scenario which has been operated since the time period covered by the last compliance report and has not been submitted in the notification of compliance status report or a previous compliance report. For each new operating scenario, you must report the information specified in §63.2525(b) and provide verification that the operating conditions for any associated control or treatment device have not been exceeded and that any required calculations and engineering analyses have been performed. For the purposes of this paragraph (e)(7), a revised operating scenario for an existing process is considered to be a new operating scenario.

(8) For process units added to a PUG, you must report the description and rationale specified in §63.2525(i)(4). You must report your primary product redeterminations specified in §63.2525(i)(5).

(9) Except as specified in §§63.2450(e)(4), 63.2480(f), and 63.2485(p) and (q) and paragraph (t) of this section, applicable records and information for periodic reports as specified in referenced subparts F, G, H, SS, UU, WW, and GGG of this part and subpart F of 40 CFR part 65.

(10) Except as specified in paragraph (e)(10)(ii) of this section, whenever you make a process change, or change any of the information submitted in the notification of compliance status report or a previous compliance report, that is not within the scope of an existing operating scenario, you must document the change in your compliance report. A process change does not include moving within a range of conditions identified in the standard batch, and a nonstandard batch does not constitute a process change.

(i) The notification must include all of the information in paragraphs (e)(10)(i)(A) through (C) of this section.

(A) A description of the process change.

(B) Revisions to any of the information reported in the original notification of compliance status report under paragraph (d) of this section.

(C) Information required by the notification of compliance status report under paragraph (d) of this section for changes involving the addition of processes or equipment at the affected source.

**SECTION C. Site Level Requirements**

(ii) You must submit a report 60 days before the scheduled implementation date of any of the changes identified in paragraph (e)(10)(ii)(A), (B), or (C) of this section.

(A) Any change to the information contained in the precompliance report.

(B) A change in the status of a control device from small to large.

(C) A change from Group 2 to Group 1 for any emission point except for batch process vents that meet the conditions specified in §63.2460(b)(6)(i).

(11) [Does not apply]

(12) For bypass lines subject to the requirements §63.2450(e)(6), the compliance report must include the start date, start time, duration in hours, estimate of the volume of gas in standard cubic feet, the concentration of organic HAP in the gas in parts per million by volume and the resulting mass emissions of organic HAP in pounds that bypass a control device. For periods when the flow indicator is not operating, report the start date, start time, and duration in hours.

(13) For each nonregenerative adsorber and regenerative adsorber that is regenerated offsite subject to the requirements in §63.2450(e)(7), you must report the date of each instance when breakthrough, as defined in §63.2550(i), is detected between the first and second adsorber and the adsorber is not replaced according to §63.2450(e)(7)(iii)(A).

(14) For any maintenance vent release exceeding the applicable limits in §63.2450(v)(1), the compliance report must include the information specified in paragraphs (e)(14)(i) through (iv) of this section. For the purposes of this reporting requirement, if you comply with §63.2450(v)(1)(iv) then you must report each venting event conducted under those provisions and include an explanation for each event as to why utilization of this alternative was required.

(i) Identification of the maintenance vent and the equipment served by the maintenance vent.

(ii) The date and time the maintenance vent was opened to the atmosphere.

(iii) The lower explosive limit in percent, vessel pressure in psig, or mass in pounds of VOC in the equipment, as applicable, at the start of atmospheric venting. If the 5 psig vessel pressure option in §63.2450(v)(1)(ii) was used and active purging was initiated while the lower explosive limit was 10 percent or greater, also include the lower explosive limit of the vapors at the time active purging was initiated.

(iv) An estimate of the mass in pounds of organic HAP released during the entire atmospheric venting event.

(15) Compliance reports for pressure relief devices subject to the requirements §63.2480(e) must include the information specified in paragraphs (e)(15)(i) through (iii) of this section.

(i) For pressure relief devices in organic HAP gas or vapor service, pursuant to §63.2480(e)(1), report the instrument readings and dates for all readings of 500 ppmv or greater.

(ii) For pressure relief devices in organic HAP gas or vapor service subject to §63.2480(e)(2), report the instrument readings and dates of instrument monitoring conducted.

(iii) For pressure relief devices in organic HAP service subject to §63.2480(e)(3), report each pressure release to the atmosphere, including the start date, start time, and duration in minutes of the pressure release and an estimate of the mass quantity in pounds of each organic HAP released; the results of any root cause analysis and corrective action analysis completed during the reporting period, including the corrective actions implemented during the reporting period; and, if applicable, the implementation schedule for planned corrective actions to be implemented subsequent to the reporting period.

(16) - (17) [Do not apply]

(f) Performance test reports. Beginning no later than October 13, 2020, you must submit performance test reports in

**SECTION C. Site Level Requirements**

accordance with this paragraph (f). Unless otherwise specified in this subpart, within 60 days after the date of completing each performance test required by this subpart, you must submit the results of the performance test following the procedures specified in paragraphs (f)(1) through (3) of this section.

(1) Data collected using test methods supported by the EPA's Electronic Reporting Tool (ERT) as listed on the EPA's ERT website (<https://www.epa.gov/electronic-reporting-air-emissions/electronic-reporting-tool-ert>) at the time of the test. Submit the results of the performance test to the EPA via CEDRI, which can be accessed through the EPA's CDX (<https://cdx.epa.gov/>). The data must be submitted in a file format generated through the use of the EPA's ERT. Alternatively, you may submit an electronic file consistent with the extensible markup language (XML) schema listed on the EPA's ERT website.

(2) Data collected using test methods that are not supported by the EPA's ERT as listed on the EPA's ERT website at the time of the test. The results of the performance test must be included as an attachment in the ERT or an alternate electronic file consistent with the XML schema listed on the EPA's ERT website. Submit the ERT generated package or alternative file to the EPA via CEDRI.

(3) Confidential business information (CBI). The EPA will make all the information submitted through CEDRI available to the public without further notice to you. Do not use CEDRI to submit information you claim as CBI. Anything submitted using CEDRI cannot later be claimed to be CBI. Although we do not expect persons to assert a claim of CBI, if you wish to assert a CBI claim, you must submit a complete file, including information claimed to be CBI, to the EPA. The file must be generated through the use of the EPA's ERT or an alternate electronic file consistent with the XML schema listed on the EPA's ERT website. Submit the file on a compact disc, flash drive, or other commonly used electronic storage medium and clearly mark the medium as CBI. Mail the electronic medium to U.S. Environmental Protection Agency, Office of Air Quality Planning and Standards, Sector Policies and Programs Division, CORE CBI Office, U.S. EPA Mailroom (C404-02), Attention: Group Leader, Measurement Policy Group, 4930 Old Page Rd., Durham, NC 27703. The same file with the CBI omitted must be submitted to the EPA via the EPA's CDX as described in paragraph (f)(1) and (2) of this section. All CBI claims must be asserted at the time of submission. Furthermore, under CAA section 114(c) emissions data is not entitled to confidential treatment, and the EPA is required to make emissions data available to the public. Thus, emissions data will not be protected as CBI and will be made publicly available.

(g) CEMS relative accuracy test audit (RATA) Performance evaluation reports. Beginning no later than October 13, 2020, you must start submitting CEMS RATA performance evaluation reports in accordance with this paragraph (g). Unless otherwise specified in this subpart, within 60 days after the date of completing each continuous monitoring system performance evaluation (as defined in §63.2), you must submit the results of the performance evaluation following the procedures specified in paragraphs (g)(1) through (3) of this section.

(1) Performance evaluations of CMS measuring RATA pollutants that are supported by the EPA's ERT as listed on the EPA's ERT website at the time of the evaluation. Submit the results of the performance evaluation to the EPA via CEDRI, which can be accessed through the EPA's CDX. The data must be submitted in a file format generated through the use of the EPA's ERT. Alternatively, you may submit an electronic file consistent with the XML schema listed on the EPA's ERT website.

(2) Performance evaluations of CMS measuring RATA pollutants that are not supported by the EPA's ERT as listed on the EPA's ERT website at the time of the evaluation. The results of the performance evaluation must be included as an attachment in the ERT or an alternate electronic file consistent with the XML schema listed on the EPA's ERT website. Submit the ERT generated package or alternative file to the EPA via CEDRI.

(3) Confidential business information (CBI). The EPA will make all the information submitted through CEDRI available to the public without further notice to you. Do not use CEDRI to submit information you claim as CBI. Anything submitted using CEDRI cannot later be claimed to be CBI. Although we do not expect persons to assert a claim of CBI, if you wish to assert a CBI claim, you must submit a complete file, including information claimed to be CBI, to the EPA. The file must be generated through the use of the EPA's ERT or an alternate electronic file consistent with the XML schema listed on the EPA's ERT website. Submit the file on a compact disc, flash drive, or other commonly used electronic storage medium and clearly mark the medium as CBI. Mail the electronic medium to U.S. Environmental Protection Agency, Office of Air Quality Planning and Standards, Sector Policies and Programs Division, CORE CBI Office, U.S. EPA Mailroom (C404-02), Attention: Group Leader, Measurement Policy Group, 4930 Old Page Rd., Durham, NC 27703. The same file with the CBI

**SECTION C. Site Level Requirements**

omitted must be submitted to the EPA via the EPA's CDX as described in paragraphs (g)(1) and (2) of this section. All CBI claims must be asserted at the time of submission. Furthermore, under CAA section 114(c) emissions data is not entitled to confidential treatment, and the EPA is required to make emissions data available to the public. Thus, emissions data will not be protected as CBI and will be made publicly available.

(h) Claims of EPA system outage. If you are required to electronically submit a report through CEDRI in the EPA's CDX, you may assert a claim of EPA system outage for failure to timely comply with that reporting requirement. To assert a claim of EPA system outage, you must meet the requirements outlined in paragraphs (h)(1) through (7) of this section.

(1) You must have been or will be precluded from accessing CEDRI and submitting a required report within the time prescribed due to an outage of either the EPA's CEDRI or CDX systems.

(2) The outage must have occurred within the period of time beginning five business days prior to the date that the submission is due.

(3) The outage may be planned or unplanned.

(4) You must submit notification to the Administrator in writing as soon as possible following the date you first knew, or through due diligence should have known, that the event may cause or has caused a delay in reporting.

(5) You must provide to the Administrator a written description identifying:

(i) The date(s) and time(s) when CDX or CEDRI was accessed and the system was unavailable;

(ii) A rationale for attributing the delay in reporting beyond the regulatory deadline to EPA system outage;

(iii) A description of measures taken or to be taken to minimize the delay in reporting; and

(iv) The date by which you propose to report, or if you have already met that reporting requirement at the time of the notification, the date you reported.

(6) The decision to accept the claim of EPA system outage and allow an extension to the reporting deadline is solely within the discretion of the Administrator.

(7) In any circumstance, the report must be submitted electronically as soon as possible after the outage is resolved.

(i) Claims of force majeure. If you are required to electronically submit a report through CEDRI in the EPA's CDX, you may assert a claim of force majeure for failure to timely comply with that reporting requirement. To assert a claim of force majeure, you must meet the requirements outlined in paragraphs (i)(1) through (5) of this section.

(1) You may submit a claim if a force majeure event is about to occur, occurs, or has occurred or there are lingering effects from such an event within the period of time beginning five business days prior to the date the submission is due. For the purposes of this paragraph (i)(1), a force majeure event is defined as an event that will be or has been caused by circumstances beyond the control of the affected facility, its contractors, or any entity controlled by the affected facility that prevents you from complying with the requirement to submit a report electronically within the time period prescribed. Examples of such events are acts of nature (e.g., hurricanes, earthquakes, or floods), acts of war or terrorism, or equipment failure or safety hazard beyond the control of the affected facility (e.g., large scale power outage).

(2) You must submit notification to the Administrator in writing as soon as possible following the date you first knew, or through due diligence should have known, that the event may cause or has caused a delay in reporting.

(3) You must provide to the Administrator:

(i) A written description of the force majeure event;

(ii) A rationale for attributing the delay in reporting beyond the regulatory deadline to the force majeure event;

**SECTION C. Site Level Requirements**

(iii) A description of measures taken or to be taken to minimize the delay in reporting; and

(iv) The date by which you propose to report, or if you have already met the reporting requirement at the time of the notification, the date you reported.

(4) The decision to accept the claim of force majeure and allow an extension to the reporting deadline is solely within the discretion of the Administrator.

(5) In any circumstance, the reporting must occur as soon as possible after the force majeure event occurs.

[68 FR 63888, Nov. 10, 2003, as amended at 70 FR 38560, July 1, 2005; 71 FR 40336, July 14, 2006; 85 FR 49150, Aug. 12, 2020]

041 [40 CFR Part 63 NESHAPS for Source Categories §40 CFR 63.2525]**Subpart FFFF - National Emission Standards for Hazardous Air Pollutants: Miscellaneous Organic Chemical Manufacturing****What records must I keep?**

You must keep the records specified in paragraphs (a) through (t) of this section.

(a) Except as specified in §§63.2450(e)(4), 63.2480(f), and 63.2485(p) and (q) and paragraph (t) of this section, each applicable record required by subpart A of this part and in referenced subparts F, G, SS, UU, WW, and GGG of this part and in referenced subpart F of 40 CFR part 65.

(b) Records of each operating scenario as specified in paragraphs (b)(1) through (8) of this section.

(1) A description of the process and the type of process equipment used.

(2) An identification of related process vents, including their associated emissions episodes if not complying with the alternative standard in §63.2505; wastewater point of determination (POD); storage tanks; and transfer racks.

(3) The applicable control requirements of this subpart, including the level of required control, and for vents, the level of control for each vent.

(4) The control device or treatment process used, as applicable, including a description of operating and/or testing conditions for any associated control device.

(5) The process vents, wastewater POD, transfer racks, and storage tanks (including those from other processes) that are simultaneously routed to the control device or treatment process(s).

(6) The applicable monitoring requirements of this subpart and any parametric level that assures compliance for all emissions routed to the control device or treatment process.

(7) Calculations and engineering analyses required to demonstrate compliance.

(8) For reporting purposes, a change to any of these elements not previously reported, except for paragraph (b)(5) of this section, constitutes a new operating scenario.

(c) A schedule or log of operating scenarios for processes with batch vents from batch operations updated each time a different operating scenario is put into effect.

(d) The information specified in paragraphs (d)(1) and (2) of this section for Group 1 batch process vents in compliance with a percent reduction emission limit in Table 2 to this subpart if some of the vents are controlled to less the percent reduction requirement.

(1) Records of whether each batch operated was considered a standard batch.

**SECTION C. Site Level Requirements**

(2) The estimated uncontrolled and controlled emissions for each batch that is considered to be a nonstandard batch.

(e) The information specified in paragraph (e)(2), (3), or (4) of this section, as applicable, for each process with Group 2 batch process vents or uncontrolled hydrogen halide and halogen HAP emissions from the sum of all batch and continuous process vents less than 1,000 lb/yr. No records are required for situations described in paragraph (e)(1) of this section.

(1) No records are required if you documented in your notification of compliance status report that the MCPU meets any of the situations described in paragraph (e)(1)(i), (ii), or (iii) of this section.

(i) The MCPU does not process, use, or generate HAP.

(ii) [Does not apply]

(iii) You control the Group 2 batch process vents using a control device for which your determination of worst case for initial compliance includes the contribution of all Group 2 batch process vents.

(2) If you documented in your notification of compliance status report that an MCPU has Group 2 batch process vents because the non-reactive organic HAP is the only HAP and usage is less than 10,000 lb/yr, as specified in §63.2460(b)(7), you must keep records of the amount of HAP material used, and calculate the daily rolling annual sum of the amount used no less frequently than monthly. If a record indicates usage exceeds 10,000 lb/yr, you must estimate emissions for the preceding 12 months based on the number of batches operated and the estimated emissions for a standard batch, and you must begin recordkeeping as specified in paragraph (e)(4) of this section. After 1 year, you may revert to recording only usage if the usage during the year is less than 10,000 lb.

(3) If you documented in your notification of compliance status report that total uncontrolled organic HAP emissions from the batch process vents in an MCPU will be less than 1,000 lb/yr for the anticipated number of standard batches, then you must keep records of the number of batches operated and calculate a daily rolling annual sum of batches operated no less frequently than monthly. If the number of batches operated results in organic HAP emissions that exceed 1,000 lb/yr, you must estimate emissions for the preceding 12 months based on the number of batches operated and the estimated emissions for a standard batch, and you must begin recordkeeping as specified in paragraph (e)(4) of this section. After 1 year, you may revert to recording only the number of batches if the number of batches operated during the year results in less than 1,000 lb of organic HAP emissions.

(4) If you meet none of the conditions specified in paragraphs (e)(1) through (3) of this section, you must keep records of the information specified in paragraphs (e)(4)(i) through (iv) of this section.

(i) A record of the day each batch was completed and/or the operating hours per day for continuous operations with hydrogen halide and halogen emissions.

(ii) A record of whether each batch operated was considered a standard batch.

(iii) The estimated uncontrolled and controlled emissions for each batch that is considered to be a nonstandard batch.

(iv) Records of the daily 365-day rolling summations of emissions, or alternative records that correlate to the emissions (e.g., number of batches), calculated no less frequently than monthly.

(f) A record of each time a safety device is opened to avoid unsafe conditions in accordance with §63.2450(p).

(g) Records of the results of each CPMS calibration check and the maintenance performed, as specified in §63.2450(k)(1).

(h) Except as specified in paragraph (l) of this section, for each CEMS, you must keep records of the date and time that each deviation started and stopped, and whether the deviation occurred during a period of startup, shutdown, or malfunction or during another period.

(i) For each PUG, you must keep records specified in paragraphs (i)(1) through (5) of this section.

**SECTION C. Site Level Requirements**

- (1) Descriptions of the MCPU and other process units in the initial PUG required by §63.2535(l)(1)(v).
 - (2) Rationale for including each MCPU and other process unit in the initial PUG (i.e., identify the overlapping equipment between process units) required by §63.2535(l)(1)(v).
 - (3) Calculations used to determine the primary product for the initial PUG required by §63.2535(l)(2)(iv).
 - (4) Descriptions of process units added to the PUG after the creation date and rationale for including the additional process units in the PUG as required by §63.2535(l)(1)(v).
 - (5) The calculation of each primary product redetermination required by §63.2535(l)(2)(iv).
- (j) In the SSMP required by §63.6(e)(3) of subpart A, you are not required to include Group 2 emission points, unless those emission points are used in an emissions average. For equipment leaks, the SSMP requirement is limited to control devices and is optional for other equipment. On and after August 12, 2023, this paragraph (j) no longer applies.
- (k) For each bag leak detector used to monitor PM HAP emissions from a fabric filter, maintain records of any bag leak detection alarm, including the date and time, with a brief explanation of the cause of the alarm and the corrective action taken.
- (l) Beginning no later than the compliance dates specified in §63.2445(g), paragraph (h) of this section no longer applies. Instead, for each deviation from an emission limit, operating limit, or work practice standard, you must keep a record of the information specified in paragraph (l)(1) through (3) of this section. The records shall be maintained as specified in §63.10(b)(1) of subpart A.
- (1) In the event that an affected unit does not meet an applicable standard, record the number of deviations. For each deviation record the date, time, and duration of each deviation.
 - (2) For each deviation from an applicable standard, record and retain a list of the affected sources or equipment, an estimate of the quantity of each regulated pollutant emitted over any emission limit and a description of the method used to estimate the emissions.
 - (3) Record actions taken to minimize emissions in accordance with §63.2450(u) and any corrective actions taken to return the affected unit to its normal or usual manner of operation.
- (m) [Does not apply]
- (n) For each flow event from a bypass line subject to the requirements in §63.2450(e)(6), you must maintain records sufficient to determine whether or not the detected flow included flow requiring control. For each flow event from a bypass line requiring control that is released either directly to the atmosphere or to a control device not meeting the requirements specified in Tables 1 through 7 to this subpart, you must include an estimate of the volume of gas, the concentration of organic HAP in the gas and the resulting emissions of organic HAP that bypassed the control device using process knowledge and engineering estimates.
- (o) For each nonregenerative adsorber and regenerative adsorber that is regenerated offsite subject to the requirements in §63.2450(e)(7), you must keep the applicable records specified in paragraphs (o)(1) through (4) of this section.
- (1) Outlet HAP or TOC concentration for each adsorber bed measured during each performance test conducted.
 - (2) Daily outlet HAP or TOC concentration.
 - (3) Date and time you last replaced the adsorbent.
 - (4) If you conduct monitoring less frequently than daily as specified in §63.2450(e)(7)(iii)(B), you must record the average life of the bed.

**SECTION C. Site Level Requirements**

(p) For each maintenance vent opening subject to the requirements in §63.2450(v), you must keep the applicable records specified in paragraphs (p)(1) through (5) of this section.

(1) You must maintain standard site procedures used to deinventory equipment for safety purposes (e.g., hot work or vessel entry procedures) to document the procedures used to meet the requirements in §63.2450(v). The current copy of the procedures must be retained and available on-site at all times. Previous versions of the standard site procedures, as applicable, must be retained for five years.

(2) If complying with the requirements of §63.2450(v)(1)(i) and the lower explosive limit at the time of the vessel opening exceeds 10 percent, identification of the maintenance vent, the process units or equipment associated with the maintenance vent, the date of maintenance vent opening, and the lower explosive limit at the time of the vessel opening.

(3) If complying with the requirements of §63.2450(v)(1)(ii) and either the vessel pressure at the time of the vessel opening exceeds 5 psig or the lower explosive limit at the time of the active purging was initiated exceeds 10 percent, identification of the maintenance vent, the process units or equipment associated with the maintenance vent, the date of maintenance vent opening, the pressure of the vessel or equipment at the time of discharge to the atmosphere and, if applicable, the lower explosive limit of the vapors in the equipment when active purging was initiated.

(4) If complying with the requirements of §63.2450(v)(1)(iii), records of the estimating procedures used to determine the total quantity of VOC in the equipment and the type and size limits of equipment that contain less than 50 pounds of VOC at the time of maintenance vent opening. For each maintenance vent opening that contains greater than 50 pounds of VOC for which the deinventory procedures specified in paragraph (p)(1) of this section are not followed or for which the equipment opened exceeds the type and size limits established in the records specified in this paragraph (p)(4), records that identify the maintenance vent, the process units or equipment associated with the maintenance vent, the date of maintenance vent opening, and records used to estimate the total quantity of VOC in the equipment at the time the maintenance vent was opened to the atmosphere.

(5) If complying with the requirements of §63.2450(v)(1)(iv), identification of the maintenance vent, the process units or equipment associated with the maintenance vent, records documenting actions taken to comply with other applicable alternatives and why utilization of this alternative was required, the date of maintenance vent opening, the equipment pressure and lower explosive limit of the vapors in the equipment at the time of discharge, an indication of whether active purging was performed and the pressure of the equipment during the installation or removal of the blind if active purging was used, the duration the maintenance vent was open during the blind installation or removal process, and records used to estimate the total quantity of VOC in the equipment at the time the maintenance vent was opened to the atmosphere for each applicable maintenance vent opening.

(q) For each pressure relief device subject to the pressure release management work practice standards in §63.2480(e), you must keep the records specified in paragraphs (q)(1) through (3) of this section.

(1) Records of the prevention measures implemented as required in §63.2480(e)(3)(ii).

(2) Records of the number of releases during each calendar year and the number of those releases for which the root cause was determined to be a force majeure event. Keep these records for the current calendar year and the past 5 calendar years.

(3) For each release to the atmosphere, you must keep the records specified in paragraphs (q)(3)(i) through (iv) of this section.

(i) The start and end time and date of each pressure release to the atmosphere.

(ii) Records of any data, assumptions, and calculations used to estimate of the mass quantity of each organic HAP released during the event.

(iii) Records of the root cause analysis and corrective action analysis conducted as required in §63.2480(e)(3)(iii), including an identification of the affected facility, a statement noting whether the event resulted from the same root cause(s) identified in a previous analysis and either a description of the recommended corrective action(s) or an explanation of why

**SECTION C. Site Level Requirements**

corrective action is not necessary under §63.2480(e)(7)(i).

(iv) For any corrective action analysis for which implementation of corrective actions are required in §63.2480(e)(7), a description of the corrective action(s) completed within the first 45 days following the discharge and, for action(s) not already completed, a schedule for implementation, including proposed commencement and completion dates.

(r) For each heat exchange system, beginning no later than the compliance dates specified in §63.2445(g), the recordkeeping requirements of §63.104(f)(1) no longer apply; instead, you must keep records in paragraphs (r)(1) through (4) of this section.

(1) Monitoring data required by §63.2490(d) that indicate a leak, the date the leak was detected, or, if applicable, the basis for determining there is no leak.

(2) The dates of efforts to repair leaks.

(3) The method or procedures used to confirm repair of a leak and the date the repair was confirmed.

(4) Documentation of delay of repair as specified in paragraphs (r)(4)(i) through (iv) of this section.

(i) The reason(s) for delaying repair.

(ii) A schedule for completing the repair as soon as practical.

(iii) The date and concentration or mass emissions rate of the leak as first identified and the results of all subsequent monitoring events during the delay of repair.

(iv) An estimate of the potential total hydrocarbon emissions from the leaking heat exchange system or heat exchanger for each required delay of repair monitoring interval following the procedures in paragraphs (r)(4)(iv)(A) through (C) of this section.

(A) If you comply with the total strippable hydrocarbon concentration leak action level, as specified in §63.2490(d)(1)(iv), you must calculate the mass emissions rate by complying with the requirements of §63.2490(d)(1)(iii)(B) or by determining the mass flow rate of the cooling water at the monitoring location where the leak was detected. If the monitoring location is an individual cooling tower riser, determine the total cooling water mass flow rate to the cooling tower. Cooling water mass flow rates may be determined using direct measurement, pump curves, heat balance calculations, or other engineering methods. If you determine the mass flow rate of the cooling water, calculate the mass emissions rate by converting the stripping gas leak concentration (in ppmv as methane) to an equivalent liquid concentration, in parts per million by weight (ppmw), using equation 7-1 from "Air Stripping Method (Modified El Paso Method) for Determination of Volatile Organic Compound Emissions from Water Sources" (incorporated by reference—see §63.14) and multiply the equivalent liquid concentration by the mass flow rate of the cooling water.

(B) For delay of repair monitoring intervals prior to repair of the leak, calculate the potential total hydrocarbon emissions for the leaking heat exchange system or heat exchanger for the monitoring interval by multiplying the mass emissions rate, determined in §63.2490(d)(1)(iii)(B) or paragraph (r)(4)(iv)(A) of this section, by the duration of the delay of repair monitoring interval. The duration of the delay of repair monitoring interval is the time period starting at midnight on the day of the previous monitoring event or at midnight on the day the repair would have had to be completed if the repair had not been delayed, whichever is later, and ending at midnight of the day of the current monitoring event.

(C) For delay of repair monitoring intervals ending with a repaired leak, calculate the potential total hydrocarbon emissions for the leaking heat exchange system or heat exchanger for the final delay of repair monitoring interval by multiplying the duration of the final delay of repair monitoring interval by the mass emissions rate determined for the last monitoring event prior to the re-monitoring event used to verify the leak was repaired. The duration of the final delay of repair monitoring interval is the time period starting at midnight of the day of the last monitoring event prior to re-monitoring to verify the leak was repaired and ending at the time of the re-monitoring event that verified that the leak was repaired.

(s) [Does not apply]

**SECTION C. Site Level Requirements**

(t) Any records required to be maintained by this part that are submitted electronically via the EPA's CEDRI may be maintained in electronic format. This ability to maintain electronic copies does not affect the requirement for facilities to make records, data, and reports available upon request to a delegated air agency or the EPA as part of an on-site compliance evaluation.

(u) Beginning no later than the compliance dates specified in §63.2445(g), the referenced provisions specified in paragraphs (u)(1) through (8) of this section do not apply when demonstrating compliance with paragraph (a) of this section.

(1) Section 63.103(c)(2)(i) of subpart F.

(2) Section 63.103(c)(2)(ii) of subpart F.

(3) The phrase "start-up, shutdown and malfunction and" from §63.103(c)(3) of subpart F.

(4) The phrase "other than startups, shutdowns, or malfunctions (e.g., a temperature reading of -200 °C on a boiler)," from §63.152(g)(1)(i) of subpart G.

(5) The phrase "other than a startup, shutdown, or malfunction" from §63.152(g)(1)(ii)(C) of subpart G.

(6) The phrase "other than startups, shutdowns, or malfunctions" from §63.152(g)(1)(iii) of subpart G.

(7) The phrase "other than a startup, shutdown, or malfunction" from §63.152(g)(2)(iii) of subpart G.

(8) Section 63.152(g)(2)(iv)(A) of subpart G.

[68 FR 63888, Nov. 10, 2003, as amended at 70 FR 38560, July 1, 2005; 71 FR 40337, July 14, 2006; 85 FR 49155, Aug. 12, 2020]

042 [40 CFR Part 63 NESHAPS for Source Categories §40 CFR 63.2535]**Subpart FFFF - National Emission Standards for Hazardous Air Pollutants: Miscellaneous Organic Chemical Manufacturing****What compliance options do I have if part of my plant is subject to both this subpart and another subpart?**

For any equipment, emission stream, or wastewater stream not subject to §63.2493 but subject to other provisions of both this subpart and another subpart, you may elect to comply only with the provisions as specified in paragraphs (a) through (l) of this section. You also must identify the subject equipment, emission stream, or wastewater stream, and the provisions with which you will comply, in your notification of compliance status report required by §63.2520(d).

(a) Compliance with other subparts of this part 63. (1) If you have an MCPU that includes a batch process vent that also is part of a CMPU as defined in subparts F and G of this part 63, you must comply with the emission limits; operating limits; work practice standards; and the compliance, monitoring, reporting, and recordkeeping requirements for batch process vents in this subpart, and you must continue to comply with the requirements in subparts F, G, and H of this part 63 that are applicable to the CMPU and associated equipment.

(2) After the compliance dates specified in §63.2445, at an offsite reloading or cleaning facility subject to §63.1253(f), as referenced from §63.2470(e), compliance with the monitoring, recordkeeping, and reporting provisions of any other subpart of this part 63 constitutes compliance with the monitoring, recordkeeping, and reporting provisions of §63.1253(f)(7)(ii) or §63.1253(f)(7)(iii). You must identify in your notification of compliance status report required by §63.2520(d) the subpart of this part 63 with which the owner or operator of the offsite reloading or cleaning facility complies.

(b) Compliance with 40 CFR parts 264 and 265, subparts AA, BB, and/or CC. (1) After the compliance dates specified in §63.2445, if a control device that you use to comply with this subpart is also subject to monitoring, recordkeeping, and reporting requirements in 40 CFR part 264, subpart AA, BB, or CC; or the monitoring and recordkeeping requirements in 40 CFR part 265, subpart AA, BB, or CC; and you comply with the periodic reporting requirements under 40 CFR part 264, subpart AA, BB, or CC that would apply to the device if your facility had final-permitted status, you may elect to comply either with the monitoring, recordkeeping, and reporting requirements of this subpart; or with the monitoring and recordkeeping

**SECTION C. Site Level Requirements**

requirements in 40 CFR part 264 or 265 and the reporting requirements in 40 CFR part 264, as described in this paragraph (b)(1), which constitute compliance with the monitoring, recordkeeping, and reporting requirements of this subpart. If you elect to comply with the monitoring, recordkeeping, and reporting requirements in 40 CFR parts 264 and/or 265, you must report the information described in §63.2520(e).

(2) After the compliance dates specified in §63.2445, if you have an affected source with equipment that is also subject to 40 CFR part 264, subpart BB, or to 40 CFR part 265, subpart BB, then compliance with the recordkeeping and reporting requirements of 40 CFR parts 264 and/or 265 may be used to comply with the recordkeeping and reporting requirements of this subpart, to the extent that the requirements of 40 CFR parts 264 and/or 265 duplicate the requirements of this subpart.

(c) Compliance with 40 CFR part 60, subpart Kb and 40 CFR part 61, subpart Y. After the compliance dates specified in §63.2445, you are in compliance with the provisions of this subpart FFFF for any storage tank that is assigned to an MCPU and that is both controlled with a floating roof and in compliance with the provisions of either 40 CFR part 60, subpart Kb, or 40 CFR part 61, subpart Y. You are in compliance with this subpart FFFF if you have a storage tank with a fixed roof, closed-vent system, and control device in compliance with the provisions of either 40 CFR part 60, subpart Kb, or 40 CFR part 61, subpart Y, except that you must comply with the monitoring, recordkeeping, and reporting requirements in this subpart FFFF. Alternatively, if a storage tank assigned to an MCPU is subject to control under 40 CFR part 60, subpart Kb, or 40 CFR part 61, subpart Y, you may elect to comply only with the requirements for Group 1 storage tanks in this subpart FFFF.

(d) Compliance with subpart I, GGG, or MMM of this part. After the compliance dates specified in §63.2445, if you have an affected source with equipment subject to subpart I, GGG, or MMM of this part, you may elect to comply with the provisions of subpart H, GGG, or MMM of this part, respectively, for all such equipment, except the affirmative defense requirements in subparts GGG and MMM no longer apply.

(e) Compliance with subpart GGG of this part 63 for wastewater. After the compliance dates specified in §63.2445, if you have an affected source subject to this subpart and you have an affected source that generates wastewater streams that meet the applicability thresholds specified in §63.1256, you may elect to comply with the provisions of this subpart FFFF for all such wastewater streams.

(f) Compliance with subpart MMM of this part 63 for wastewater. After the compliance dates specified in §63.2445, if you have an affected source subject to this subpart, and you have an affected source that generates wastewater streams that meet the applicability thresholds specified in §63.1362(d), you may elect to comply with the provisions of this subpart FFFF for all such wastewater streams (except that the 99 percent reduction requirement for streams subject to §63.1362(d)(10) still applies).

(g) Compliance with other regulations for wastewater. After the compliance dates specified in §63.2445, if you have a Group 1 wastewater stream that is also subject to provisions in 40 CFR parts 260 through 272, you may elect to determine whether this subpart or 40 CFR parts 260 through 272 contain the more stringent control requirements (e.g., design, operation, and inspection requirements for waste management units; numerical treatment standards; etc.) and the more stringent testing, monitoring, recordkeeping, and reporting requirements. Compliance with provisions of 40 CFR parts 260 through 272 that are determined to be more stringent than the requirements of this subpart constitute compliance with this subpart. For example, provisions of 40 CFR parts 260 through 272 for treatment units that meet the conditions specified in §63.138(h) constitute compliance with this subpart. You must identify in the notification of compliance status report required by §63.2520(d) the information and procedures that you used to make any stringency determinations.

(h) Compliance with 40 CFR part 60, subpart DDD, III, NNN, or RRR. After the compliance dates specified in §63.2445, if you have an MCPU that contains equipment subject to the provisions of this subpart that are also subject to the provisions of 40 CFR part 60, subpart DDD, III, NNN, or RRR, you may elect to apply this subpart to all such equipment in the MCPU. If an MCPU subject to the provisions of this subpart has equipment to which this subpart does not apply but which is subject to a standard in 40 CFR part 60, subpart DDD, III, NNN, or RRR, you may elect to comply with the requirements for Group 1 process vents in this subpart for such equipment. If you elect any of these methods of compliance, you must consider all total organic compounds, minus methane and ethane, in such equipment for purposes of compliance with this subpart, as if they were organic HAP. Compliance with the provisions of this subpart, in the manner described in this paragraph (h), will constitute compliance with 40 CFR part 60, subpart DDD, III, NNN, or RRR, as applicable.

**SECTION C. Site Level Requirements**

(i) Compliance with 40 CFR part 61, subpart BB. (1) After the compliance dates specified in §63.2445, a Group 1 transfer rack, as defined in §63.2550, that is also subject to the provisions of 40 CFR part 61, subpart BB, you are required to comply only with the provisions of this subpart.

(2) After the compliance dates specified in §63.2445, a Group 2 transfer rack, as defined in §63.2550, that is also subject to the provisions of 40 CFR part 61, subpart BB, is required to comply with the provisions of either paragraph (l)(2)(i) or (ii) of this section.

(i) If the transfer rack is subject to the control requirements specified in §61.302 of 40 CFR part 61, subpart BB, then you may elect to comply with either the requirements of 40 CFR part 61, subpart BB, or the requirements for Group 1 transfer racks under this subpart FFFF.

(ii) If the transfer rack is subject only to reporting and recordkeeping requirements under 40 CFR part 61, subpart BB, then you are required to comply only with the reporting and recordkeeping requirements specified in this subpart for Group 2 transfer racks, and you are exempt from the reporting and recordkeeping requirements in 40 CFR part 61, subpart BB.

(j) Compliance with 40 CFR part 61, subpart FF. After the compliance date specified in §63.2445, for a Group 1 or Group 2 wastewater stream that is also subject to the provisions of 40 CFR 61.342(c) through (h), and is not exempt under 40 CFR 61.342(c)(2) or (3), you may elect to comply only with the requirements for Group 1 wastewater streams in this subpart FFFF. If a Group 2 wastewater stream is exempted from 40 CFR 61.342(c)(1) under 40 CFR 61.342(c)(2) or (3), then you are required to comply only with the reporting and recordkeeping requirements specified in this subpart for Group 2 wastewater streams, and you are exempt from the requirements in 40 CFR part 61, subpart FF.

(k) Compliance with 40 CFR part 60, subpart VV or VVa, and 40 CFR part 61, subpart V. Except as specified in paragraphs (k)(1) and (2) of this section, after the compliance date specified in §63.2445, if you have an affected source with equipment that is also subject to the requirements of 40 CFR part 60, subpart VV or VVa, or 40 CFR part 61, subpart V, you may elect to apply this subpart to all such equipment. After the compliance date specified in §63.2445, if you have an affected source with equipment to which this subpart does not apply, but which is subject to the requirements of 40 CFR part 60, subpart VV or VVa, or 40 CFR part 61, subpart V, you may elect to apply this subpart to all such equipment. If you elect either of the methods of compliance in this paragraph (k), you must consider all total organic compounds, minus methane and ethane, in such equipment for purposes of compliance with this subpart, as if they were organic HAP. Compliance with the provisions of this subpart, in the manner described in this paragraph (k), will constitute compliance with 40 CFR part 60, subpart VV or VVa, and 40 CFR part 61, subpart V, as applicable.

(1) The provision in §63.2480(b)(4) does not apply to connectors in gas/vapor and light liquid service that are subject to monitoring under 40 CFR 60.482-11a if complying with the compliance option in this paragraph (k).

(2) Beginning no later than the compliance dates specified in §63.2445(g), equipment that must be controlled according to this subpart and subpart VVa of 40 CFR part 60 is required only to comply with the equipment leak requirements of this subpart, except you must also comply with the calibration drift assessment requirements specified at 40 CFR 60.485a(b)(2) if they are required to do so in subpart VVa of 40 CFR part 60. When complying with the calibration drift assessment requirements at 40 CFR 60.485a(b)(2), the requirement at 40 CFR 60.486a(e)(8)(v) to record the instrument reading for each scale used applies.

(l) Applicability of process units included in a process unit group. You may elect to develop and comply with the requirements for PUG in accordance with paragraphs (l)(1) through (3) of this section.

(1) Procedures to create process unit groups. Develop and document changes in a PUG in accordance with the procedures specified in paragraphs (l)(1)(i) through (v) of this section.

(i) Initially, identify an MCPU that is created from nondedicated equipment that will operate on or after November 10, 2003 and identify all processing equipment that is part of this MCPU, based on descriptions in operating scenarios.

(ii) Add to the group any other nondedicated MCPU and other nondedicated process units expected to be operated in the 5 years after the date specified in paragraph (l)(1)(i) of this section, provided they satisfy the criteria specified in paragraphs (l)(1)(ii)(A) through (C) of this section. Also identify all of the processing equipment used for each process unit based on

**SECTION C. Site Level Requirements**

information from operating scenarios and other applicable documentation.

(A) Each process unit that is added to a group must have some processing equipment that is also part of one or more process units in the group.

(B) No process unit may be part of more than one PUG.

(C) The processing equipment used to satisfy the requirement of paragraph (l)(1)(ii)(A) of this section may not be a storage tank or control device.

(iii) The initial PUG consists of all of the processing equipment for the process units identified in paragraphs (l)(1)(i) and (ii) of this section. As an alternative to the procedures specified in paragraphs (l)(1)(i) and (ii) of this section, you may use a PUG that was developed in accordance with §63.1360(h) as your initial PUG.

(iv) Add process units developed in the future in accordance with the conditions specified in paragraphs (l)(1)(ii)(A) and (B) of this section.

(v) Maintain records that describe the process units in the initial PUG, the procedure used to create the PUG, and subsequent changes to each PUG as specified in §63.2525(i). Submit the records in reports as specified in §63.2520(d)(2)(ix) and (e)(8).

(2) Determine primary product. You must determine the primary product of each PUG created in paragraph (l)(1) of this section according to the procedures specified in paragraphs (l)(2)(i) through (iv) of this section.

(i) The primary product is the type of product (e.g., organic chemicals subject to §63.2435(b)(1), pharmaceutical products subject to §63.1250, or pesticide active ingredients subject to §63.1360) expected to be produced for the greatest operating time in the 5-year period specified in paragraph (l)(1)(ii) of this section.

(ii) If the PUG produces multiple types of products equally based on operating time, then the primary product is the type of product with the greatest production on a mass basis over the 5-year period specified in paragraph (l)(1)(ii) of this section.

(iii) At a minimum, you must redetermine the primary product of the PUG following the procedure specified in paragraphs (l)(2)(i) and (ii) of this section every 5 years.

(iv) You must record the calculation of the initial primary product determination as specified in §63.2525(i)(3) and report the results in the notification of compliance status report as specified in §63.2520(d)(8)(ix). You must record the calculation of each redetermination of the primary product as specified in §63.2525(i)(5) and report the calculation in a compliance report submitted no later than the report covering the period for the end of the 5th year after cessation of production of the previous primary product, as specified in §63.2520(e)(8).

(3) Compliance requirements. (i) If the primary product of the PUG is determined according to paragraph (l)(2) of this section to be material described in §63.2435(b)(1), then you must comply with this subpart for each MCPU in the PUG. You may also elect to comply with this subpart for all other process units in the PUG, which constitutes compliance with other part 63 rules.

(ii) If the primary product of the PUG is determined according to paragraph (l)(2) of this section to be material not described in §63.2435(b)(1), then you must comply with paragraph (l)(3)(ii)(A), (B), or (C) of this section, as applicable.

(A) If the primary product is subject to subpart GGG of this part 63, then comply with the requirements of subpart GGG for each MCPU in the PUG.

(B) If the primary product is subject to subpart MMM of this part 63, then comply with the requirements of subpart MMM for each MCPU in the PUG.

(C) If the primary product is subject to any subpart in this part 63 other than subpart GGG or subpart MMM, then comply

**SECTION C. Site Level Requirements**

with the requirements of this subpart for each MCPU in the PUG.

(iii) The requirements for new and reconstructed sources in the alternative subpart apply to all MCPU in the PUG if and only if the affected source under the alternative subpart meets the requirements for construction or reconstruction.

(m) [Does not apply]

[68 FR 63888, Nov. 10, 2003, as amended at 71 FR 40337, July 14, 2006; 85 FR 49158, Aug. 12, 2020]

043 [40 CFR Part 63 NESHAPS for Source Categories §40 CFR 63.2540]

Subpart FFFF - National Emission Standards for Hazardous Air Pollutants: Miscellaneous Organic Chemical Manufacturing

What parts of the General Provisions apply to me?

Table 12 to this subpart shows which parts of the General Provisions in §§63.1 through 63.15 apply to you. [Refer to Table 12 to Subpart FFFF of Part 63.]

044 [40 CFR Part 63 NESHAPS for Source Categories §40 CFR 63.2545]

Subpart FFFF - National Emission Standards for Hazardous Air Pollutants: Miscellaneous Organic Chemical Manufacturing

Who implements and enforces this subpart?

(a) This subpart can be implemented and enforced by us, the U.S. Environmental Protection Agency (U.S. EPA), or a delegated authority such as your State, local, or tribal agency. If the U.S. EPA Administrator has delegated authority to your State, local, or tribal agency, then that agency also has the authority to implement and enforce this subpart. You should contact your U.S. EPA Regional Office to find out if this subpart is delegated to your State, local, or tribal agency.

(b) In delegating implementation and enforcement authority of this subpart to a state, local, or tribal agency under subpart E of this part, the authorities contained in paragraphs (b)(1) through (5) of this section are retained by the Administrator of U.S. EPA and are not delegated to the state, local, or tribal agency.

(1) Approval of alternatives to the non-opacity emission limits and work practice standards in §63.2450(a) under §63.6(g).

(2) Approval of major alternatives to test methods under §63.7(e)(2)(ii) and (f) and as defined in §63.90.

(3) Approval of major alternatives to monitoring under §63.8(f) and as defined in §63.90.

(4) Approval of major alternatives to recordkeeping and reporting under §63.10(f) and as defined in §63.90.

(5) Approval of an alternative to any electronic reporting to the EPA required by this subpart.

[68 FR 63888, Nov. 10, 2003, as amended at 85 FR 49159, Aug. 12, 2020]

045 [40 CFR Part 63 NESHAPS for Source Categories §40 CFR 63.2550]

Subpart FFFF - National Emission Standards for Hazardous Air Pollutants: Miscellaneous Organic Chemical Manufacturing

What definitions apply to this subpart?

[Refer to 40 CFR §63.2550 for definitions applicable to Subpart FFFF.]

046 [40 CFR Part 63 NESHAPS for Source Categories §40 CFR 63.6]

Subpart A--General Provisions

Compliance with standards and maintenance requirements.

(e) Operation and maintenance requirements. (1)(i) At all times, including periods of startup, shutdown, and malfunction, the owner or operator must operate and maintain any affected source, including associated air pollution control equipment and monitoring equipment, in a manner consistent with safety and good air pollution control practices for minimizing emissions. During a period of startup, shutdown, or malfunction, this general duty to minimize emissions requires that the owner or operator reduce emissions from the affected source to the greatest extent which is consistent with safety and good air pollution control practices. The general duty to minimize emissions during a period of startup, shutdown, or malfunction does not require the owner or operator to achieve emission levels that would be required by the applicable

**SECTION C. Site Level Requirements**

standard at other times if this is not consistent with safety and good air pollution control practices, nor does it require the owner or operator to make any further efforts to reduce emissions if levels required by the applicable standard have been achieved. Determination of whether such operation and maintenance procedures are being used will be based on information available to the Administrator which may include, but is not limited to, monitoring results, review of operation and maintenance procedures (including the startup, shutdown, and malfunction plan required in paragraph (e)(3) of this section), review of operation and maintenance records, and inspection of the source.

(ii) Malfunctions must be corrected as soon as practicable after their occurrence. To the extent that an unexpected event arises during a startup, shutdown, or malfunction, an owner or operator must comply by minimizing emissions during such a startup, shutdown, and malfunction event consistent with safety and good air pollution control practices.

(iii) Operation and maintenance requirements established pursuant to section 112 of the Act are enforceable independent of emissions limitations or other requirements in relevant standards.

(2) [Reserved]

(3) Startup, shutdown, and malfunction plan. (i) The owner or operator of an affected source must develop a written startup, shutdown, and malfunction plan that describes, in detail, procedures for operating and maintaining the source during periods of startup, shutdown, and malfunction; and a program of corrective action for malfunctioning process, air pollution control, and monitoring equipment used to comply with the relevant standard. The startup, shutdown, and malfunction plan does not need to address any scenario that would not cause the source to exceed an applicable emission limitation in the relevant standard. This plan must be developed by the owner or operator by the source's compliance date for that relevant standard. The purpose of the startup, shutdown, and malfunction plan is to—

(A) Ensure that, at all times, the owner or operator operates and maintains each affected source, including associated air pollution control and monitoring equipment, in a manner which satisfies the general duty to minimize emissions established by paragraph (e)(1)(i) of this section;

(B) Ensure that owners or operators are prepared to correct malfunctions as soon as practicable after their occurrence in order to minimize excess emissions of hazardous air pollutants; and

(C) Reduce the reporting burden associated with periods of startup, shutdown, and malfunction (including corrective action taken to restore malfunctioning process and air pollution control equipment to its normal or usual manner of operation).

(ii) [Reserved]

(iii) - (iv) [Do not apply]

(v) The owner or operator must maintain at the affected source a current startup, shutdown, and malfunction plan and must make the plan available upon request for inspection and copying by the Administrator. In addition, if the startup, shutdown, and malfunction plan is subsequently revised as provided in paragraph (e)(3)(viii) of this section, the owner or operator must maintain at the affected source each previous (i.e., superseded) version of the startup, shutdown, and malfunction plan, and must make each such previous version available for inspection and copying by the Administrator for a period of 5 years after revision of the plan. If at any time after adoption of a startup, shutdown, and malfunction plan the affected source ceases operation or is otherwise no longer subject to the provisions of this part, the owner or operator must retain a copy of the most recent plan for 5 years from the date the source ceases operation or is no longer subject to this part and must make the plan available upon request for inspection and copying by the Administrator. The Administrator may at any time request in writing that the owner or operator submit a copy of any startup, shutdown, and malfunction plan (or a portion thereof) which is maintained at the affected source or in the possession of the owner or operator. Upon receipt of such a request, the owner or operator must promptly submit a copy of the requested plan (or a portion thereof) to the Administrator. The owner or operator may elect to submit the required copy of any startup, shutdown, and malfunction plan to the Administrator in an electronic format. If the owner or operator claims that any portion of such a startup, shutdown, and malfunction plan is confidential business information entitled to protection from disclosure under section 114(c) of the Act or 40 CFR 2.301, the material which is claimed as confidential must be clearly designated in the submission.

**SECTION C. Site Level Requirements**

(vi) To satisfy the requirements of this section to develop a startup, shutdown, and malfunction plan, the owner or operator may use the affected source's standard operating procedures (SOP) manual, or an Occupational Safety and Health Administration (OSHA) or other plan, provided the alternative plans meet all the requirements of this section and are made available for inspection or submitted when requested by the Administrator.

(vii) Based on the results of a determination made under paragraph (e)(1)(i) of this section, the Administrator may require that an owner or operator of an affected source make changes to the startup, shutdown, and malfunction plan for that source. The Administrator must require appropriate revisions to a startup, shutdown, and malfunction plan, if the Administrator finds that the plan:

(A) Does not address a startup, shutdown, or malfunction event that has occurred;

(B) Fails to provide for the operation of the source (including associated air pollution control and monitoring equipment) during a startup, shutdown, or malfunction event in a manner consistent with the general duty to minimize emissions established by paragraph (e)(1)(i) of this section;

(C) Does not provide adequate procedures for correcting malfunctioning process and/or air pollution control and monitoring equipment as quickly as practicable; or

(D) Includes an event that does not meet the definition of startup, shutdown, or malfunction listed in §63.2.

(viii) The owner or operator may periodically revise the startup, shutdown, and malfunction plan for the affected source as necessary to satisfy the requirements of this part or to reflect changes in equipment or procedures at the affected source. Unless the permitting authority provides otherwise, the owner or operator may make such revisions to the startup, shutdown, and malfunction plan without prior approval by the Administrator or the permitting authority. However, each such revision to a startup, shutdown, and malfunction plan must be reported in the semiannual report required by §63.10(d)(5). If the startup, shutdown, and malfunction plan fails to address or inadequately addresses an event that meets the characteristics of a malfunction but was not included in the startup, shutdown, and malfunction plan at the time the owner or operator developed the plan, the owner or operator must revise the startup, shutdown, and malfunction plan within 45 days after the event to include detailed procedures for operating and maintaining the source during similar malfunction events and a program of corrective action for similar malfunctions of process or air pollution control and monitoring equipment. In the event that the owner or operator makes any revision to the startup, shutdown, and malfunction plan which alters the scope of the activities at the source which are deemed to be a startup, shutdown, or malfunction, or otherwise modifies the applicability of any emission limit, work practice requirement, or other requirement in a standard established under this part, the revised plan shall not take effect until after the owner or operator has provided a written notice describing the revision to the permitting authority.

(ix) The title V permit for an affected source must require that the owner or operator develop a startup, shutdown, and malfunction plan which conforms to the provisions of this part, but may do so by citing to the relevant subpart or subparagraphs of paragraph (e) of this section. However, any revisions made to the startup, shutdown, and malfunction plan in accordance with the procedures established by this part shall not be deemed to constitute permit revisions under part 70 or part 71 of this chapter and the elements of the startup, shutdown, and malfunction plan shall not be considered an applicable requirement as defined in §70.2 and §71.2 of this chapter. Moreover, none of the procedures specified by the startup, shutdown, and malfunction plan for an affected source shall be deemed to fall within the permit shield provision in section 504(f) of the Act.

(f) Compliance with nonopacity emission standards—(1) Applicability. The non-opacity emission standards set forth in this part shall apply at all times except during periods of startup, shutdown, and malfunction, and as otherwise specified in an applicable subpart. If a startup, shutdown, or malfunction of one portion of an affected source does not affect the ability of particular emission points within other portions of the affected source to comply with the non-opacity emission standards set forth in this part, then that emission point must still be required to comply with the non-opacity emission standards and other applicable requirements.

047 [40 CFR Part 63 NESHAPS for Source Categories §40 CFR 63.7980]

Subpart HHHHH - National Emission Standards for Hazardous Air Pollutants: Miscellaneous Coating Manufacturing

What is the purpose of this subpart?

**SECTION C. Site Level Requirements**

This subpart establishes national emission standards for hazardous air pollutants (NESHAP) for miscellaneous coating manufacturing. This subpart also establishes requirements to demonstrate initial and continuous compliance with the emission limits, operating limits, and work practice standards.

048 [40 CFR Part 63 NESHAPS for Source Categories §40 CFR 63.7985]**Subpart HHHHH - National Emission Standards for Hazardous Air Pollutants: Miscellaneous Coating Manufacturing Am I subject to the requirements in this subpart?**

(a) You are subject to the requirements in this subpart if you own or operate miscellaneous coating manufacturing operations, as defined in paragraph (b) of this section, that meet the conditions specified in paragraphs (a)(1) through (4) of this section.

(1) Are located at or are part of a major source of hazardous air pollutants (HAP) emissions, as defined in section 112(a) of the Clean Air Act (CAA);

(2) Manufacture coatings as defined in §63.8105;

(3) Process, use, or produce HAP; and

(4) Are not part of an affected source under another subpart of this part 63.

(b) Miscellaneous coating manufacturing operations include the facility-wide collection of equipment described in paragraphs (b)(1) through (4) of this section that is used to manufacture coatings as defined in §63.8105. Miscellaneous coating manufacturing operations also include cleaning operations.

(1) Process vessels;

(2) Storage tanks for feedstocks and products;

(3) Components such as pumps, compressors, agitators, pressure relief devices, sampling connection systems, open-ended valves or lines, valves, connectors, and instrumentation systems; and

(4) Wastewater tanks and transfer racks.

(c) If the predominant use of a transfer rack loading arm or storage tank (including storage tanks in series) is associated with miscellaneous coating manufacturing, and the loading arm or storage tank is not part of an affected source under a subpart of this part 63, then you must assign the loading arm or storage tank to the miscellaneous coating manufacturing operations. If the predominant use cannot be determined, and the loading arm or storage tank is not part of an affected source under a subpart of this part 63, then you must assign the loading arm or storage tank to the miscellaneous coating manufacturing operations. If the use varies from year to year, then you must base the determination on the utilization that occurred during the year preceding December 11, 2003 or, if the loading arm or storage tank was not in operation during that year, you must base the use on the expected use for the first 5-year period after startup. You must include the determination in the notification of compliance status report specified in §63.8075(d). You must redetermine the predominant use at least once every 5 years after the compliance date.

(d) The requirements for miscellaneous coating manufacturing sources in this subpart do not apply to operations described in paragraphs (d)(1) through (5) of this section.

(1) Research and development facilities, as defined in section 112(c)(7) of the CAA;

(2) The affiliated operations located at an affected source under subparts GG (National Emission Standards for Aerospace Manufacturing and Rework Facilities), KK (National Emission Standards for the Printing and Publishing Industry), JJJJ (NESHAP: Paper and Other Web Coating), MMMM (National Emission Standards for Miscellaneous Metal Parts and Products Surface Coating Operations) and SSSS (NESHAP: Surface Coating of Metal Coil) of this part. Affiliated operations include, but are not limited to, mixing or dissolving of coating ingredients; coating mixing for viscosity adjustment, color tint or additive blending, or pH adjustment; cleaning of coating lines and coating line parts; handling and storage of coatings and solvent; and conveyance and treatment of wastewater;

**SECTION C. Site Level Requirements**

(3) Ancillary equipment such as boilers and incinerators (only those not used to comply with the emission limits in Tables 1 through 5 to this subpart), chillers and refrigeration systems, and other equipment that is not directly involved in the manufacturing of a coating (i.e., it operates as a closed system, and materials are not combined with materials used to manufacture the coating);

(4) Quality assurance/quality control laboratories; or

(5) Modifying a purchased coating in preparation for application at the purchasing facility.

[68 FR 69185, Dec. 11, 2003, as amended at 71 FR 58503, Oct. 4, 2006; 85 FR 49740, Aug. 14, 2020]

049 [40 CFR Part 63 NESHAPS for Source Categories §40 CFR 63.7990]

Subpart HHHHH - National Emission Standards for Hazardous Air Pollutants: Miscellaneous Coating Manufacturing
What parts of my plant does this subpart cover?

(a) This subpart applies to each miscellaneous coating manufacturing affected source as defined in paragraph (b) of this section.

(b) The miscellaneous coating manufacturing affected source is the miscellaneous coating manufacturing operations as defined in §63.7985(b).

(c) An affected source is a new affected source if you commenced construction or reconstruction after April 4, 2002, and you met the applicability criteria at the time you commenced construction or reconstruction.

[68 FR 69185, Dec. 11, 2003, as amended at 85 FR 49741, Aug. 14, 2020]

050 [40 CFR Part 63 NESHAPS for Source Categories §40 CFR 63.7995]

Subpart HHHHH - National Emission Standards for Hazardous Air Pollutants: Miscellaneous Coating Manufacturing
When do I have to comply with this subpart?

Except as specified in §63.8090, you must comply with this subpart according to the requirements of this section.

(a) Except as specified in paragraph (e) of this section, if you have a new affected source, you must comply with this subpart according to the requirements in paragraphs (a)(1) and (2) of this section.

(1) If you start up your new affected source before December 11, 2003, then you must comply with the requirements for new sources in this subpart no later than December 11, 2003.

(2) If you start up your new affected source after December 11, 2003, then you must comply with the requirements for new sources in this subpart upon startup of your affected source.

(b) Except as specified in paragraph (e) of this section, if you have an existing affected source on December 11, 2003, then you must comply with the requirements for existing sources in this subpart no later than December 11, 2006.

(c) [Reserved]

(d) You must meet the notification requirements in §63.8070 according to the schedule in §63.8070 and in 40 CFR part 63, subpart A. Some of the notifications must be submitted before you are required to comply with the emission limits, operating limits, and work practice standards in this subpart.

(e) All affected sources that commenced construction or reconstruction on or after September 4, 2019, must be in compliance with the requirements listed in paragraphs (e)(1) through (5) of this section upon initial startup or no later than August 14, 2020, whichever is later. All affected sources that commenced construction or reconstruction before September 4, 2019, must be in compliance with the requirements listed in paragraphs (e)(1) through (5) of this section no later than August 14, 2023.

(1) The general requirements specified in §§63.8000(a)(2), (b)(2), (d)(8), and (f) and 63.8005(d)(5) and (h).

**SECTION C. Site Level Requirements**

- (2) The reporting requirements specified in §63.8075(e)(5), (e)(6)(ii)(B) and (D), and (e)(6)(iii)(C) and (E).
- (3) The recordkeeping requirements specified in §63.8080(c), (e), (f), (h), and (i).
- (4) The definitions specified in §63.8105.
- (5) The general provisions as specified in Table 10 to this subpart.

[68 FR 69185, Dec. 11, 2003; 68 FR 75033, Dec. 29, 2003, as amended at 70 FR 25681, May 13, 2005; 71 FR 58503, Oct. 4, 2006; 85 FR 49741, Aug. 14, 2020]

051 [40 CFR Part 63 NESHAPS for Source Categories §40 CFR 63.8000]**Subpart HHHHH - National Emission Standards for Hazardous Air Pollutants: Miscellaneous Coating Manufacturing**
What are my general requirements for complying with this subpart?

(a) Applicability. You must comply with paragraphs (a)(1) and (2) of this section.

(1) Except as specified in paragraph (a)(2) of this section, you must be in compliance with the emission limits and work practice standards in Tables 1 through 5 to this subpart at all times, except during periods of startup, shutdown, and malfunction. You must meet the requirements specified in paragraphs (b) and (c) of this section. You must meet the requirements specified in §§63.8005 through 63.8030 (or the alternative means of compliance in §63.8050), except as specified in paragraph (d) of this section. You must meet the notification, reporting, and recordkeeping requirements specified in §§63.8070, 63.8075, and 63.8080.

(2) Beginning on the compliance dates specified in §63.7995(e), paragraph (a)(1) of this section no longer applies. Instead, beginning no later than the compliance dates specified in §63.7995(e), you must be in compliance with the emission limits and work practice standards in Tables 1 through 5 to this subpart at all times. You must meet the requirements specified in paragraphs (b) and (c) of this section. You must meet the requirements specified in §§63.8005 through 63.8030 (or the alternative means of compliance in §63.8050), except as specified in paragraph (d) of this section. You must meet the notification, reporting, and recordkeeping requirements specified in §§63.8070, 63.8075, and 63.8080.

(b) General requirements. (1) If an emission stream contains halogen atoms, and you use a combustion-based control device (excluding a flare) to meet an organic HAP emission limit, you must determine whether the emission stream meets the definition of a halogenated stream by calculating the concentration of each organic compound that contains halogen atoms using the procedures specified in §63.115(d)(2)(v), multiplying each concentration by the number of halogen atoms in the organic compound, and summing the resulting halogen atom concentrations for all of the organic compounds in the emission stream. Alternatively, you may elect to designate the emission stream as halogenated.

(2) You must comply with paragraphs (b)(2)(i) and (ii) of this section.

(i) Except as specified in paragraph (b)(2)(ii) of this section, opening of a safety device, as defined in §63.8105, is allowed at any time conditions require it to avoid unsafe conditions.

(ii) Beginning on the compliance dates specified in §63.7995(e), paragraph (b)(2)(i) of this section no longer applies. Instead, opening of a safety device, as defined in §63.8105, is considered a deviation, as defined in §63.8105, unless it is a bypass of a control for a process vessel and accounted for as specified in §63.8005(h).

(c) Compliance requirements for closed vent systems and control devices. If you use a control device to comply with an emission limit in Table 1, 2, or 5 to this subpart, you must comply with the requirements in subpart SS of 40 CFR part 63 as specified in paragraphs (c)(1) through (3) of this section, except as specified in paragraph (d) of this section.

(1) If you reduce organic HAP emissions by venting emissions through a closed-vent system to any combination of control devices (except a flare), you must meet the requirements of §63.982(c) and the requirements referenced therein.

(2) If you reduce organic HAP emissions by venting emissions through a closed-vent system to a flare, you must meet the requirements of §63.982(b) and the requirements referenced therein. You may not use a flare to control halogenated vent streams or hydrogen halide and halogen HAP emissions.

**SECTION C. Site Level Requirements**

(3) If you use a halogen reduction device to reduce hydrogen halide and halogen HAP emissions that are generated by combusting halogenated vent streams, you must meet the requirements of §63.994, except as specified in paragraph (f) of this section, and the requirements referenced therein. If you use a halogen reduction device before a combustion device, you must determine the halogen atom emission rate prior to the combustion device according to the procedures in §63.115(d)(2)(v).

(d) Exceptions to the requirements specified in other subparts of this part 63—(1) (1) Requirements for performance tests. The requirements specified in paragraphs (d)(1)(i) through (vi) of this section apply instead of or in addition to the requirements for performance testing of control devices as specified in subpart SS of this part.

(i) Conduct gas molecular weight analysis using Method 3, 3A, or 3B in appendix A to 40 CFR part 60. As an alternative to EPA Method 3B for the manual procedures only and not the instrumental procedures, you may use ANSI/ASME PTC 19-10-1981 Part 10 (incorporated by reference, see §63.14) as an acceptable alternative.

(ii) Measure moisture content of the stack gas using Method 4 in appendix A to 40 CFR part 60.

(iii) As an alternative to using Method 18, Method 25/25A, or Method 26/26A of 40 CFR part 60, appendix A, to comply with any of the emission limits specified in Tables 1 through 6 to this subpart you may use the alternatives specified in paragraph (d)(1)(iii)(A) or (B) of this section.

(A) As an alternative to using Method 18, Method 25/25A, or Method 26/26A of 40 CFR part 60, appendix A, you may use Method 320 of appendix A to this part. When using Method 320, you must follow the analyte spiking procedures of section 13 of Method 320, unless you demonstrate that the complete spiking procedure has been conducted at a similar source. As an alternative to Method 320 of appendix A to this part, you may use ASTM Method D6348-12e1 (incorporated by reference, see §63.14), with the caveats that the test plan preparation and implementation in the Annexes to ASTM Method D6348-12e1, Sections A1 through A8 are mandatory; and in ASTM Method D6348-12e1 Annex A5 (Analyte Spiking Technique), the percent (%) R must be determined for each target analyte (Equation A5.5). In order for the test data to be acceptable for a compound, %R must be 70% = R = 130%. If the %R value does not meet this criterion for a target compound, the test data is not acceptable for that compound and the test must be repeated for that analyte (i.e., the sampling and/or analytical procedure should be adjusted before a retest). The %R value for each compound must be reported in the test report, and all field measurements must be corrected with the calculated %R value for that compound by using the following equation:

$$\text{Reported Results} = (\text{Measured Concentration in the Stack} \times 100) / \% R.$$

(B) As an alternative to using EPA Method 18, you may also use ASTM D6420-18 (incorporated by reference, see §63.14), but only when the target compounds are all known and the target compounds are all listed in ASTM D6420-18 as measurable; ASTM D6420-18 should not be used for methane and ethane; and ASTM D6420-18 may not be used as a total VOC method.

(iv) Section 63.997(c)(1) does not apply. For the purposes of this subpart, results of all initial compliance demonstrations must be included in the notification of compliance status report, which is due 150 days after the compliance date, as specified in §63.8075(d)(1).

(v) If you do not have a closed-vent system as defined in §63.981, you must determine capture efficiency using Method 204 of appendix M to 40 CFR part 51 for all stationary process vessels subject to requirements of Table 1 to this subpart.

(vi) You must conduct periodic performance tests and establish the operating limits required by §§63.8005(e), 63.8010(b)(1), and 63.8050(d)(3) within 5 years following the previous performance test. You must conduct the initial or first periodic performance test before August 14, 2023, unless you are already required to complete periodic performance tests as a requirement of renewing your facility's operating permit under 40 CFR part 70 or 71, and have conducted a performance test on or after August 15, 2018. Thereafter you must conduct a performance test no later than 5 years following the previous performance test. Operating limits must be confirmed or reestablished during each performance test.

(2) [Reserved]

**SECTION C. Site Level Requirements**

(3) Periodic verification. For a control device with total inlet HAP emissions less than 1 ton per year (tpy), you must establish at least one operating limit for a parameter that you will measure and record at least once per averaging period (i.e., daily or block) to verify that the control device is operating properly. You may elect to measure the same parameter that is required for control devices that control inlet HAP emissions equal to or greater than 1 tpy. If the parameter will not be measured continuously, you must request approval of your proposed procedure in the precompliance report. You must identify the operating limit or range and the measurement frequency, and you must provide rationale to support how these measurements demonstrate the control device is operating properly.

(4) Continuous emissions monitoring systems. Each continuous emissions monitoring system (CEMS) must be installed, operated, and maintained according to the requirements in §63.8 and paragraphs (d)(4)(i) through (iv) of this section.

(i) Each CEMS must be installed, operated, and maintained according to the applicable Performance Specification of 40 CFR part 60, appendix B, and according to paragraph (d)(4)(ii) of this section, except as specified in paragraph (d)(4)(i)(A) of this section. For any CEMS meeting Performance Specification 8, you must also comply with appendix F, procedure 1 of 40 CFR part 60.

(A) If you wish to use a CEMS other than a Fourier Transform Infrared Spectroscopy (FTIR) meeting the requirements of Performance Specification 15 in appendix B to 40 CFR part 60 or a hydrogen chloride (HCl) CEMS meeting the requirements of Performance Specification 18 in appendix B to 40 CFR part 60 and Quality Assurance Procedure 6 in appendix F to 40 CFR part 60 to measure hydrogen halide and halogen HAP before we promulgate a Performance Specification for such CEMS, you must prepare a monitoring plan and submit it for approval in accordance with the procedures specified in §63.8.

(B) [Reserved]

(ii) You must determine the calibration gases and reporting units for TOC CEMS in accordance with paragraph (d)(4)(ii)(A), (B), or (C) of this section.

(A) For CEMS meeting Performance Specification 9 or 15 requirements, determine the target analyte(s) for calibration using either process knowledge of the control device inlet stream or the screening procedures of Method 18 on the control device inlet stream.

(B) For CEMS meeting Performance Specification 8 used to monitor performance of a combustion device, calibrate the instrument on the predominant organic HAP and report the results as carbon (C1), and use Method 25A or any approved alternative as the reference method for the relative accuracy tests.

(C) For CEMS meeting Performance Specification 8 used to monitor performance of a noncombustion device, determine the predominant organic HAP using either process knowledge or the screening procedures of Method 18 in appendix A-6 to 40 CFR part 60 on the control device inlet stream, calibrate the monitor on the predominant organic HAP, and report the results as C1. Use Method 18, ASTM D6420-18 (incorporated by reference, see §63.14), or any approved alternative as the reference method for the relative accuracy tests, and report the results as C1.

(iii) You must conduct a performance evaluation of each CEMS according to the requirements in 40 CFR 63.8 and according to the applicable Performance Specification of 40 CFR part 60, appendix B, except that the schedule in §63.8(e)(4) does not apply, and the results of the performance evaluation must be included in the notification of compliance status report.

(iv) The CEMS data must be reduced to operating day or operating block averages computed using valid data, except monitoring data also are sufficient to constitute a valid hour of data if measured values are available for at least two of the 15-minute periods during an hour when calibration, quality assurance, or maintenance activities are being performed. An operating block is a period of time from the beginning to end of batch operations in the manufacturing of a coating. Operating block averages may be used only for process vessel data.

(5) Continuous parameter monitoring. The provisions in paragraphs (d)(5)(i) through (iii) of this section apply in addition to the requirements for continuous parameter monitoring system (CPMS) in subpart SS of 40 CFR part 63.

**SECTION C. Site Level Requirements**

(i) You must record the results of each calibration check and all maintenance performed on the CPMS as specified in §63.998(c)(1)(ii)(A).

(ii) When subpart SS of 40 CFR part 63 uses the term a range or operating range of a monitored parameter, it means an operating limit for a monitored parameter for the purposes of this subpart.

(iii) As an alternative to measuring pH as specified in §63.994(c)(1)(i), you may elect to continuously monitor the caustic strength of the scrubber effluent.

(6) Startup, shutdown, and malfunction. Sections 63.998(b)(2)(iii) and (b)(6)(i)(A), which apply to the exclusion of monitoring data collected during periods of startup, shutdown, and malfunction (SSM) from daily averages, do not apply for the purposes of this subpart.

(7) Reporting. (i) When §§63.8005 through 63.8025 reference other subparts in this part 63 that use the term periodic report, it means compliance report for the purposes of this subpart.

(ii) When there are conflicts between this subpart and referenced subparts for the due dates of reports required by this subpart, reports must be submitted according to the due dates presented in this subpart.

(iii) Excused excursions, as defined in subpart SS of 40 CFR part 63, are not allowed.

(8) Quality control program. Beginning no later than the compliance dates specified in §63.7995(e), in lieu of the requirements specified in §63.8(d)(3), you must keep the written quality control program procedures required by §63.8(d)(2) on record for the life of the affected source or until the affected source is no longer subject to the provisions of this part, to be made available for inspection, upon request, by the Administrator. If the performance evaluation plan is revised, you shall keep previous (i.e., superseded) versions of the performance evaluation plan on record to be made available for inspection, upon request, by the Administrator, for a period of 5 years after each revision to the plan. The program of corrective action should be included in the plan required under §63.8(d)(2).

(e) General duty. Beginning no later than August 14, 2023, at all times, you must operate and maintain any affected source, including associated air pollution control equipment and monitoring equipment, in a manner consistent with safety and good air pollution control practices for minimizing emissions. The general duty to minimize emissions does not require you to make any further efforts to reduce emissions if levels required by the applicable standard have been achieved. Determination of whether a source is operating in compliance with operation and maintenance requirements will be based on information available to the Administrator which may include, but is not limited to, monitoring results, review of operation and maintenance procedures, review of operation and maintenance records, and inspection of the source.

(f) Removal of startup, shutdown, and malfunction requirements. Beginning on the compliance dates specified in §63.7995(e), the referenced provisions specified in paragraphs (f)(1) through (22) of this section do not apply when demonstrating compliance with this subpart through referenced provisions of subparts SS, UU, and TT of this part.

(1) Section 63.983(a)(5).

(2) The phrase “except during periods of start-up, shutdown and malfunction as specified in the referencing subpart” in §63.984(a).

(3) The phrase “except during periods of start-up, shutdown and malfunction as specified in the referencing subpart” in §63.985(a).

(4) The phrase “other than start-ups, shutdowns, or malfunctions” in §63.994(c)(1)(ii)(D).

(5) Section 63.996(c)(2)(ii).

(6) Section 63.997(e)(1)(i).

(7) The term “breakdowns” from §63.998(b)(2)(i).

**SECTION C. Site Level Requirements**

- (8) Section 63.998(b)(2)(iii).
- (9) The phrase “other than periods of startups, shutdowns, and malfunctions” from §63.998(b)(5)(i)(A).
- (10) The phrase “other than periods of startups, shutdowns, and malfunctions” from §63.998(b)(5)(i)(C).
- (11) The phrase “, except as provided in paragraphs (b)(6)(i)(A) and (B) of this section” from §63.998(b)(6)(i).
- (12) The second sentence of §63.998(b)(6)(ii).
- (13) Section 63.998(c)(1)(ii)(D), (E), (F), and (G).
- (14) Section 63.998(d)(1)(ii).
- (15) Section 63.998(d)(3)(i) and (ii).
- (16) The phrase “may be included as part of the startup, shutdown, and malfunction plan, as required by the referencing subpart for the source, or” from §63.1005(e)(4)(i).
- (17) The phrase “(except periods of startup, shutdown, or malfunction)” from §63.1007(e)(1)(ii)(A).
- (18) The phrase “(except during periods of startup, shutdown, or malfunction)” from §63.1009(e)(1)(i)(A).
- (19) The phrase “(except during periods of startup, shutdown, or malfunction)” from §63.1012(b)(1).
- (20) The phrase “(except periods of startup, shutdown, or malfunction)” from §63.1026(e)(1)(ii)(A).
- (21) The phrase “(except periods of startup, shutdown, or malfunction)” from §63.1028(e)(1)(i)(A).
- (22) The phrase “(except periods of startup, shutdown, or malfunction)” from §63.1031(b)(1).

[68 FR 69185, Dec. 11, 2003, as amended at 70 FR 25681, May 13, 2005; 85 FR 49741, Aug. 14, 2020; 85 FR 75235, Nov. 25, 2020]

052 [40 CFR Part 63 NESHAPS for Source Categories §40 CFR 63.8005]

Subpart HHHHH - National Emission Standards for Hazardous Air Pollutants: Miscellaneous Coating Manufacturing
What requirements apply to my process vessels?

(a) General. (1) You must meet each emission limit and work practice standard in Table 1 to this subpart that applies to you, and you must meet each applicable requirement specified in §63.8000(b), except as specified in paragraphs (a)(1)(i) and (ii) of this section.

(i) You are not required to meet the emission limits and work practice standards in Table 1 to this subpart if you comply with §63.8050 or §63.8055.

(ii) You must meet the emission limits and work practice standards in Table 1 to this subpart for emissions from automatic cleaning operations. You are not required to meet the emission limits and work practice standards in Table 1 to this subpart for emissions from cleaning operations that are conducted manually.

(2) For each control device used to comply with Table 1 to this subpart, you must comply with subpart SS of this part as specified in §63.8000(c), except as specified in §63.8000(d) and (f) and paragraphs (b) through (g) of this section.

(b) When subpart SS of this part 63 refers to process vents, it means process vessel vents for the purposes of this section.

(c) Process condensers, as defined in §63.1251, are not considered to be control devices for process vessels.

(d) Initial compliance. (1) To demonstrate initial compliance with a percent reduction emission limit in Table 1 to this



SECTION C. Site Level Requirements

subpart, you must conduct the performance test or design evaluation under conditions as specified in §63.7(e)(1), except as specified in paragraph (d)(5) of this section, and except that the performance test or design evaluation must be conducted under worst-case conditions. Also, the performance test for a control device used to control emissions from process vessels must be conducted according to §63.1257(b)(8), including the submittal of a site-specific test plan for approval prior to testing. The requirements in §63.997(e)(1)(i) and (iii) also do not apply for performance tests conducted to determine compliance with the emission limits for process vessels.

(2) For the initial compliance demonstration for condensers, you must determine uncontrolled emissions using the procedures specified in §63.1257(d)(2), and you must determine controlled emissions using the procedures specified in §63.1257(d)(3)(i)(B) and (iii).

(3) You must demonstrate that each process condenser is properly operated according to the procedures specified in §63.1257(d)(2)(i)(C)(4)(ii) and (d)(3)(iii)(B). The reference in §63.1257(d)(3)(iii)(B) to the alternative standard in §63.1254(c) does not apply for the purposes of this subpart. As an alternative to measuring the exhaust gas temperature, as required by §63.1257(d)(3)(iii)(B), you may elect to measure the liquid temperature in the receiver.

(4) You must conduct a performance test or compliance demonstration equivalent to an initial compliance demonstration within 360 hours of a change in operating conditions that are not considered to be within the previously established worst-case conditions.

(5) Beginning on the compliance dates specified in §63.7995(e), §63.7(e)(1) no longer applies and performance tests shall be conducted under such conditions as the Administrator specifies to the owner or operator based on representative performance of the affected source for the period being tested. Representative conditions exclude periods of startup and shutdown unless specified by the Administrator or an applicable subpart. The owner or operator may not conduct performance tests during periods of malfunction. The owner or operator must record the process information that is necessary to document operating conditions during the test and include in such record an explanation to support that such conditions represent normal operation. Upon request, the owner or operator shall make available to the Administrator such records as may be necessary to determine the conditions of performance tests.

(e) Establishing operating limits. You must establish operating limits under the conditions required for your initial compliance demonstration and periodic performance tests, except you may elect to establish operating limit(s) for conditions other than those under which a performance test was conducted as specified in paragraph (e)(1) of this section and, if applicable, paragraph (e)(2) of this section.

(1) The operating limits may be based on the results of the performance test and supplementary information such as engineering assessments and manufacturer's recommendations. These limits may be established for conditions as unique as individual emission episodes. You must provide rationale in the precompliance report for the specific level for each operating limit, including any data and calculations used to develop the limit and a description of why the limit indicates proper operation of the control device. The procedures provided in this paragraph (e)(1) have not been approved by the Administrator and determination of the operating limit using these procedures is subject to review and approval by the Administrator.

(2) If you elect to establish separate operating limits for different emission episodes, you must maintain records as specified in §63.8080(g) of each point at which you change from one operating limit to another, even if the duration of the monitoring for an operating limit is less than 15 minutes.

(f) Averaging periods. If you elect to establish separate operating limits for different emission episodes, you may elect to determine operating block averages instead of the daily averages specified in §63.998(b)(3). An operating block is a period of time that is equal to the time from the beginning to end of an emission episode or sequence of emission episodes.

(g) Flow indicators. If flow to a control device could be intermittent or bypassed, you must install, calibrate, and operate a flow indicator at the inlet or outlet of the control device to identify periods of no flow, or you must comply with the alternatives requirements of paragraph (g)(1) or (2) of this section. Periods of no flow may not be used in daily or block averages. You must perform a flow meter verification check annually for at least two points: One at the instrument's zero and the other at the instrument's span.

**SECTION C. Site Level Requirements**

(1) You must use a valve position or bypass damper position indicator that provides a continuous reading and record of the bypass valve or damper position when the control device is in operation. You must inspect the monitoring system semiannually to verify that the monitor will indicate valve position.

(2) You must secure the bypass line valve or bypass damper in the non-diverting position with a car-seal or a lock-and-key type configuration. You must visually inspect the seal or closure mechanism at least once every month to ensure that the valve is maintained in the non-diverting position and that the vent stream is not diverted through the bypass line. You must also record the occurrence of all periods when the seal or closure mechanism is broken, or the key for a lock-and-key type lock has been checked out.

(h) Bypass. Beginning no later than the compliance date specified in §63.7995(e), when determining compliance with the percent emission reduction requirements in Table 1 to this subpart, you must account for the time that the control device was bypassed. You must use Equation 1 to this section to determine the allowable total hours of bypass for each semi-annual compliance period. To demonstrate compliance, the actual total hours of bypass must not exceed the allowable total hours of bypass calculated by Equation 1 to this section.

$$T_{byp} = (R - OCE) / R * Top \quad \text{Eq. 1}$$

T_{byp} = Total allowable source operating time (hours) when the control device for stationary process vessels can be bypassed during the semiannual compliance period for any reason.

R = Control efficiency of control device, percent, as determined by Equation 6 in §63.997(e)(2)(iv)(C).

OCE = The applicable percent emission reduction requirement in Table 1 to this subpart.

Top = Total source operating time (hours) for stationary process vessels during the semiannual compliance period.

[68 FR 69185, Dec. 11, 2003, as amended at 70 FR 25681, May 13, 2005; 85 FR 49743, Aug. 14, 2020]

053 [40 CFR Part 63 NESHAPS for Source Categories §40 CFR 63.8010]

Subpart HHHHH - National Emission Standards for Hazardous Air Pollutants: Miscellaneous Coating Manufacturing
What requirements apply to my storage tanks?

(a) Introduction. You must meet each emission limit in Table 2 to this subpart that applies to your storage tanks, and you must meet each applicable requirement specified in §63.8000(b). For each control device used to comply with Table 2 to this subpart, you must comply with subpart SS of this part as specified in §63.8000(c), except as specified in §63.8000(d) and (f) and paragraphs (b) through (d) of this section.

(b) Exceptions to subparts SS and WW of this part 63. (1) If you conduct a performance test or design evaluation for a control device used to control emissions only from storage tanks, you must establish operating limits, conduct monitoring, and keep records using the same procedures as required in subpart SS of this part 63 for control devices used to reduce emissions from process vents instead of the procedures specified in §§63.985(c), 63.998(d)(2)(i), and 63.999(b)(2).

(2) When the term storage vessel is used in subparts SS and WW of this part 63, the term storage tank, as defined in §63.8105 applies for the purposes of this subpart.

(c) Planned routine maintenance. The emission limits in Table 2 to this subpart for control devices used to control emissions from storage tanks do not apply during periods of planned routine maintenance. Periods of planned routine maintenance of each control device, during which the control device does not meet the emission limit specified in Table 2 to this subpart, must not exceed 240 hours per year (hr/yr). You may submit an application to the Administrator requesting an extension of this time limit to a total of 360 hr/yr. The application must explain why the extension is needed, it must indicate that no material will be added to the storage tank between the time the 240 hr/yr limit is exceeded and the control device is again operational, and it must be submitted at least 60 days before the 240 hr/yr limit will be exceeded.

(d) Vapor balancing alternative. As an alternative to the emission limits specified in Table 2 to this subpart, you may elect to implement vapor balancing in accordance with §63.1253(f), except as specified in paragraphs (d)(1) and (2) of this section.

(1) To comply with §63.1253(f)(6)(i), the owner or operator of an offsite cleaning and reloading facility must comply with §§63.7995 through 63.8105 instead of complying with §63.1253(f)(7)(ii).

**SECTION C. Site Level Requirements**

(2) You may elect to set a pressure relief device to a value less than the 2.5 psig required in §63.1253(f)(5) if you provide rationale in your notification of compliance status report explaining why the alternative value is sufficient to prevent breathing losses at all times.

[68 FR 69185, Dec. 11, 2003, as amended at 85 FR 49743, Aug. 14, 2020]

054 [40 CFR Part 63 NESHAPS for Source Categories §40 CFR 63.8015]**Subpart HHHHH - National Emission Standards for Hazardous Air Pollutants: Miscellaneous Coating Manufacturing
What requirements apply to my equipment leaks?**

(a) You must meet each requirement in Table 3 to this subpart that applies to your equipment leaks, except as specified in paragraphs (b) through (d) of this section.

[Table 3 to Subpart HHHHH of Part 63]

1. For all equipment that is in organic HAP service at an existing source, you must...

a. Comply with the requirements in §§63.424(a) through (d) and 63.428(e), (f), and (h)(4) [Source 301], except as specified in §63.8015(b); or

b. Comply with the requirements of subpart TT of this part [Source 300], except as specified in §63.8000(f); or

c. Comply with the requirements of subpart UU of this part [Source 302], except as specified in §§63.8000(f) and 63.8015(c) and (d).

2. For all equipment that is in organic HAP service at a new source, you must...

a. Comply with the requirements of subpart TT of this part [Source 300], except as specified in §63.8000(f); or

b. Comply with the requirements of subpart UU of this part [Source 302], except as specified in §§63.8000(f) and 63.8015(c) and (d).

[85 FR 49747, Aug. 14, 2020]

(b) - (d) [Do not apply]

[68 FR 69185, Dec. 11, 2003, as amended at 70 FR 25681, May 13, 2005]

055 [40 CFR Part 63 NESHAPS for Source Categories §40 CFR 63.8020]**Subpart HHHHH - National Emission Standards for Hazardous Air Pollutants: Miscellaneous Coating Manufacturing
What requirements apply to my wastewater streams?**

[The requirements dealing with Wastewater Streams, under Subpart HHHHH, are listed in Source ID: 10800 - "B" Waste Bulk Tank]

056 [40 CFR Part 63 NESHAPS for Source Categories §40 CFR 63.8050]**Subpart HHHHH - National Emission Standards for Hazardous Air Pollutants: Miscellaneous Coating Manufacturing
How do I comply with emissions averaging for stationary process vessels at existing sources?**

(a) As an alternative to complying with the requirements in Table 1 to this subpart for each individual stationary process vessel, you may elect to comply with emissions averaging for stationary process vessels greater than or equal to 250 gallons (gal) at your existing affected source as specified in paragraphs (b) through (e) of this section.

(b) General requirements. (1) [Does not apply]

(2) All stationary process vessels in an emissions averaging group must be equipped with a tightly-fitting vented cover.

(c) Initial compliance. To demonstrate initial compliance with the emissions averaging alternative, you must comply with the provisions in paragraphs (c)(1) through (4) of this section.

**SECTION C. Site Level Requirements**

(1) Estimate uncontrolled emissions from each affected stationary process vessel in pounds per batch using the procedures specified in §63.1257(d)(2), except as specified in paragraphs (c)(1)(i) and (ii) of this section. For the purposes of this section, uncontrolled emissions means the emissions from the vessel if it were equipped only with a tightly-fitting vented cover. You must identify the range of typical operating parameters and perform the calculation using the values that result in the highest emissions, and you must document the operating parameters and resulting emissions calculations in the precompliance report.

(i) - (ii) [Do not apply]

(2) Estimate controlled emissions in pounds per batch for each vessel as specified in paragraphs (c)(2)(i) through (iii) of this section.

(i) Except as specified in paragraphs (c)(2)(ii) and (iii) of this section, estimate controlled emissions as if the vessel were controlled in compliance with entry 2.b.i. in Table 1 to this subpart.

[Table 1 to Subpart HHHHH of Part 63]

2.b.i. Reduce emissions of organic HAP with a vapor pressure ≥ 0.6 kPa by ≥ 75 percent by weight, and reduce emissions of organic HAP with a vapor pressure < 0.6 kPa by ≥ 60 percent by weight, by venting emissions through a closed-vent system to any combination of control devices (except a flare);

(ii) - (iii) [Do not apply]

(3) Determine actual emissions in pounds per batch for each vessel in accordance with paragraph (c)(3)(i), (ii), or (iii) of this section, as applicable.

(i) [Does not apply]

(ii) If emissions are routed through a closed-vent system to any control device other than a condenser, determine actual emissions after determining the efficiency of the control device using the procedures in subpart SS of this part as specified in §63.8000(c).

(iii) If the vessel is vented to the atmosphere, then actual emissions are equal to the uncontrolled emissions estimated in accordance with paragraph (c)(1) of this section.

(4) [Does not apply]

(d) Continuous compliance. (1) Maintain a monthly log of the number of batches produced that can be correlated with the emissions estimates per batch developed in accordance with paragraph (c) of this section.

(2) Sum the actual emissions for all of the process vessels in the emissions averaging group every three months, with the first 3-month period beginning on the compliance date, and compare the resulting total with the total emissions for the vessels calculated in accordance with paragraph (c)(2) of this section. Compliance is demonstrated if the sum of the actual emissions is less than the emissions estimated in accordance with paragraph (c)(2) of this section.

(3) For control devices, establish operating limits and monitor as specified in §63.8000.

(e) Recordkeeping and reporting. Comply with §§63.8070, 63.8075, and 63.8080.

[68 FR 69185, Dec. 11, 2003, as amended at 70 FR 25682, May 13, 2005; 85 FR 49744, Aug. 14, 2020]

057 [40 CFR Part 63 NESHAPS for Source Categories §40 CFR 63.8090]

Subpart HHHHH - National Emission Standards for Hazardous Air Pollutants: Miscellaneous Coating Manufacturing
What compliance options do I have if part of my plant is subject to both this subpart and another subpart?

(a) Compliance with 40 CFR parts 264 and 265, subparts AA, BB, and/or CC. (1) After the compliance dates specified in §63.7995, if a control device that you use to comply with this subpart is also subject to monitoring, recordkeeping, and

**SECTION C. Site Level Requirements**

reporting requirements in 40 CFR part 264, subpart AA, BB, or CC; or the monitoring and recordkeeping requirements in 40 CFR part 265, subpart AA, BB, or CC; and you comply with the periodic reporting requirements under 40 CFR part 264, subpart AA, BB, or CC that would apply to the device if your facility had final-permitted status, you may elect to comply either with the monitoring, recordkeeping, and reporting requirements of this subpart; or with the monitoring and recordkeeping requirements in 40 CFR part 264 or 265 and the reporting requirements in 40 CFR part 264, as described in this paragraph (a), which constitute compliance with the monitoring, recordkeeping, and reporting requirements of this subpart. If you elect to comply with the monitoring, recordkeeping, and reporting requirements in 40 CFR parts 264 and/or 265, you must report the information required for the compliance report in §63.8075(e), and you must identify in the notification of compliance status report required by §63.8075(d) the monitoring, recordkeeping, and reporting authority under which you will comply.

(2) After the compliance dates specified in this section, if any equipment at an affected source that is subject to this subpart is also subject to 40 CFR part 264, subpart BB or to 40 CFR part 265, subpart BB, then compliance with the recordkeeping and reporting requirements of 40 CFR part 264 and/or 265 may be used to comply with the recordkeeping and reporting requirements of §63.1255, to the extent that the requirements of 40 CFR part 264 and/or 265 duplicate the requirements of this subpart. You must identify in the notification of compliance status report required by §63.8075(d) if you will comply with the recordkeeping and reporting authority under 40 CFR part 264 and/or 265.

(b) Compliance with 40 CFR part 60, subpart Kb. After the compliance dates specified in §63.7995, you are in compliance with this subpart for any storage tank that is assigned to miscellaneous coating manufacturing operations and that is both controlled with a floating roof and in compliance with the provisions of 40 CFR part 60, subpart Kb. You are in compliance with this subpart if you have a storage tank with a fixed roof, closed-vent system, and control device in compliance with 40 CFR part 60, subpart Kb, and you are in compliance with the monitoring, recordkeeping, and reporting requirements in this subpart. You must also identify in your notification of compliance status report required by §63.8075(d) which storage tanks are in compliance with 40 CFR part 60, subpart Kb.

(c) Compliance with 40 CFR part 63, subpart FFFF. After the compliance dates specified in §63.7995, an affected source under this subpart HHHHH that includes equipment that is also part of an affected source under 40 CFR part 63, subpart FFFF is deemed in compliance with this subpart HHHHH if all of the conditions specified in paragraphs (c)(1) through (5) of this section are met.

(1) Equipment used for both miscellaneous coating manufacturing operations and as part of a miscellaneous organic chemical manufacturing process unit (MCPU), as defined in §63.2435, must be part of a process unit group developed in accordance with the provisions in §63.2535(l).

(2) For the purposes of complying with §63.2535(l), a miscellaneous coating manufacturing “process unit” consists of all coating manufacturing equipment that is also part of an MCPU in the process unit group. All miscellaneous coating manufacturing operations that are not part of a process unit group must comply with the requirements of this subpart HHHHH.

(3) The primary product for a process unit group that includes miscellaneous coating manufacturing equipment must be organic chemicals as described in §63.2435(b)(1).

(4) The process unit group must be in compliance with the requirements in 40 CFR part 63, subpart FFFF as specified in §63.2535(l)(3)(i) no later than the applicable compliance dates specified in §63.2445.

(5) You must include in the notification of compliance status report required in §63.8070(d) the records as specified in §63.2535(l)(1) through (3).

[68 FR 69185, Dec. 11, 2003, as amended at 71 FR 58503, Oct. 4, 2006; 85 FR 49747, Aug. 14, 2020]

058 [40 CFR Part 63 NESHAPS for Source Categories §40 CFR 63.8095]

Subpart HHHHH - National Emission Standards for Hazardous Air Pollutants: Miscellaneous Coating Manufacturing
What parts of the General Provisions apply to me?

Table 10 to this subpart shows which parts of the General Provisions in § 63.1 through 63.15 apply to you. [Refer to Table 10 to Subpart HHHHH of Part 63.]

**SECTION C. Site Level Requirements****# 059 [40 CFR Part 63 NESHAPS for Source Categories §40 CFR 63.8100]****Subpart HHHHH - National Emission Standards for Hazardous Air Pollutants: Miscellaneous Coating Manufacturing**
Who implements and enforces this subpart?

(a) This subpart can be implemented and enforced by us, the U.S. Environmental Protection Agency (U.S. EPA), or a delegated authority such as your State, local, or tribal agency. If the U.S. EPA Administrator has delegated authority to your State, local, or tribal agency, then that agency also has the authority to implement and enforce this subpart. You should contact your U.S. EPA Regional Office to find out if this subpart is delegated to your State, local, or tribal agency.

(b) In delegating implementation and enforcement authority of this subpart to a State, local, or tribal agency under 40 CFR part 63, subpart E, the authorities contained in paragraphs (b)(1) through (4) of this section are retained by the Administrator of U.S. EPA and are not delegated to the State, local, or tribal agency.

- (1) Approval of alternatives to the non-opacity emission limits and work practice standards in §63.8000(a) under §63.6(g).
- (2) Approval of major alternatives to test methods under §63.7(e)(2)(ii) and (f) and as defined in §63.90.
- (3) Approval of major alternatives to monitoring under §63.8(f) and as defined in §63.90.
- (4) Approval of major alternatives to recordkeeping and reporting under §63.10(f) and as defined in §63.90.

060 [40 CFR Part 63 NESHAPS for Source Categories §40 CFR 63.8105]**Subpart HHHHH - National Emission Standards for Hazardous Air Pollutants: Miscellaneous Coating Manufacturing**
What definitions apply to this subpart?

[Refer to 40 CFR §63.8105 for definitions applicable to Subpart HHHHH.]

061 [40 CFR Part 63 NESHAPS for Source Categories §40 CFR 63.983]**Subpart SS - National Emission Standards for Closed Vent Systems, Control Devices, Recovery Devices and Routing to a Fuel Gas System or a Process**
Closed vent systems.

(a) Closed vent system equipment and operating requirements. Except for closed vent systems operated and maintained under negative pressure, the provisions of this paragraph apply to closed vent systems collecting regulated material from a regulated source.

(1) Collection of emissions. Each closed vent system shall be designed and operated to collect the regulated material vapors from the emission point, and to route the collected vapors to a control device.

(2) Period of operation. Closed vent systems used to comply with the provisions of this subpart shall be operated at all times when emissions are vented to, or collected by, them.

(3) Bypass monitoring. Except for equipment needed for safety purposes such as pressure relief devices, low leg drains, high point bleeds, analyzer vents, and open-ended valves or lines, the owner or operator shall comply with the provisions of either paragraphs (a)(3)(i) or (ii) of this section for each closed vent system that contains bypass lines that could divert a vent stream to the atmosphere.

(i) Properly install, maintain, and operate a flow indicator that is capable of taking periodic readings. Records shall be generated as specified in §63.998(d)(1)(ii)(A). The flow indicator shall be installed at the entrance to any bypass line.

(ii) Secure the bypass line valve in the non-diverting position with a car-seal or a lock-and-key type configuration. Records shall be generated as specified in §63.998(d)(1)(ii)(B).

(4) Loading arms at transfer racks. Each closed vent system collecting regulated material from a transfer rack shall be designed and operated so that regulated material vapors collected at one loading arm will not pass through another loading arm in the rack to the atmosphere.

(5) Pressure relief devices in a transfer rack's closed vent system. The owner or operator of a transfer rack subject to the provisions of this subpart shall ensure that no pressure relief device in the transfer rack's closed vent system shall open to

**SECTION C. Site Level Requirements**

the atmosphere during loading. Pressure relief devices needed for safety purposes are not subject to this paragraph.

(b) Closed vent system inspection and monitoring requirements. The provisions of this subpart apply to closed vent systems collecting regulated material from a regulated source. Inspection records shall be generated as specified in §63.998(d)(1)(iii) and (iv) of this section.

(1) Except for any closed vent systems that are designated as unsafe or difficult to inspect as provided in paragraphs (b)(2) and (3) of this section, each closed vent system shall be inspected as specified in paragraph (b)(1)(i) or (ii) of this section.

(i) [Does not apply]

(ii) If the closed vent system is constructed of ductwork, the owner or operator shall conduct an initial and annual inspection according to the procedures in paragraph (c) of this section.

(2) Any parts of the closed vent system that are designated, as described in §63.998(d)(1)(i), as unsafe to inspect are exempt from the inspection requirements of paragraph (b)(1) of this section if the conditions of paragraphs (b)(2)(i) and (ii) of this section are met.

(i) The owner or operator determines that the equipment is unsafe-to-inspect because inspecting personnel would be exposed to an imminent or potential danger as a consequence of complying with paragraph (b)(1) of this section; and

(ii) The owner or operator has a written plan that requires inspection of the equipment as frequently as practical during safe-to-inspect times. Inspection is not required more than once annually.

(3) Any parts of the closed vent system that are designated, as described in §63.998(d)(1)(i), as difficult-to-inspect are exempt from the inspection requirements of paragraph (b)(1) of this section if the provisions of paragraphs (b)(3)(i) and (ii) of this section apply.

(i) The owner or operator determines that the equipment cannot be inspected without elevating the inspecting personnel more than 2 meters (7 feet) above a support surface; and

(ii) The owner or operator has a written plan that requires inspection of the equipment at least once every 5 years.

(4) For each bypass line, the owner or operator shall comply with paragraph (b)(4)(i) or (ii) of this section.

(i) If a flow indicator is used, take a reading at least once every 15 minutes.

(ii) If the bypass line valve is secured in the non-diverting position, visually inspect the seal or closure mechanism at least once every month to verify that the valve is maintained in the non-diverting position, and the vent stream is not diverted through the bypass line.

(c) Closed vent system inspection procedures. The provisions of this paragraph apply to closed vent systems collecting regulated material from a regulated source.

(1) Each closed vent system subject to this paragraph shall be inspected according to the procedures specified in paragraphs (c)(1)(i) through (vii) of this section.

(i) Inspections shall be conducted in accordance with Method 21 of 40 CFR part 60, appendix A, except as specified in this section.

(ii) Except as provided in (c)(1)(iii) of this section, the detection instrument shall meet the performance criteria of Method 21 of 40 CFR part 60, appendix A, except the instrument response factor criteria in section 3.1.2(a) of Method 21 must be for the representative composition of the process fluid and not of each individual VOC in the stream. For process streams that contain nitrogen, air, water, or other inerts that are not organic HAP or VOC, the representative stream response factor must be determined on an inert-free basis. The response factor may be determined at any concentration for which the

**SECTION C. Site Level Requirements**

monitoring for leaks will be conducted.

(iii) If no instrument is available at the plant site that will meet the performance criteria of Method 21 specified in paragraph (c)(1)(ii) of this section, the instrument readings may be adjusted by multiplying by the representative response factor of the process fluid, calculated on an inert-free basis as described in paragraph (c)(1)(ii) of this section.

(iv) The detection instrument shall be calibrated before use on each day of its use by the procedures specified in Method 21 of 40 CFR part 60, appendix A.

(v) Calibration gases shall be as specified in paragraphs (c)(1)(v)(A) through (C) of this section.

(A) Zero air (less than 10 parts per million hydrocarbon in air); and

(B) Mixtures of methane in air at a concentration less than 10,000 parts per million. A calibration gas other than methane in air may be used if the instrument does not respond to methane or if the instrument does not meet the performance criteria specified in paragraph (c)(1)(ii) of this section. In such cases, the calibration gas may be a mixture of one or more of the compounds to be measured in air.

(C) If the detection instrument's design allows for multiple calibration scales, then the lower scale shall be calibrated with a calibration gas that is no higher than 2,500 parts per million.

(vi) An owner or operator may elect to adjust or not adjust instrument readings for background. If an owner or operator elects not to adjust readings for background, all such instrument readings shall be compared directly to 500 parts per million to determine whether there is a leak. If an owner or operator elects to adjust instrument readings for background, the owner or operator shall measure background concentration using the procedures in this section. The owner or operator shall subtract the background reading from the maximum concentration indicated by the instrument.

(vii) If the owner or operator elects to adjust for background, the arithmetic difference between the maximum concentration indicated by the instrument and the background level shall be compared with 500 parts per million for determining whether there is a leak.

(2) The instrument probe shall be traversed around all potential leak interfaces as described in Method 21 of 40 CFR part 60, appendix A.

(3) Except as provided in paragraph (c)(4) of this section, inspections shall be performed when the equipment is in regulated material service, or in use with any other detectable gas or vapor.

(4) [Does not apply]

(d) Closed vent system leak repair provisions. The provisions of this paragraph apply to closed vent systems collecting regulated material from a regulated source.

(1) If there are visible, audible, or olfactory indications of leaks at the time of the annual visual inspections required by paragraph (b)(1)(i)(B) of this section, the owner or operator shall follow the procedure specified in either paragraph (d)(1)(i) or (ii) of this section.

(i) The owner or operator shall eliminate the leak.

(ii) The owner or operator shall monitor the equipment according to the procedures in paragraph (c) of this section.

(2) Leaks, as indicated by an instrument reading greater than 500 parts per million by volume above background or by visual inspections, shall be repaired as soon as practical, except as provided in paragraph (d)(3) of this section. Records shall be generated as specified in §63.998(d)(1)(iii) when a leak is detected.

(i) A first attempt at repair shall be made no later than 5 days after the leak is detected.

**SECTION C. Site Level Requirements**

(ii) Except as provided in paragraph (d)(3) of this section, repairs shall be completed no later than 15 days after the leak is detected or at the beginning of the next introduction of vapors to the system, whichever is later.

(3) Delay of repair of a closed vent system for which leaks have been detected is allowed if repair within 15 days after a leak is detected is technically infeasible or unsafe without a closed vent system shutdown, as defined in §63.981, or if the owner or operator determines that emissions resulting from immediate repair would be greater than the emissions likely to result from delay of repair. Repair of such equipment shall be completed as soon as practical, but not later than the end of the next closed vent system shutdown.

[64 FR 34866, June 29, 1999, as amended at 64 FR 63705, Nov. 22, 1999; 67 FR 46277, July 12, 2002]

[The applicability of 40 CFR Part 63, Subpart SS is referenced by 40 CFR 63.8000]

062 [40 CFR Part 63 NESHAPS for Source Categories §40 CFR 63.988]

Subpart SS - National Emission Standards for Closed Vent Systems, Control Devices, Recovery Devices and Routing to a Fuel Gas System or a Process Incinerators, boilers, and process heaters.

(a) Equipment and operating requirements. (1) Owners or operators using incinerators, boilers, or process heaters to meet a weight-percent emission reduction or parts per million by volume outlet concentration requirement specified in a referencing subpart shall meet the requirements of this section.

(2) Incinerators, boilers, or process heaters used to comply with the provisions of a referencing subpart and this subpart shall be operated at all times when emissions are vented to them.

(3) [Does not apply]

(b) Performance test requirements. (1) Except as specified in §63.997(b), and paragraph (b)(2) of this section, the owner or operator shall conduct an initial performance test of any incinerator, boiler, or process heater used to comply with the provisions of a referencing subpart and this subpart according to the procedures in §63.997. Performance test records shall be kept as specified in §63.998(a)(2) and a performance test report shall be submitted as specified in §63.999(a)(2). As provided in §63.985(b)(1), a design evaluation may be used as an alternative to the performance test for storage vessels and low throughput transfer rack controls. As provided in §63.986(b), no performance test is required for equipment leaks.

(2) [Does not apply]

(c) Incinerator, boiler, and process heater monitoring requirements. Where an incinerator, boiler, or process heater is used, a temperature monitoring device capable of providing a continuous record that meets the provisions specified in paragraph (c)(1), (2), or (3) of this section is required. Any boiler or process heater in which all vent streams are introduced with primary fuel or are used as the primary fuel is exempt from monitoring. Monitoring results shall be recorded as specified in §63.998(b) and (c), as applicable. General requirements for monitoring and continuous parameter monitoring systems are contained in the referencing subpart and §3.996.

(1) Where an incinerator other than a catalytic incinerator is used, a temperature monitoring device shall be installed in the fire box or in the ductwork immediately downstream of the fire box in a position before any substantial heat exchange occurs.

(2) - (3) [Do not apply]

[The applicability of 40 CFR Part 63, Subpart SS is referenced by 40 CFR 63.8000]

063 [40 CFR Part 63 NESHAPS for Source Categories §40 CFR 63.996]

Subpart SS - National Emission Standards for Closed Vent Systems, Control Devices, Recovery Devices and Routing to a Fuel Gas System or a Process General monitoring requirements for control and recovery devices.

(a) General monitoring requirements applicability. (1) This section applies to the owner or operator of a regulated source

**SECTION C. Site Level Requirements**

required to monitor under this subpart.

(2) [Does not apply]

(3) Flow indicators are not subject to the requirements of this section.

(b) Conduct of monitoring. (1) Monitoring shall be conducted as set forth in this section and in the relevant sections of this subpart unless the provision in either paragraph (b)(1)(i) or (ii) of this section applies.

(i) The Administrator specifies or approves the use of minor changes in methodology for the specified monitoring requirements and procedures; or

(ii) The Administrator approves the use of alternatives to any monitoring requirements or procedures as provided in the referencing subpart or paragraph (d) of this section.

(2) When one CPMS is used as a backup to another CPMS, the owner or operator shall report the results from the CPMS used to meet the monitoring requirements of this subpart. If both such CPMS's are used during a particular reporting period to meet the monitoring requirements of this subpart, then the owner or operator shall report the results from each CPMS for the time during the six month period that the instrument was relied upon to demonstrate compliance.

(c) Operation and maintenance of continuous parameter monitoring systems. (1) All monitoring equipment shall be installed, calibrated, maintained, and operated according to manufacturer's specifications or other written procedures that provide adequate assurance that the equipment would reasonably be expected to monitor accurately.

(2) The owner or operator of a regulated source shall maintain and operate each CPMS as specified in this section, or in a relevant subpart, and in a manner consistent with good air pollution control practices.

(i) The owner or operator of a regulated source shall ensure the immediate repair or replacement of CPMS parts to correct "routine" or otherwise predictable CPMS malfunctions. The necessary parts for routine repairs of the affected equipment shall be readily available.

(ii) If under the referencing subpart, an owner or operator has developed a start-up, shutdown, and malfunction plan, the plan is followed, and the CPMS is repaired immediately, this action shall be recorded as specified in §63.998(c)(1)(ii)(E).

(iii) The Administrator's determination of whether acceptable operation and maintenance procedures are being used for the CPMS will be based on information that may include, but is not limited to, review of operation and maintenance procedures, operation and maintenance records as specified in §63.998(c)(1)(i) and (ii), manufacturer's recommendations and specifications, and inspection of the CPMS.

(3) All CPMS's shall be installed and operational, and the data verified as specified in this subpart either prior to or in conjunction with conducting performance tests. Verification of operational status shall, at a minimum, include completion of the manufacturer's written specifications or recommendations for installation, operation, and calibration of the system or other written procedures that provide adequate assurance that the equipment would reasonably be expected to monitor accurately.

(4) All CPMS's shall be installed such that representative measurements of parameters from the regulated source are obtained.

(5) In accordance with the referencing subpart, except for system breakdowns, repairs, maintenance periods, instrument adjustments, or checks to maintain precision and accuracy, calibration checks, and zero and span adjustments, all continuous parameter monitoring systems shall be in continuous operation when emissions are being routed to the monitored device.

(6) The owner or operator shall establish a range for monitored parameters that indicates proper operation of the control or recovery device. In order to establish the range, the information required in §63.999(b)(3) shall be submitted in the Notification of Compliance Status or the operating permit application or amendment. The range may be based upon a prior

**SECTION C. Site Level Requirements**

performance test meeting the specifications of §63.997(b)(1) or a prior TRE index value determination, as applicable, or upon existing ranges or limits established under a referencing subpart. Where the regeneration stream flow and carbon bed temperature are monitored, the range shall be in terms of the total regeneration stream flow per regeneration cycle and the temperature of the carbon bed determined within 15 minutes of the completion of the regeneration cooling cycle.

(d) Alternatives to monitoring requirements—(1) Alternatives to the continuous operating parameter monitoring and recordkeeping provisions. An owner or operator may request approval to use alternatives to the continuous operating parameter monitoring and recordkeeping provisions listed in §§63.988(c), 63.990(c), 63.993(c), 63.994(c), 63.998(a)(2) through (4), 63.998(c)(2) and (3), as specified in §63.999(d)(1).

(2) Monitoring a different parameter than those listed. An owner or operator may request approval to monitor a different parameter than those established in paragraph (c)(6) of this section or to set unique monitoring parameters if directed by §63.994(c)(2) or §63.995(c), as specified in §63.999(d)(2).

[The applicability of 40 CFR Part 63, Subpart SS is referenced by 40 CFR 63.8000]

064 [40 CFR Part 63 NESHAPS for Source Categories §40 CFR 63.998]

Subpart SS - National Emission Standards for Closed Vent Systems, Control Devices, Recovery Devices and Routing to a Fuel Gas System or a Process

Recordkeeping requirements.

(a) Compliance assessment, monitoring, and compliance records—(1) [Does not apply]

(2) Nonflare control device performance test records. (i) Availability of performance test records. Upon request, the owner or operator shall make available to the Administrator such records as may be necessary to determine the conditions of performance tests performed pursuant to §63.988(b), §63.990(b), §63.994(b), or §63.995(b).

(ii) Nonflare control device and halogen reduction device performance test records.

(A) General requirements. Each owner or operator subject to the provisions of this subpart shall keep up-to-date, readily accessible continuous records of the data specified in paragraphs (a)(2)(ii)(B) through (C) of this section, as applicable, measured during each performance test performed pursuant to §63.988(b), §63.990(b), §63.994(b), or §63.995(b), and also include that data in the Notification of Compliance Status required under §63.999(b). The same data specified in this section shall be submitted in the reports of all subsequently required performance tests where either the emission control efficiency of a combustion device, or the outlet concentration of TOC or regulated material is determined.

(B) Nonflare combustion device. Where an owner or operator subject to the provisions of this paragraph seeks to demonstrate compliance with a percent reduction requirement or a parts per million by volume requirement using a nonflare combustion device the information specified in (a)(2)(ii)(B)(1) through (6) of this section shall be recorded.

(1) For thermal incinerators, record the fire box temperature averaged over the full period of the performance test.

(2) - (3) [Do not apply]

(4) For an incinerator, record the percent reduction of organic regulated material, if applicable, or TOC achieved by the incinerator determined as specified in §63.997(e)(2)(iv), as applicable, or the concentration of organic regulated material (parts per million by volume, by compound) determined as specified in §63.997(e)(2)(iii) at the outlet of the incinerator.

(5) - (6) [Do not apply]

(C) - (D) [Do not apply]

(b) Continuous records and monitoring system data handling—(1) Continuous records. Where this subpart requires a continuous record, the owner or operator shall maintain a record as specified in paragraphs (b)(1)(i) through (iv) of this section, as applicable:

(i) A record of values measured at least once every 15 minutes or each measured value for systems which measure

**SECTION C. Site Level Requirements**

more frequently than once every 15 minutes; or

(ii) A record of block average values for 15-minute or shorter periods calculated from all measured data values during each period or from at least one measured data value per minute if measured more frequently than once per minute.

(iii) Where data is collected from an automated continuous parameter monitoring system, the owner or operator may calculate and retain block hourly average values from each 15-minute block average period or from at least one measured value per minute if measured more frequently than once per minute, and discard all but the most recent three valid hours of continuous (15-minute or shorter) records, if the hourly averages do not exclude periods of CPMS breakdown or malfunction. An automated CPMS records the measured data and calculates the hourly averages through the use of a computerized data acquisition system.

(iv) A record as required by an alternative approved under a referencing subpart.

(2) Excluded data. Monitoring data recorded during periods identified in paragraphs (b)(2)(i) through (iii) of this section shall not be included in any average computed to determine compliance with an emission limit in a referencing subpart.

(i) Monitoring system breakdowns, repairs, preventive maintenance, calibration checks, and zero (low-level) and high-level adjustments;

(ii) Periods of non-operation of the process unit (or portion thereof), resulting in cessation of the emissions to which the monitoring applies; and

(iii) Startups, shutdowns, and malfunctions, if the owner or operator operates the source during such periods in accordance with §63.1111(a) and maintains the records specified in paragraph (d)(3) of this section.

(3) [Does not apply]

(4) [Reserved]

(5) Alternative recordkeeping. For any parameter with respect to any item of equipment associated with a process vent or transfer rack (except low throughput transfer loading racks), the owner or operator may implement the recordkeeping requirements in paragraphs (b)(5)(i) or (ii) of this section as alternatives to the recordkeeping provisions listed in paragraphs (b)(1) through (3) of this section. The owner or operator shall retain each record required by paragraphs (b)(5)(i) or (ii) of this section as provided in a referencing subpart.

(i) The owner or operator may retain only the daily average value, and is not required to retain more frequently monitored operating parameter values, for a monitored parameter with respect to an item of equipment, if the requirements of paragraphs (b)(5)(i)(A) through (F) of this section are met. The owner or operator shall notify the Administrator in the Notification of Compliance Status as specified in §63.999(b)(5) or, if the Notification of Compliance Status has already been submitted, in the Periodic Report immediately preceding implementation of the requirements of this paragraph, as specified in §63.999(c)(6)(iv).

(A) The monitoring system is capable of detecting unrealistic or impossible data during periods of operation other than start-ups, shutdowns or malfunctions (e.g., a temperature reading of -200 °C on a boiler), and will alert the operator by alarm or other means. The owner or operator shall record the occurrence. All instances of the alarm or other alert in an operating day constitute a single occurrence.

(B) - (E) [Do not apply]

(F) The owner or operator shall retain the records identified in paragraphs (b)(5)(i)(F)(1) through (4) of this section.

(1) Identification of each parameter, for each item of equipment, for which the owner or operator has elected to comply with the requirements of paragraph (b)(5)(i) of this section.

(2) A description of the applicable monitoring system(s), and of how compliance will be achieved with each

**SECTION C. Site Level Requirements**

requirement of paragraph (b)(5)(i)(A) through (E) of this section. The description shall identify the location and format (e.g., on-line storage; log entries) for each required record. If the description changes, the owner or operator shall retain both the current and the most recent superseded description. The description, and the most recent superseded description, shall be retained as provided in the subpart that references this subpart, except as provided in paragraph (b)(5)(i)(F)(1) of this section.

(3) A description, and the date, of any change to the monitoring system that would reasonably be expected to affect its ability to comply with the requirements of paragraph (b)(5)(i) of this section.

(4) Owners and operators subject to paragraph (b)(5)(i)(F)(2) of this section shall retain the current description of the monitoring system as long as the description is current, but not less than 5 years from the date of its creation. The current description shall be retained on-site at all times or be accessible from a central location by computer or other means that provides access within 2 hours after a request. The owner or operator shall retain the most recent superseded description at least until 5 years from the date of its creation. The superseded description shall be retained on-site (or accessible from a central location by computer that provides access within 2 hours after a request) at least 6 months after being superseded. Thereafter, the superseded description may be stored off-site.

(ii) If an owner or operator has elected to implement the requirements of paragraph (b)(5)(i) of this section, and a period of 6 consecutive months has passed without an excursion as defined in paragraph (b)(6)(i) of this section, the owner or operator is no longer required to record the daily average value for that parameter for that unit of equipment, for any operating day when the daily average value is less than the maximum, or greater than the minimum established limit. With approval by the Administrator, monitoring data generated prior to the compliance date of this subpart shall be credited toward the period of 6 consecutive months, if the parameter limit and the monitoring were required and/or approved by the Administrator.

(A) [Does not apply]

(B) If there is an excursion as defined in paragraph (b)(6)(i) of this section on any operating day after the owner or operator has ceased recording daily averages as provided in paragraph (b)(5)(ii) of this section, the owner or operator shall immediately resume retaining the daily average value for each operating day, and shall notify the Administrator in the next Periodic Report, as specified in §63.999(c). The owner or operator shall continue to retain each daily average value until another period of 6 consecutive months has passed without an excursion as defined in paragraph (b)(6)(i) of this section.

(C) The owner or operator shall retain the records specified in paragraphs (b)(5)(i)(A) through (F) of this section for the duration specified in a referencing subpart. For any week, if compliance with paragraphs (b)(5)(i)(A) through (D) of this section does not result in retention of a record of at least one occurrence or measured parameter value, the owner or operator shall record and retain at least one parameter value during a period of operation other than a start-up, shutdown, or malfunction.

(6)(i) For the purposes of this section, an excursion means that the daily average value of monitoring data for a parameter is greater than the maximum, or less than the minimum established value, except as provided in paragraphs (b)(6)(i)(A) and (B) of this section.

(A) [Does not apply]

(B) An excused excursion, as described in paragraph (b)(6)(ii), does not count toward the number of excursions for the purposes of this subpart.

(ii) One excused excursion for each control device or recovery device for each semiannual period is allowed. If a source has developed a startup, shutdown and malfunction plan, and a monitored parameter is outside its established range or monitoring data are not collected during periods of start-up, shutdown, or malfunction (and the source is operated during such periods in accordance with §63.1111(a) or during periods of nonoperation of the process unit or portion thereof (resulting in cessation of the emissions to which monitoring applies), then the excursion is not a violation and, in cases where continuous monitoring is required, the excursion does not count as the excused excursion for determining compliance.

**SECTION C. Site Level Requirements**

(c) Nonflare control and recovery device regulated source monitoring records—(1) Monitoring system records. For process vents and high throughput transfer racks, the owner or operator subject to this subpart shall keep the records specified in this paragraph, as well as records specified elsewhere in this subpart.

(i) For a CPMS used to comply with this part, a record of the procedure used for calibrating the CPMS.

(ii) For a CPMS used to comply with this subpart, records of the information specified in paragraphs (c)(ii)(A) through (H) of this section, as indicated in a referencing subpart.

(A) The date and time of completion of calibration and preventive maintenance of the CPMS.

(B) The “as found” and “as left” CPMS readings, whenever an adjustment is made that affects the CPMS reading and a “no adjustment” statement otherwise.

(C) The start time and duration or start and stop times of any periods when the CPMS is inoperative.

(D) Records of the occurrence and duration of each start-up, shutdown, and malfunction of CPMS used to comply with this subpart during which excess emissions (as defined in a referencing subpart) occur.

(E) For each start-up, shutdown, and malfunction during which excess emissions as defined in a referencing subpart occur, records whether the procedures specified in the source's start-up, shutdown, and malfunction plan were followed, and documentation of actions taken that are not consistent with the plan. These records may take the form of a “checklist,” or other form of recordkeeping that confirms conformance with the start-up, shutdown, and malfunction plan for the event.

(F) Records documenting each start-up, shutdown, and malfunction event.

(G) Records of CPMS start-up, shutdown, and malfunction event that specify that there were no excess emissions during the event, as applicable.

(H) Records of the total duration of operating time.

(2) Combustion control and halogen reduction device monitoring records. (i) Each owner or operator using a combustion control or halogen reduction device to comply with this subpart shall keep the following records up-to-date and readily accessible, as applicable. Continuous records of the equipment operating parameters specified to be monitored under §§63.988(c) (incinerator, boiler, and process heater monitoring), 63.994(c) (halogen reduction device monitoring), and 63.995(c) (other combustion systems used as control device monitoring) or approved by the Administrator in accordance with a referencing subpart.

(ii) Each owner or operator shall keep records of the daily average value of each continuously monitored parameter for each operating day determined according to the procedures specified in paragraph (b)(3)(i) of this section. For catalytic incinerators, record the daily average of the temperature upstream of the catalyst bed and the daily average of the temperature differential across the bed. For halogen scrubbers record the daily average pH and the liquid-to-gas ratio.

(iii) Each owner or operator subject to the provisions of this subpart shall keep up-to-date, readily accessible records of periods of operation during which the parameter boundaries are exceeded. The parameter boundaries are established pursuant to §63.996(c)(6).

(3) [Does not apply]

(d) Other records—(1) Closed vent system records. For closed vent systems the owner or operator shall record the information specified in paragraphs (d)(1)(i) through (iv) of this section, as applicable.

(i) For closed vent systems collecting regulated material from a regulated source, the owner or operator shall record the identification of all parts of the closed vent system, that are designated as unsafe or difficult to inspect, an explanation of why the equipment is unsafe or difficult to inspect, and the plan for inspecting the equipment required by §63.983(b)(2)(ii) or (iii) of this section.

**SECTION C. Site Level Requirements**

(ii) For each closed vent system that contains bypass lines that could divert a vent stream away from the control device and to the atmosphere, the owner or operator shall keep a record of the information specified in either paragraph (d)(1)(ii)(A) or (B) of this section, as applicable.

(A) Hourly records of whether the flow indicator specified under §63.983(a)(3)(i) was operating and whether a diversion was detected at any time during the hour, as well as records of the times of all periods when the vent stream is diverted from the control device or the flow indicator is not operating.

(B) Where a seal mechanism is used to comply with §63.983(a)(3)(ii), hourly records of flow are not required. In such cases, the owner or operator shall record that the monthly visual inspection of the seals or closure mechanisms has been done, and shall record the occurrence of all periods when the seal mechanism is broken, the bypass line valve position has changed, or the key for a lock-and-key type lock has been checked out, and records of any car-seal that has been broken.

(iii) For a closed vent system collecting regulated material from a regulated source, when a leak is detected as specified in §63.983(d)(2), the information specified in paragraphs (d)(1)(iii)(A) through (F) of this section shall be recorded and kept for 5 years.

(A) The instrument and the equipment identification number and the operator name, initials, or identification number.

(B) The date the leak was detected and the date of the first attempt to repair the leak.

(C) The date of successful repair of the leak.

(D) The maximum instrument reading measured by the procedures in §63.983(c) after the leak is successfully repaired or determined to be nonrepairable.

(E) "Repair delayed" and the reason for the delay if a leak is not repaired within 15 days after discovery of the leak. The owner or operator may develop a written procedure that identifies the conditions that justify a delay of repair. In such cases, reasons for delay of repair may be documented by citing the relevant sections of the written procedure.

(F) Copies of the Periodic Reports as specified in §63.999(c), if records are not maintained on a computerized database capable of generating summary reports from the records.

(iv) For each instrumental or visual inspection conducted in accordance with §63.983(b)(1) for closed vent systems collecting regulated material from a regulated source during which no leaks are detected, the owner or operator shall record that the inspection was performed, the date of the inspection, and a statement that no leaks were detected.

(2) [Does not apply]

(3) Regulated source and control equipment start-up, shutdown and malfunction records. (i) Records of the occurrence and duration of each start-up, shutdown, and malfunction of operation of process equipment or of air pollution control equipment used to comply with this part during which excess emissions (as defined in a referencing subpart) occur.

(ii) For each start-up, shutdown, and malfunction during which excess emissions occur, records that the procedures specified in the source's start-up, shutdown, and malfunction plan were followed, and documentation of actions taken that are not consistent with the plan. For example, if a start-up, shutdown, and malfunction plan includes procedures for routing control device emissions to a backup control device (e.g., the incinerator for a halogenated stream could be routed to a flare during periods when the primary control device is out of service), records must be kept of whether the plan was followed. These records may take the form of a "checklist," or other form of recordkeeping that confirms conformance with the start-up, shutdown, and malfunction plan for the event.

(4) Equipment leak records. The owner or operator shall maintain records of the information specified in paragraphs (d)(4)(i) and (ii) of this section for closed vent systems and control devices if specified by the equipment leak provisions in a referencing subpart. The records specified in paragraph (d)(4)(i) of this section shall be retained for the life of the equipment. The records specified in paragraph (d)(4)(ii) of this section shall be retained for 5 years.

**SECTION C. Site Level Requirements**

(i) The design specifications and performance demonstrations specified in paragraphs (d)(4)(i)(A) through (C) of this section.

(A) Detailed schematics, design specifications of the control device, and piping and instrumentation diagrams.

(B) The dates and descriptions of any changes in the design specifications.

(C) A description of the parameter or parameters monitored, as required in a referencing subpart, to ensure that control devices are operated and maintained in conformance with their design and an explanation of why that parameter (or parameters) was selected for the monitoring.

(ii) Records of operation of closed vent systems and control devices, as specified in paragraphs (d)(4)(ii)(A) through (C) of this section.

(A) Dates and durations when the closed vent systems and control devices required are not operated as designed as indicated by the monitored parameters.

(B) Dates and durations during which the monitoring system or monitoring device is inoperative.

(C) Dates and durations of start-ups and shutdowns of control devices required in this subpart.

(5) Records of monitored parameters outside of range. The owner or operator shall record the occurrences and the cause of periods when the monitored parameters are outside of the parameter ranges documented in the Notification of Compliance Status report. This information shall also be reported in the Periodic Report.

[64 FR 34866, June 29, 1999, as amended at 64 FR 63705, Nov. 22, 1999; 71 FR 20458, Apr. 20, 2006]

[The applicability of 40 CFR Part 63, Subpart SS is referenced by 40 CFR 63.8000]

VIII. COMPLIANCE CERTIFICATION.

The permittee shall submit within thirty days of 12/31/2022 a certificate of compliance with all permit terms and conditions set forth in this Title V permit as required under condition #026 of section B of this permit, and annually thereafter.

IX. COMPLIANCE SCHEDULE.

No compliance milestones exist.

***** Permit Shield In Effect *****

**SECTION D. Source Level Requirements**

Source ID: 001

Source Name: PROCESS BOILER


Source Capacity/Throughput: 6.700 MMBTU/HR

6.700 MCF/HR Natural Gas

Conditions for this source occur in the following groups: 123.11

123.22

SUBPART DDDDD REQUIREMENTS

**I. RESTRICTIONS.**

No additional requirements exist except as provided in other sections of this permit including Section B (Title V General Requirements) and/or Section E (Source Group Restrictions).

II. TESTING REQUIREMENTS.

No additional testing requirements exist except as provided in other sections of this permit including Section B (Title V General Requirements) and/or Section E (Source Group Restrictions).

III. MONITORING REQUIREMENTS.

No additional monitoring requirements exist except as provided in other sections of this permit including Section B (Title V General Requirements) and/or Section E (Source Group Restrictions).

IV. RECORDKEEPING REQUIREMENTS.

No additional record keeping requirements exist except as provided in other sections of this permit including Section B (Title V General Requirements) and/or Section E (Source Group Restrictions).

V. REPORTING REQUIREMENTS.

No additional reporting requirements exist except as provided in other sections of this permit including Section B (Title V General Requirements) and/or Section E (Source Group Restrictions).

VI. WORK PRACTICE REQUIREMENTS.

No additional work practice requirements exist except as provided in other sections of this permit including Section B (Title V General Requirements) and/or Section E (Source Group Restrictions).

VII. ADDITIONAL REQUIREMENTS.

No additional requirements exist except as provided in other sections of this permit including Section B (Title V General Requirements) and/or Section E (Source Group Restrictions).

***** Permit Shield in Effect. *****

**SECTION D. Source Level Requirements**

Source ID: 004

Source Name: PROCESS BOILER (NEW)


Source Capacity/Throughput: 6.700 MMBTU/HR

6.700 MCF/HR Natural Gas

Conditions for this source occur in the following groups: 123.11

123.22

SUBPART DDDDD REQUIREMENTS

**I. RESTRICTIONS.**

No additional requirements exist except as provided in other sections of this permit including Section B (Title V General Requirements) and/or Section E (Source Group Restrictions).

II. TESTING REQUIREMENTS.

No additional testing requirements exist except as provided in other sections of this permit including Section B (Title V General Requirements) and/or Section E (Source Group Restrictions).

III. MONITORING REQUIREMENTS.

No additional monitoring requirements exist except as provided in other sections of this permit including Section B (Title V General Requirements) and/or Section E (Source Group Restrictions).

IV. RECORDKEEPING REQUIREMENTS.

No additional record keeping requirements exist except as provided in other sections of this permit including Section B (Title V General Requirements) and/or Section E (Source Group Restrictions).

V. REPORTING REQUIREMENTS.

No additional reporting requirements exist except as provided in other sections of this permit including Section B (Title V General Requirements) and/or Section E (Source Group Restrictions).

VI. WORK PRACTICE REQUIREMENTS.

No additional work practice requirements exist except as provided in other sections of this permit including Section B (Title V General Requirements) and/or Section E (Source Group Restrictions).

VII. ADDITIONAL REQUIREMENTS.

No additional requirements exist except as provided in other sections of this permit including Section B (Title V General Requirements) and/or Section E (Source Group Restrictions).

***** Permit Shield in Effect. *****

**SECTION D. Source Level Requirements**

Source ID: 010


Source Name: MISC EXTERNAL COMBUSTION UNITS

Source Capacity/Throughput:

N/A

Natural Gas

Conditions for this source occur in the following groups: 123.22

**I. RESTRICTIONS.**

No additional requirements exist except as provided in other sections of this permit including Section B (Title V General Requirements) and/or Section E (Source Group Restrictions).

II. TESTING REQUIREMENTS.

No additional testing requirements exist except as provided in other sections of this permit including Section B (Title V General Requirements) and/or Section E (Source Group Restrictions).

III. MONITORING REQUIREMENTS.

No additional monitoring requirements exist except as provided in other sections of this permit including Section B (Title V General Requirements) and/or Section E (Source Group Restrictions).

IV. RECORDKEEPING REQUIREMENTS.

No additional record keeping requirements exist except as provided in other sections of this permit including Section B (Title V General Requirements) and/or Section E (Source Group Restrictions).

V. REPORTING REQUIREMENTS.

No additional reporting requirements exist except as provided in other sections of this permit including Section B (Title V General Requirements) and/or Section E (Source Group Restrictions).

VI. WORK PRACTICE REQUIREMENTS.

No additional work practice requirements exist except as provided in other sections of this permit including Section B (Title V General Requirements) and/or Section E (Source Group Restrictions).

VII. ADDITIONAL REQUIREMENTS.

No additional requirements exist except as provided in other sections of this permit including Section B (Title V General Requirements) and/or Section E (Source Group Restrictions).

***** Permit Shield in Effect. *****

**SECTION D. Source Level Requirements**

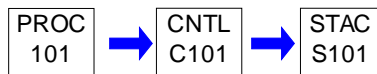
Source ID: 101

Source Name: ADHESIVE MFG BLDG 8D

Source Capacity/Throughput:

N/A

Conditions for this source occur in the following groups: 123.13
P000 COMPLIANCE

**I. RESTRICTIONS.**

No additional requirements exist except as provided in other sections of this permit including Section B (Title V General Requirements) and/or Section E (Source Group Restrictions).

II. TESTING REQUIREMENTS.

No additional testing requirements exist except as provided in other sections of this permit including Section B (Title V General Requirements) and/or Section E (Source Group Restrictions).

III. MONITORING REQUIREMENTS.

No additional monitoring requirements exist except as provided in other sections of this permit including Section B (Title V General Requirements) and/or Section E (Source Group Restrictions).

IV. RECORDKEEPING REQUIREMENTS.

No additional record keeping requirements exist except as provided in other sections of this permit including Section B (Title V General Requirements) and/or Section E (Source Group Restrictions).

V. REPORTING REQUIREMENTS.

No additional reporting requirements exist except as provided in other sections of this permit including Section B (Title V General Requirements) and/or Section E (Source Group Restrictions).

VI. WORK PRACTICE REQUIREMENTS.

No additional work practice requirements exist except as provided in other sections of this permit including Section B (Title V General Requirements) and/or Section E (Source Group Restrictions).

VII. ADDITIONAL REQUIREMENTS.

No additional requirements exist except as provided in other sections of this permit including Section B (Title V General Requirements) and/or Section E (Source Group Restrictions).

***** Permit Shield in Effect. *****

**SECTION D. Source Level Requirements**

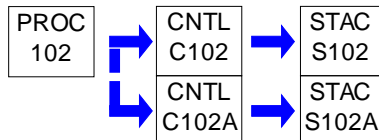
Source ID: 102

Source Name: URETHANE MANUFACTURING

Source Capacity/Throughput:

N/A

Conditions for this source occur in the following groups: 123.13
 P000 COMPLIANCE
 RACT II CASE-BY-CASE
 RACT II PRESUMPTIVE

**I. RESTRICTIONS.**

No additional requirements exist except as provided in other sections of this permit including Section B (Title V General Requirements) and/or Section E (Source Group Restrictions).

II. TESTING REQUIREMENTS.

No additional testing requirements exist except as provided in other sections of this permit including Section B (Title V General Requirements) and/or Section E (Source Group Restrictions).

III. MONITORING REQUIREMENTS.

No additional monitoring requirements exist except as provided in other sections of this permit including Section B (Title V General Requirements) and/or Section E (Source Group Restrictions).

IV. RECORDKEEPING REQUIREMENTS.

No additional record keeping requirements exist except as provided in other sections of this permit including Section B (Title V General Requirements) and/or Section E (Source Group Restrictions).

V. REPORTING REQUIREMENTS.

No additional reporting requirements exist except as provided in other sections of this permit including Section B (Title V General Requirements) and/or Section E (Source Group Restrictions).

VI. WORK PRACTICE REQUIREMENTS.**# 001 [25 Pa. Code §127.512]****Operating permit terms and conditions.**

For the following Source 102 sources (Urethane Pigment Tank 1, Hockmeyer Room 1, Urethane Hockmeyer Room 3, Urethane Kady Mill Room 3, & Urethane Kady Mill Room 2) RACT Controls are as follows:

- (a) Equipment or Process Modifications (Tank Lids & Equipment Cleaning);
- (b) Improved Operating Practices (Use of covers during tank operation; Splash/Spill Prevention; Recycling Techniques; & Employee Awareness).

[Authority for this condition is also derived from 25 Pa Code 129.91.]

**SECTION D. Source Level Requirements****VII. ADDITIONAL REQUIREMENTS.**

No additional requirements exist except as provided in other sections of this permit including Section B (Title V General Requirements) and/or Section E (Source Group Restrictions).

***** Permit Shield in Effect. *****

**SECTION D. Source Level Requirements**


Source ID: 103C

Source Name: BLDG 8, CHEMLOK MIX TANKS

Source Capacity/Throughput:

N/A

Conditions for this source occur in the following groups: ALL PROCESS VESSELS
COVERS - HHHHH
PROCESS VESSELS CONTROLLED BY RTO
RACT II PRESUMPTIVE
SOURCES CONTROLLED BY RTO

**I. RESTRICTIONS.**

No additional requirements exist except as provided in other sections of this permit including Section B (Title V General Requirements) and/or Section E (Source Group Restrictions).

II. TESTING REQUIREMENTS.

No additional testing requirements exist except as provided in other sections of this permit including Section B (Title V General Requirements) and/or Section E (Source Group Restrictions).

III. MONITORING REQUIREMENTS.

No additional monitoring requirements exist except as provided in other sections of this permit including Section B (Title V General Requirements) and/or Section E (Source Group Restrictions).

IV. RECORDKEEPING REQUIREMENTS.

No additional record keeping requirements exist except as provided in other sections of this permit including Section B (Title V General Requirements) and/or Section E (Source Group Restrictions).

V. REPORTING REQUIREMENTS.

No additional reporting requirements exist except as provided in other sections of this permit including Section B (Title V General Requirements) and/or Section E (Source Group Restrictions).

VI. WORK PRACTICE REQUIREMENTS.

No additional work practice requirements exist except as provided in other sections of this permit including Section B (Title V General Requirements) and/or Section E (Source Group Restrictions).

VII. ADDITIONAL REQUIREMENTS.

No additional requirements exist except as provided in other sections of this permit including Section B (Title V General Requirements) and/or Section E (Source Group Restrictions).

***** Permit Shield in Effect. *****

**SECTION D. Source Level Requirements**

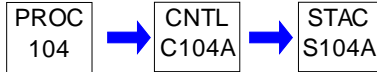
Source ID: 104

Source Name: ADHESIVE MANUFACTURING BLDG 8

Source Capacity/Throughput:

N/A

Conditions for this source occur in the following groups: 123.13
 P000 COMPLIANCE
 RACT II PRESUMPTIVE

**I. RESTRICTIONS.**

No additional requirements exist except as provided in other sections of this permit including Section B (Title V General Requirements) and/or Section E (Source Group Restrictions).

II. TESTING REQUIREMENTS.

No additional testing requirements exist except as provided in other sections of this permit including Section B (Title V General Requirements) and/or Section E (Source Group Restrictions).

III. MONITORING REQUIREMENTS.

No additional monitoring requirements exist except as provided in other sections of this permit including Section B (Title V General Requirements) and/or Section E (Source Group Restrictions).

IV. RECORDKEEPING REQUIREMENTS.

No additional record keeping requirements exist except as provided in other sections of this permit including Section B (Title V General Requirements) and/or Section E (Source Group Restrictions).

V. REPORTING REQUIREMENTS.

No additional reporting requirements exist except as provided in other sections of this permit including Section B (Title V General Requirements) and/or Section E (Source Group Restrictions).

VI. WORK PRACTICE REQUIREMENTS.

No additional work practice requirements exist except as provided in other sections of this permit including Section B (Title V General Requirements) and/or Section E (Source Group Restrictions).

VII. ADDITIONAL REQUIREMENTS.

No additional requirements exist except as provided in other sections of this permit including Section B (Title V General Requirements) and/or Section E (Source Group Restrictions).

***** Permit Shield in Effect. *****

**SECTION D. Source Level Requirements**

Source ID: 104A

Source Name: TS-700, T-140, T-1000, TS-500, TS-1001, & PDM-300 MIXERS

Source Capacity/Throughput:

N/A


Conditions for this source occur in the following groups: 123.13

ALL PROCESS VESSELS

COVERS - HHHHH

P000 COMPLIANCE

RACT II PRESUMPTIVE

**I. RESTRICTIONS.**

No additional requirements exist except as provided in other sections of this permit including Section B (Title V General Requirements) and/or Section E (Source Group Restrictions).

II. TESTING REQUIREMENTS.

No additional testing requirements exist except as provided in other sections of this permit including Section B (Title V General Requirements) and/or Section E (Source Group Restrictions).

III. MONITORING REQUIREMENTS.

No additional monitoring requirements exist except as provided in other sections of this permit including Section B (Title V General Requirements) and/or Section E (Source Group Restrictions).

IV. RECORDKEEPING REQUIREMENTS.

No additional record keeping requirements exist except as provided in other sections of this permit including Section B (Title V General Requirements) and/or Section E (Source Group Restrictions).

V. REPORTING REQUIREMENTS.

No additional reporting requirements exist except as provided in other sections of this permit including Section B (Title V General Requirements) and/or Section E (Source Group Restrictions).

VI. WORK PRACTICE REQUIREMENTS.

No additional work practice requirements exist except as provided in other sections of this permit including Section B (Title V General Requirements) and/or Section E (Source Group Restrictions).

VII. ADDITIONAL REQUIREMENTS.

No additional requirements exist except as provided in other sections of this permit including Section B (Title V General Requirements) and/or Section E (Source Group Restrictions).

***** Permit Shield in Effect. *****

**SECTION D. Source Level Requirements**

Source ID: 105

Source Name: BLDG 1 MIX TANKS (CHEMLOK)

Source Capacity/Throughput:

N/A

Conditions for this source occur in the following groups: 123.13

ALL PROCESS VESSELS

COVERS - HHHHH

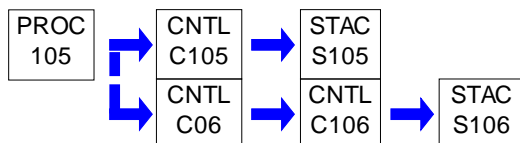
P000 COMPLIANCE

PROCESS VESSELS CONTROLLED BY RTO

RACT II CASE-BY-CASE

RACT II PRESUMPTIVE

SOURCES CONTROLLED BY RTO

**I. RESTRICTIONS.**

No additional requirements exist except as provided in other sections of this permit including Section B (Title V General Requirements) and/or Section E (Source Group Restrictions).

II. TESTING REQUIREMENTS.

No additional testing requirements exist except as provided in other sections of this permit including Section B (Title V General Requirements) and/or Section E (Source Group Restrictions).

III. MONITORING REQUIREMENTS.

No additional monitoring requirements exist except as provided in other sections of this permit including Section B (Title V General Requirements) and/or Section E (Source Group Restrictions).

IV. RECORDKEEPING REQUIREMENTS.

No additional record keeping requirements exist except as provided in other sections of this permit including Section B (Title V General Requirements) and/or Section E (Source Group Restrictions).

V. REPORTING REQUIREMENTS.

No additional reporting requirements exist except as provided in other sections of this permit including Section B (Title V General Requirements) and/or Section E (Source Group Restrictions).

VI. WORK PRACTICE REQUIREMENTS.**# 001 [25 Pa. Code §127.512]****Operating permit terms and conditions.**

For the following Source 105 sources (CH 500-Gallon Mix Tank 2) RACT Controls are as follows:

(a) Equipment or Process Modifications (Tank Lids & Equipment Cleaning);

(b) Improved Operating Practices (Use of covers during tank operation; Splash/Spill Prevention; Recycling Techniques; & Employee Awareness).

**SECTION D. Source Level Requirements**

[Authority for this condition is also derived from 25 Pa Code 129.91.]

VII. ADDITIONAL REQUIREMENTS.

No additional requirements exist except as provided in other sections of this permit including Section B (Title V General Requirements) and/or Section E (Source Group Restrictions).

***** Permit Shield in Effect. *****

**SECTION D. Source Level Requirements**

Source ID: 105A

Source Name: PROCESS VESSEL ID #7004

Source Capacity/Throughput:

N/A

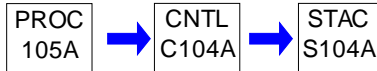
Conditions for this source occur in the following groups: 123.13

ALL PROCESS VESSELS

COVERS - HHHHH

P000 COMPLIANCE

RACT II CASE-BY-CASE

**I. RESTRICTIONS.**

No additional requirements exist except as provided in other sections of this permit including Section B (Title V General Requirements) and/or Section E (Source Group Restrictions).

II. TESTING REQUIREMENTS.

No additional testing requirements exist except as provided in other sections of this permit including Section B (Title V General Requirements) and/or Section E (Source Group Restrictions).

III. MONITORING REQUIREMENTS.

No additional monitoring requirements exist except as provided in other sections of this permit including Section B (Title V General Requirements) and/or Section E (Source Group Restrictions).

IV. RECORDKEEPING REQUIREMENTS.

No additional record keeping requirements exist except as provided in other sections of this permit including Section B (Title V General Requirements) and/or Section E (Source Group Restrictions).

V. REPORTING REQUIREMENTS.

No additional reporting requirements exist except as provided in other sections of this permit including Section B (Title V General Requirements) and/or Section E (Source Group Restrictions).

VI. WORK PRACTICE REQUIREMENTS.

No additional work practice requirements exist except as provided in other sections of this permit including Section B (Title V General Requirements) and/or Section E (Source Group Restrictions).

VII. ADDITIONAL REQUIREMENTS.

No additional requirements exist except as provided in other sections of this permit including Section B (Title V General Requirements) and/or Section E (Source Group Restrictions).

***** Permit Shield in Effect. *****

**SECTION D. Source Level Requirements**

Source ID: 10800 Source Name: "B" WASTE BULK TANK
 Source Capacity/Throughput: N/A WASTEWATER

Conditions for this source occur in the following groups: RACT II PRESUMPTIVE

I. RESTRICTIONS.**Emission Restriction(s).****# 001 [40 CFR Part 63 NESHAPS for Source Categories §40 CFR 63.2485]****Subpart FFFF - National Emission Standards for Hazardous Air Pollutants: Miscellaneous Organic Chemical Manufacturing****What requirements must I meet for wastewater streams and liquid streams in open systems within an MCPU?**

(a) General. You must meet each requirement in Table 7 to this subpart that applies to your wastewater streams and liquid streams in open systems within an MCPU, except as specified in paragraphs (b) through (q) of this section.

(b) Wastewater HAP. Where §63.105 and §§63.132 through 63.148 refer to compounds in table 9 of subpart G of this part 63, the compounds in tables 8 and 9 to this subpart apply for the purposes of this subpart.

(c) Group 1 wastewater. Section 63.132(c)(1) (i) and (ii) do not apply. For the purposes of this subpart, a process wastewater stream is Group 1 for compounds in tables 8 and 9 to this subpart if any of the conditions specified in paragraphs (c) (1) through (3) of this section are met.

(1) The total annual average concentration of compounds in table 8 to this subpart is greater than or equal to 10,000 ppmw at any flowrate, and the total annual load of compounds in table 8 to this subpart is greater than or equal to 200 lb/yr.

(2) The total annual average concentration of compounds in table 8 to this subpart is greater than or equal to 1,000 ppmw, and the annual average flowrate is greater than or equal to 1 l/min.

(3) The combined total annual average concentration of compounds in tables 8 and 9 to this subpart is greater than or equal to 30,000 ppmw, and the combined total annual load of compounds in tables 8 and 9 to this subpart is greater than or equal to 1 tpy.

(d) Wastewater tank requirements. (1) When §§63.133 and 63.147 reference floating roof requirements in §§63.119 and 63.120, the corresponding requirements in subpart WW of this part 63 may be applied for the purposes of this subpart.

(2) When §63.133(a) refers to table 10 of subpart G of this part 63, the maximum true vapor pressure in the table shall be limited to the HAP listed in tables 8 and 9 of this subpart FFFF.

(3) For the purposes of this subpart, the requirements of §63.133(a)(2) are satisfied by operating and maintaining a fixed roof if you demonstrate that the total soluble and partially soluble HAP emissions from the wastewater tank are no more than 5 percent higher than the emissions would be if the contents of the wastewater tank were not heated, treated by an exothermic reaction, or sparged.

(4) The emission limits specified in §§63.133(b)(2) and 63.139 for control devices used to control emissions from wastewater tanks do not apply during periods of planned routine maintenance of the control device(s) of no more than 240 hr/yr. You may request an extension to a total of 360 hr/yr in accordance with the procedures specified in §63.2470(d).

(e) Individual drain systems. The provisions of §63.136(e)(3) apply except as specified in paragraph (e)(1) of this section.

(1) A sewer line connected to drains that are in compliance with §63.136(e)(1) may be vented to the atmosphere, provided that the sewer line entrance to the first downstream junction box is water sealed and the sewer line vent pipe is designed as specified in §63.136(e)(2)(ii)(A).

(2) [Reserved]

(f) Closed-vent system requirements. Except as specified in §63.2450(e)(6), when §63.148(k) refers to closed vent systems that are subject to the requirements of §63.172, the requirements of either §63.172 or §63.1034 apply for the purposes of

**SECTION D. Source Level Requirements**

this subpart.

(g) [Does not apply]

(h) Alternative test methods. (1) As an alternative to the test methods specified in §63.144(b)(5)(i), you may use Method 8260 or 8270 as specified in §63.1257(b)(10)(iii).

(2) As an alternative to using the methods specified in §63.144(b)(5)(i), you may conduct wastewater analyses using Method 1666 or 1671 of 40 CFR part 136 and comply with the sampling protocol requirements specified in §63.144(b)(5)(ii). The validation requirements specified in §63.144(b)(5)(iii) do not apply if you use Method 1666 or 1671 of 40 CFR part 136.

(3) As an alternative to using Method 18 of 40 CFR part 60, as specified in §§63.139(c)(1)(ii) and 63.145(i)(2), you may elect to use Method 25A of 40 CFR part 60 as specified in §63.997.

(4) As an alternative to using EPA Method 624 of 40 CFR part 136, appendix A, as specified in §63.144(b)(5)(i)(C), you may use ASTM D5790-95 (Reapproved 2012) (incorporated by reference, see §63.14) for the analysis of total organic HAP in wastewater samples. If you choose to use ASTM D5790-95 (Reapproved 2012), then you must also use the sampling procedures of EPA Method 25D 40 CFR part 60, appendix A-7, or an equivalent method.

(i) Offsite management and treatment option. (1) If you ship wastewater to an offsite treatment facility that meets the requirements of §63.138(h), you may elect to document in your notification of compliance status report that the wastewater will be treated as hazardous waste at a facility that meets the requirements of §63.138(h) as an alternative to having the offsite facility submit the certification specified in §63.132(g)(2).

(2) As an alternative to the management and treatment options specified in §63.132(g)(2), any affected wastewater stream (or residual removed from an affected wastewater stream) with a total annual average concentration of compounds in Table 8 to this subpart less than 50 ppmw may be transferred offsite in accordance with paragraphs (i)(2) (i) and (ii) of this section.

(i) The transferee (or you) must demonstrate that less than 5 percent of the HAP in Table 9 to this subpart is emitted from the waste management units up to the activated sludge unit.

(ii) The transferee must treat the wastewater stream or residual in a biological treatment unit in accordance with the requirement in paragraph (i)(2)(iii) of this section and the requirements of §§63.138 and 63.145 and the requirements referenced therein.

(iii) Beginning no later than the compliance dates specified in §63.2445(g), the requirement of §63.145(a)(3) no longer applies. Instead, the transferee must comply with the conditions specified in §63.2450(g)(6).

(j) You must determine the annual average concentration and annual average flowrate for wastewater streams for each MCPU. The procedures for flexible operation units specified in §63.144 (b) and (c) do not apply for the purposes of this subpart.

(k) Outlet concentration correction for supplemental gases. The requirement to correct outlet concentrations from combustion devices to 3-percent oxygen in §§63.139(c)(1)(ii) and 63.145(i)(6) applies only if supplemental gases are combined with a vent stream from a Group 1 wastewater stream. If emissions are controlled with a vapor recovery system as specified in §63.139(c)(2), you must correct for supplemental gases as specified in §63.2460(c)(6).

(l) Requirements for liquid streams in open systems. (1) References in §63.149 to §63.100(b) mean §63.2435(b) for the purposes of this subpart.

(2) When §63.149(e) refers to 40 CFR 63.100(l) (1) or (2), §63.2445(a) applies for the purposes of this subpart.

(3) When §63.149 uses the term "chemical manufacturing process unit," the term "MCPU" applies for the purposes of this subpart.

**SECTION D. Source Level Requirements**

(4) When §63.149(e)(1) refers to characteristics of water that contain compounds in Table 9 to 40 CFR part 63, subpart G, the characteristics specified in paragraphs (c) (1) through (3) of this section apply for the purposes of this subpart.

(5) When §63.149(e)(2) refers to characteristics of water that contain compounds in Table 9 to 40 CFR part 63, subpart G, the characteristics specified in paragraph (c)(2) of this section apply for the purposes of this subpart.

(m) When §63.132(f) refers to “a concentration of greater than 10,000 ppmw of table 9 compounds,” the phrase “a concentration of greater than 30,000 ppmw of total partially soluble HAP (PSHAP) and soluble HAP (SHAP) or greater than 10,000 ppmw of PSHAP” shall apply for the purposes of this subpart.

(n) [Does not apply]

(o) Compliance records. Except as specified in paragraph (p) of this section, for each CPMS used to monitor a nonflare control device for wastewater emissions, you must keep records as specified in §63.998(c)(1) in addition to the records required in §63.147(d).

(p) Compliance records after date of compliance. Beginning no later than the compliance dates specified in §63.2445(g), paragraph (o) of this section no longer applies. Instead, for each CPMS used to monitor a nonflare control device for wastewater emissions, you must keep records as specified in §63.998(c)(1) in addition to the records required in §63.147(d), except that the provisions of §63.998(c)(1)(ii)(D), (E), (F), and (G) do not apply.

(q) Startup, shutdown, and malfunction referenced provisions. Beginning no later than the compliance dates specified in §63.2445(g), the referenced provisions specified in paragraphs (q)(1) through (5) of this section do not apply when demonstrating compliance with this section.

(1) Section 63.105(d) of subpart F and the phrase “as part of the start-up, shutdown, and malfunction plan required under §63.6(e)(3) of subpart A of this part” from §63.105(e) of subpart F.

(2) Section 63.132(b)(3)(i)(B) of subpart G.

(3) The phrase “or startup/shutdown/malfunction” in §63.132(f)(2) of subpart G.

(4) Section 63.148(f)(3) of subpart G.

(5) [Does not apply]

[68 FR 63888, Nov. 10, 2003, as amended at 70 FR 38559, July 1, 2005; 71 FR 40335, July 14, 2006; 85 FR 49144, Aug. 12, 2020]

II. TESTING REQUIREMENTS.

002 [40 CFR Part 63 NESHAPS for Source Categories §40 CFR 63.144]

Subpart G--National Emission Standards for Organic Hazardous Air Pollutants From the Synthetic Organic Chemical Manufacturing Industry for Process Vents, Storage Vessels, Transfer Operations, and Wastewater

Process wastewater provisions--test methods and procedures for determining applicability and Group 1/Group 2 determinations.

(a) [Does not apply]

(b) Procedures to establish concentrations, when determining Group status under paragraph (a)(1) of this section. An owner or operator who elects to comply with the requirements of paragraph (a)(1) of this section shall determine the annual average concentration for Table 8 and/or Table 9 compounds according to paragraph (b)(1) of this section for existing sources or paragraph (b)(2) of this section for new sources. The annual average concentration shall be a flow weighted average representative of actual or anticipated operation of the chemical manufacturing process unit generating the wastewater over a designated 12 month period. For flexible operation units, the owner or operator shall consider the anticipated production over the designated 12 month period and include all wastewater streams generated by the process equipment during this period. The owner/operator is not required to determine the concentration of Table 8 or Table 9

**SECTION D. Source Level Requirements**

compounds that are not reasonably expected to be in the process.

(1) Existing sources. An owner or operator of an existing source who elects to comply with the requirements of paragraph (a)(1) of this section shall determine the flow weighted total annual average concentration for Table 9 compounds. For the purposes of this section, the term concentration, whether concentration is used alone or with other terms, may be adjusted by multiplying by the compound-specific fraction measured (Fm) factors listed in table 34 of this subpart unless determined by the methods in §63.144(b)(5)(i)(A) and/or (B). When concentration is determined by Method 305 as specified in §63.144(b)(5)(i)(B), concentration may be adjusted by dividing by the compound-specific Fm factors listed in table 34 of this subpart. When concentration is determined by Method 25D as specified in §63.144(b)(5)(i)(A), concentration may not be adjusted by the compound-specific Fm factors listed in table 34 of this subpart. Compound-specific Fm factors may be used only when concentrations of individual compounds are determined or when only one compound is in the wastewater stream. Flow weighted total annual average concentration for Table 9 compounds means the total mass of Table 9 compounds occurring in the wastewater stream during the designated 12-month period divided by the total mass of the wastewater stream during the same designated 12-month period. The total annual average concentration shall be determined for each wastewater stream either at the point of determination, or downstream of the point of determination with adjustment for concentration changes made according to paragraph (b)(6) of this section. The procedures specified in paragraphs (b)(3), (b)(4), and (b)(5) of this section are considered acceptable procedures for determining the annual average concentration. They may be used in combination, and no one procedure shall take precedence over another.

(2) New sources. An owner or operator of a new source who elects to comply with the requirements of paragraph (a)(1) of this section shall determine both the flow weighted total annual average concentration for Table 9 compounds and the flow weighted annual average concentration for each Table 8 compound. For the purposes of this section, the term concentration, whether concentration is used alone or with other terms, may be adjusted by multiplying by the compound-specific Fm factors listed in table 34 of this subpart unless determined by the methods in §63.144(b)(5)(i)(A) and/or (B). When concentration is determined by Method 305 as specified in §63.144(b)(5)(i)(B), concentration may be adjusted by dividing by the compound-specific Fm factors listed in table 34 of this subpart. When concentration is determined by Method 25D as specified in §63.144(b)(5)(i)(A), concentration may not be adjusted by the compound-specific Fm factors listed in table 34 of this subpart. Compound-specific fraction measured factors are compound specific and shall be used only when concentration of individual compounds are determined or when only one compound is in the wastewater stream. The flow weighted annual average concentration of each Table 8 compound means the mass of each Table 8 compound occurring in the wastewater stream during the designated 12-month period divided by the total mass of the wastewater stream during the same designated 12-month period. Flow weighted total annual average concentration for Table 9 compounds means the total mass of Table 9 compounds occurring in the wastewater stream during the designated 12-month period divided by the total mass of the wastewater stream during the same designated 12-month period. The annual average concentration shall be determined for each wastewater stream either at the point of determination, or downstream of the point of determination with adjustment for concentration changes made according to paragraph (b)(6) of this section. Procedures specified in paragraphs (b)(3), (b)(4), and (b)(5) of this section are considered acceptable procedures for determining the annual average concentration. They may be used in combination, and no one procedure shall take precedence over another.

(3) Knowledge of the wastewater. Where knowledge is used to determine the annual average concentration, the owner or operator shall provide sufficient information to document the annual average concentration for wastewater streams determined to be Group 2 wastewater streams. Documentation to determine the annual average concentration is not required for Group 1 streams. Examples of acceptable documentation include material balances, records of chemical purchases, process stoichiometry, or previous test results. If test data are used, the owner or operator shall provide documentation describing the testing protocol and the means by which any losses of volatile compounds during sampling, and the bias and accuracy of the analytical method, were accounted for in the determination.

(4) Bench-scale or pilot-scale test data. Where bench-scale or pilot-scale test data are used to determine the annual average concentration, the owner or operator shall provide sufficient information to document that the data are representative of the actual annual average concentration, or are reliably indicative of another relevant characteristic of the wastewater stream that could be used to predict the annual average concentration. For concentration data, the owner or operator shall also provide documentation describing the testing protocol, and the means by which any losses of volatile compounds during sampling, and the bias and accuracy of the analytical method, were accounted for in the determination of annual average concentration.

**SECTION D. Source Level Requirements**

(5) Test data from sampling at the point of determination or at a location downstream of the point of determination. Where an owner or operator elects to comply with paragraph (a)(1) of this section by measuring the concentration for the relevant Table 8 or Table 9 compounds, the owner or operator shall comply with the requirements of this paragraph. For each wastewater stream, measurements shall be made either at the point of determination, or downstream of the point of determination with adjustment for concentration changes made according to paragraph (b)(6) of this section. A minimum of three samples from each wastewater stream shall be taken. Samples may be grab samples or composite samples.

(i) Methods. The owner or operator shall use any of the methods specified in paragraphs (b)(5)(i)(A) through (b)(5)(i)(F) of this section.

(A) Method 25D. Use procedures specified in Method 25D of 40 CFR part 60, appendix A.

(B) Method 305. Use procedures specified in Method 305 of 40 CFR part 63, appendix A.

(C) Methods 624 and 625. Use procedures specified in Methods 624 and 625 of 40 CFR part 136, appendix A and comply with the sampling protocol requirements specified in paragraph (b)(5)(ii) of this section. If these methods are used to analyze one or more compounds that are not on the method's published list of approved compounds, the Alternative Test Procedure specified in 40 CFR 136.4 and 136.5 shall be followed. For Method 625, make corrections to the compounds for which the analysis is being conducted based on the accuracy as recovery factors in Table 7 of the method.

(D) Method 1624 and Method 1625. Use procedures specified in Method 1624 and Method 1625 of 40 CFR part 136, appendix A and comply with the requirements specified in paragraph (b)(5)(ii) of this section. If these methods are used to analyze one or more compounds that are not on the method's published list of approved compounds, the Alternative Test Procedure specified in 40 CFR 136.4 and 136.5 shall be followed.

(E) Other EPA method(s). Use procedures specified in the method and comply with the requirements specified in paragraphs (b)(5)(ii) and either paragraph (b)(5)(iii)(A) or (b)(5)(iii)(B) of this section.

(F) Method(s) other than EPA method. Use procedures specified in the method and comply with the requirements specified in paragraphs (b)(5)(ii) and (b)(5)(iii)(A) of this section.

(G) Method 8260B. Use procedures specified in Method 8260B in the SW-846 Compendium of Methods.

(H) Method 316. Use Method 316 to determine formaldehyde concentration.

(ii) Sampling plan. The owner or operator who is expressly referred to this paragraph by provisions of this subpart shall prepare a sampling plan. Wastewater samples shall be collected using sampling procedures which minimize loss of organic compounds during sample collection and analysis and maintain sample integrity. The sample plan shall include procedures for determining recovery efficiency of the relevant hazardous air pollutants listed in table 8 or table 9 of this subpart. An example of an acceptable sampling plan would be one that incorporates similar sampling and sample handling requirements to those of Method 25D of 40 CFR part 60, appendix A. The sampling plan shall be maintained at the facility.

(iii) Validation of methods. The owner or operator shall validate EPA methods other than Methods 25D, 305, 624, 625, 1624, and 1625 using the procedures specified in paragraph (b)(5)(iii)(A) or (b)(5)(iii)(B) of this section. The owner or operator shall validate other methods as specified in paragraph (b)(5)(iii)(A) of this section.

(A) Validation of EPA methods and other methods. The method used to measure organic hazardous air pollutants concentrations in the wastewater shall be validated according to section 5.1 or 5.3, and the corresponding calculations in section 6.1 or 6.3, of Method 301 of appendix A of this part. The data are acceptable if they meet the criteria specified in section 6.1.5 or 6.3.3 of Method 301 of appendix A of this part. If correction is required under section 6.3.3 of Method 301 of appendix A of this part, the data are acceptable if the correction factor is within the range 0.7 to 1.30. Other sections of Method 301 of appendix A of this part are not required. The concentrations of the individual organic hazardous air pollutants measured in the water may be corrected to their concentrations had they been measured by Method 305 of appendix A of this part, by multiplying each concentration by the compound-specific fraction measured (F_m) factor listed in table 34 of this subpart.

**SECTION D. Source Level Requirements**

(B) Validation for EPA methods. Follow the procedures as specified in "Alternative Validation Procedure for EPA Waste Methods" 40 CFR part 63, appendix D.

(iv) Calculations of average concentration. The average concentration for each individually speciated Table 8 compound shall be calculated by adding the individual values determined for the specific compound in each sample and dividing by the number of samples. The total average concentration of Table 9 compounds shall be calculated by first summing the concentration of the individual compounds to obtain a total hazardous air pollutants concentration for the sample; add the sample totals and then divide by the number of samples in the run to obtain the sample average for the run. If the method used does not speciate the compounds, the sample results should be added and this total divided by the number of samples in the run to obtain the sample average for the run.

(6) Adjustment for concentrations determined downstream of the point of determination. The owner or operator shall make corrections to the annual average concentration or total annual average concentration when the concentration is determined downstream of the point of determination at a location where: two or more wastewater streams have been mixed; one or more wastewater streams have been treated; or, losses to the atmosphere have occurred. The owner or operator shall make the adjustments either to the individual data points or to the final annual average concentration.

(c) [Does not apply]

[62 FR 2762, Jan. 17, 1997, as amended at 79 FR 11283, Feb. 27, 2014]

III. MONITORING REQUIREMENTS.

No additional monitoring requirements exist except as provided in other sections of this permit including Section B (Title V General Requirements) and/or Section E (Source Group Restrictions).

IV. RECORDKEEPING REQUIREMENTS.

No additional record keeping requirements exist except as provided in other sections of this permit including Section B (Title V General Requirements) and/or Section E (Source Group Restrictions).

V. REPORTING REQUIREMENTS.

No additional reporting requirements exist except as provided in other sections of this permit including Section B (Title V General Requirements) and/or Section E (Source Group Restrictions).

VI. WORK PRACTICE REQUIREMENTS.

003 [40 CFR Part 63 NESHPAS for Source Categories §40 CFR 63.8020]

Subpart HHHHH - National Emission Standards for Hazardous Air Pollutants: Miscellaneous Coating Manufacturing
What requirements apply to my wastewater streams?

(a) You must meet each requirement in Table 4 to this subpart that applies to your wastewater streams, and you must meet each applicable requirement specified in §63.8000 and paragraphs (b) through (d) of this section.

(b) For each wastewater stream that you generate, you must either designate the wastewater stream as a Group 1 wastewater stream according to the procedures in paragraph (b)(1) of this section, or you must determine whether the wastewater stream is a Group 1 wastewater stream according to the procedures in paragraph (b)(2) of this section.

(1) You may designate any wastewater stream as a Group 1 wastewater stream. You do not have to determine the concentration for any designated Group 1 wastewater stream.

(2) For wastewater streams that you do not designate as Group 1 wastewater streams, you must use the procedures specified in §63.144(b) to establish the concentrations, except as specified in paragraphs (b)(2)(i) and (ii) of this section.

**SECTION D. Source Level Requirements**

(i) References to Table 8 compounds in §63.144 do not apply for the purposes of this subpart.

(ii) Alternative test methods. (A) As an alternative to the test methods specified in §63.144(b)(5)(i), you may use Method 8260 or 8270 as specified in §63.1257(b)(10)(iii).

(B) As an alternative to using the methods specified in §63.144(b)(5)(i), you may conduct wastewater analyses using Method 1666 or 1671 of 40 CFR part 136, appendix A, and comply with the sampling protocol requirements specified in §63.144(b)(5)(ii). The validation requirements specified in §63.144(b)(5)(iii) do not apply if you use Method 1666 or 1671 of 40 CFR part 136, appendix A.

(c) - (d) [Do not apply]

VII. ADDITIONAL REQUIREMENTS.

No additional requirements exist except as provided in other sections of this permit including Section B (Title V General Requirements) and/or Section E (Source Group Restrictions).

***** Permit Shield in Effect. *****

**SECTION D. Source Level Requirements**

Source ID: 10810 Source Name: "NA BR / NA CL" WASTE BULK TANK
 Source Capacity/Throughput: N/A WASTEWATER

Conditions for this source occur in the following groups: WASTEWATER - FFFF

I. RESTRICTIONS.

No additional requirements exist except as provided in other sections of this permit including Section B (Title V General Requirements) and/or Section E (Source Group Restrictions).

II. TESTING REQUIREMENTS.

No additional testing requirements exist except as provided in other sections of this permit including Section B (Title V General Requirements) and/or Section E (Source Group Restrictions).

III. MONITORING REQUIREMENTS.

No additional monitoring requirements exist except as provided in other sections of this permit including Section B (Title V General Requirements) and/or Section E (Source Group Restrictions).

IV. RECORDKEEPING REQUIREMENTS.

No additional record keeping requirements exist except as provided in other sections of this permit including Section B (Title V General Requirements) and/or Section E (Source Group Restrictions).

V. REPORTING REQUIREMENTS.

No additional reporting requirements exist except as provided in other sections of this permit including Section B (Title V General Requirements) and/or Section E (Source Group Restrictions).

VI. WORK PRACTICE REQUIREMENTS.

No additional work practice requirements exist except as provided in other sections of this permit including Section B (Title V General Requirements) and/or Section E (Source Group Restrictions).

VII. ADDITIONAL REQUIREMENTS.

No additional requirements exist except as provided in other sections of this permit including Section B (Title V General Requirements) and/or Section E (Source Group Restrictions).

***** Permit Shield in Effect. *****

**SECTION D. Source Level Requirements**

Source ID: 10990

Source Name: SOLVENT RECOVERY UNIT

Source Capacity/Throughput:

N/A

Conditions for this source occur in the following groups: RACT II PRESUMPTIVE

I. RESTRICTIONS.

No additional requirements exist except as provided in other sections of this permit including Section B (Title V General Requirements) and/or Section E (Source Group Restrictions).

II. TESTING REQUIREMENTS.

No additional testing requirements exist except as provided in other sections of this permit including Section B (Title V General Requirements) and/or Section E (Source Group Restrictions).

III. MONITORING REQUIREMENTS.

No additional monitoring requirements exist except as provided in other sections of this permit including Section B (Title V General Requirements) and/or Section E (Source Group Restrictions).

IV. RECORDKEEPING REQUIREMENTS.

No additional record keeping requirements exist except as provided in other sections of this permit including Section B (Title V General Requirements) and/or Section E (Source Group Restrictions).

V. REPORTING REQUIREMENTS.

No additional reporting requirements exist except as provided in other sections of this permit including Section B (Title V General Requirements) and/or Section E (Source Group Restrictions).

VI. WORK PRACTICE REQUIREMENTS.**# 001 [25 Pa. Code §127.511]****Monitoring and related recordkeeping and reporting requirements.**

The permittee shall maintain and operate the source in accordance with the manufacturer's specifications and in a manner consistent with good air pollution control practices.

VII. ADDITIONAL REQUIREMENTS.

No additional requirements exist except as provided in other sections of this permit including Section B (Title V General Requirements) and/or Section E (Source Group Restrictions).

***** Permit Shield in Effect. *****

**SECTION D. Source Level Requirements**

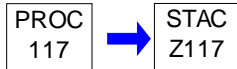
Source ID: 117

Source Name: STORAGE TANK (XYLENE, TOLUENE, MEK)

Source Capacity/Throughput:

0.010 Gal/HR

Conditions for this source occur in the following groups: 129.57

**I. RESTRICTIONS.**

No additional requirements exist except as provided in other sections of this permit including Section B (Title V General Requirements) and/or Section E (Source Group Restrictions).

II. TESTING REQUIREMENTS.

No additional testing requirements exist except as provided in other sections of this permit including Section B (Title V General Requirements) and/or Section E (Source Group Restrictions).

III. MONITORING REQUIREMENTS.

No additional monitoring requirements exist except as provided in other sections of this permit including Section B (Title V General Requirements) and/or Section E (Source Group Restrictions).

IV. RECORDKEEPING REQUIREMENTS.

No additional record keeping requirements exist except as provided in other sections of this permit including Section B (Title V General Requirements) and/or Section E (Source Group Restrictions).

V. REPORTING REQUIREMENTS.

No additional reporting requirements exist except as provided in other sections of this permit including Section B (Title V General Requirements) and/or Section E (Source Group Restrictions).

VI. WORK PRACTICE REQUIREMENTS.

No additional work practice requirements exist except as provided in other sections of this permit including Section B (Title V General Requirements) and/or Section E (Source Group Restrictions).

VII. ADDITIONAL REQUIREMENTS.

No additional requirements exist except as provided in other sections of this permit including Section B (Title V General Requirements) and/or Section E (Source Group Restrictions).

***** Permit Shield in Effect. *****

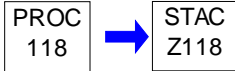
**SECTION D. Source Level Requirements**

Source ID: 118

Source Name: STORAGE TANK (XYLENE, TOLUENE, MEK)

Source Capacity/Throughput: 0.010 Gal/HR

Conditions for this source occur in the following groups: 129.57

**I. RESTRICTIONS.**

No additional requirements exist except as provided in other sections of this permit including Section B (Title V General Requirements) and/or Section E (Source Group Restrictions).

II. TESTING REQUIREMENTS.

No additional testing requirements exist except as provided in other sections of this permit including Section B (Title V General Requirements) and/or Section E (Source Group Restrictions).

III. MONITORING REQUIREMENTS.

No additional monitoring requirements exist except as provided in other sections of this permit including Section B (Title V General Requirements) and/or Section E (Source Group Restrictions).

IV. RECORDKEEPING REQUIREMENTS.

No additional record keeping requirements exist except as provided in other sections of this permit including Section B (Title V General Requirements) and/or Section E (Source Group Restrictions).

V. REPORTING REQUIREMENTS.

No additional reporting requirements exist except as provided in other sections of this permit including Section B (Title V General Requirements) and/or Section E (Source Group Restrictions).

VI. WORK PRACTICE REQUIREMENTS.

No additional work practice requirements exist except as provided in other sections of this permit including Section B (Title V General Requirements) and/or Section E (Source Group Restrictions).

VII. ADDITIONAL REQUIREMENTS.

No additional requirements exist except as provided in other sections of this permit including Section B (Title V General Requirements) and/or Section E (Source Group Restrictions).

***** Permit Shield in Effect. *****

**SECTION D. Source Level Requirements**

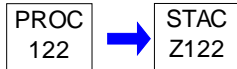
Source ID: 122

Source Name: STORAGE TANK (METHANOL, HOH, XYLENE)

Source Capacity/Throughput:

0.010 Gal/HR

Conditions for this source occur in the following groups: 129.57

**I. RESTRICTIONS.**

No additional requirements exist except as provided in other sections of this permit including Section B (Title V General Requirements) and/or Section E (Source Group Restrictions).

II. TESTING REQUIREMENTS.

No additional testing requirements exist except as provided in other sections of this permit including Section B (Title V General Requirements) and/or Section E (Source Group Restrictions).

III. MONITORING REQUIREMENTS.

No additional monitoring requirements exist except as provided in other sections of this permit including Section B (Title V General Requirements) and/or Section E (Source Group Restrictions).

IV. RECORDKEEPING REQUIREMENTS.

No additional record keeping requirements exist except as provided in other sections of this permit including Section B (Title V General Requirements) and/or Section E (Source Group Restrictions).

V. REPORTING REQUIREMENTS.

No additional reporting requirements exist except as provided in other sections of this permit including Section B (Title V General Requirements) and/or Section E (Source Group Restrictions).

VI. WORK PRACTICE REQUIREMENTS.

No additional work practice requirements exist except as provided in other sections of this permit including Section B (Title V General Requirements) and/or Section E (Source Group Restrictions).

VII. ADDITIONAL REQUIREMENTS.

No additional requirements exist except as provided in other sections of this permit including Section B (Title V General Requirements) and/or Section E (Source Group Restrictions).

***** Permit Shield in Effect. *****

**SECTION D. Source Level Requirements**

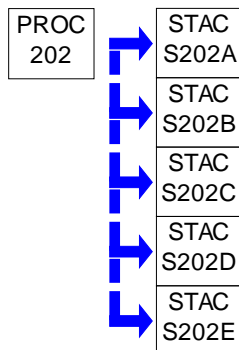
Source ID: 202

Source Name: REACTOR RS-18, HOLD TANK, CONDENSER

Source Capacity/Throughput:

N/A

Conditions for this source occur in the following groups: 123.13
 GROUP 2 BATCH PROCESS VENTS
 M O C PROCESS
 RACT II PRESUMPTIVE

**I. RESTRICTIONS.**

No additional requirements exist except as provided in other sections of this permit including Section B (Title V General Requirements) and/or Section E (Source Group Restrictions).

II. TESTING REQUIREMENTS.

No additional testing requirements exist except as provided in other sections of this permit including Section B (Title V General Requirements) and/or Section E (Source Group Restrictions).

III. MONITORING REQUIREMENTS.

No additional monitoring requirements exist except as provided in other sections of this permit including Section B (Title V General Requirements) and/or Section E (Source Group Restrictions).

IV. RECORDKEEPING REQUIREMENTS.

No additional record keeping requirements exist except as provided in other sections of this permit including Section B (Title V General Requirements) and/or Section E (Source Group Restrictions).

V. REPORTING REQUIREMENTS.

No additional reporting requirements exist except as provided in other sections of this permit including Section B (Title V General Requirements) and/or Section E (Source Group Restrictions).

VI. WORK PRACTICE REQUIREMENTS.

No additional work practice requirements exist except as provided in other sections of this permit including Section B (Title V General Requirements) and/or Section E (Source Group Restrictions).

**SECTION D. Source Level Requirements****VII. ADDITIONAL REQUIREMENTS.**

No additional requirements exist except as provided in other sections of this permit including Section B (Title V General Requirements) and/or Section E (Source Group Restrictions).

***** Permit Shield in Effect. *****

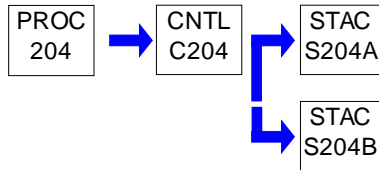
**SECTION D. Source Level Requirements**

Source ID: 204

Source Name: DCD/METHYLENE CHLORIDE STILL

Source Capacity/Throughput:

Conditions for this source occur in the following groups: GROUP 2 BATCH PROCESS VENTS
 RACT II PRESUMPTIVE

**I. RESTRICTIONS.**

No additional requirements exist except as provided in other sections of this permit including Section B (Title V General Requirements) and/or Section E (Source Group Restrictions).

II. TESTING REQUIREMENTS.

No additional testing requirements exist except as provided in other sections of this permit including Section B (Title V General Requirements) and/or Section E (Source Group Restrictions).

III. MONITORING REQUIREMENTS.

No additional monitoring requirements exist except as provided in other sections of this permit including Section B (Title V General Requirements) and/or Section E (Source Group Restrictions).

IV. RECORDKEEPING REQUIREMENTS.

No additional record keeping requirements exist except as provided in other sections of this permit including Section B (Title V General Requirements) and/or Section E (Source Group Restrictions).

V. REPORTING REQUIREMENTS.

No additional reporting requirements exist except as provided in other sections of this permit including Section B (Title V General Requirements) and/or Section E (Source Group Restrictions).

VI. WORK PRACTICE REQUIREMENTS.**# 001 [25 Pa. Code §127.511]****Monitoring and related recordkeeping and reporting requirements.**

The permittee shall maintain a Preventive Maintenance Procedure for the drums of the carbon adsorption system associated with this source. Maintenance intervals are based on the recommendations of the manufacturer. Scheduled maintenance that requires the shutdown or bypassing of the carbon adsorption system must be accompanied by the shutdown of the associated air pollution sources. The permittee shall maintain records of maintenance activities in hard copy or electronic format.

VII. ADDITIONAL REQUIREMENTS.

No additional requirements exist except as provided in other sections of this permit including Section B (Title V General Requirements) and/or Section E (Source Group Restrictions).

***** Permit Shield in Effect. *****

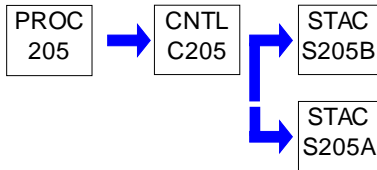
**SECTION D. Source Level Requirements**

Source ID: 205

Source Name: REACTOR LRTR-7000 LATEX REACTOR & VACUUM VENT

Source Capacity/Throughput:

Conditions for this source occur in the following groups: GROUP 2 BATCH PROCESS VENTS
 RACT II PRESUMPTIVE

**I. RESTRICTIONS.****Control Device Efficiency Restriction(s).****# 001 [25 Pa. Code §127.12b]****Plan approval terms and conditions.**

The carbon adsorption control system for this source shall be maintained and operated in a manner which achieves a minimum control efficiency of 95% removal of methylene chloride.

II. TESTING REQUIREMENTS.

No additional testing requirements exist except as provided in other sections of this permit including Section B (Title V General Requirements) and/or Section E (Source Group Restrictions).

III. MONITORING REQUIREMENTS.**# 002 [25 Pa. Code §127.12b]****Plan approval terms and conditions.**

- The permittee shall monitor the outlet of each carbon canister for breakthrough of methylene chloride on a per batch basis until sufficient experience is gained, and a regular schedule for carbon canister change-out is determined. After the carbon canister change-out schedule is determined, the permittee shall notify the Department of the proposed schedule.
- Monitoring is to be done using Draeger Tubes (or equivalent) and is to be performed while the source is operating at the estimated peak emission rate.

IV. RECORDKEEPING REQUIREMENTS.**# 003 [25 Pa. Code §127.511]****Monitoring and related recordkeeping and reporting requirements.**

- The permittee shall maintain records of all batches processed through this source and a record of the results from all Draeger Tube (or equivalent) monitoring performed to determine the performance of the control devices.
- The permittee shall calculate and record the estimated control efficiency of the carbon adsorption system after each Draeger Tube monitoring.
- The permittee shall maintain records of all carbon canister change-outs performed.

V. REPORTING REQUIREMENTS.

No additional reporting requirements exist except as provided in other sections of this permit including Section B (Title V General Requirements) and/or Section E (Source Group Restrictions).

**SECTION D. Source Level Requirements****VI. WORK PRACTICE REQUIREMENTS.****# 004 [25 Pa. Code §127.511]****Monitoring and related recordkeeping and reporting requirements.**

- a) Each carbon adsorption canister shall be changed-out at or before the time it becomes saturated and/or breakthrough occurs.
- b) The permittee shall maintain and operate this source and all associated control devices in accordance with the manufacturer's specifications and in a manner consistent with good air pollution control practices.

VII. ADDITIONAL REQUIREMENTS.

No additional requirements exist except as provided in other sections of this permit including Section B (Title V General Requirements) and/or Section E (Source Group Restrictions).

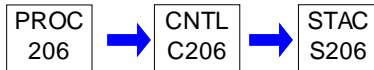
***** Permit Shield in Effect. *****

**SECTION D. Source Level Requirements**

Source ID: 206

Source Name: BROMINE STORAGE & TRANSFER

Source Capacity/Throughput:

**I. RESTRICTIONS.****Control Device Efficiency Restriction(s).**

001 [25 Pa. Code §127.12b]

Plan approval terms and conditions.

The bromine scrubber for this source shall maintain a control efficiency of 99% removal of the bromine emissions.

II. TESTING REQUIREMENTS.

No additional testing requirements exist except as provided in other sections of this permit including Section B (Title V General Requirements).

III. MONITORING REQUIREMENTS.

No additional monitoring requirements exist except as provided in other sections of this permit including Section B (Title V General Requirements).

IV. RECORDKEEPING REQUIREMENTS.

002 [25 Pa. Code §127.511]

Monitoring and related recordkeeping and reporting requirements.

The operator shall maintain a log of all periods of operation, all control system checks, all maintenance operations performed, and all occurrences of alarms sounded by the monitoring system. The log may be maintained in hard copy or electronically through the process control system.

V. REPORTING REQUIREMENTS.

No additional reporting requirements exist except as provided in other sections of this permit including Section B (Title V General Requirements).

VI. WORK PRACTICE REQUIREMENTS.

003 [25 Pa. Code §127.12b]

Plan approval terms and conditions.

- a) Equipment to monitor the flow rate of scrubber solution through the bromine scrubber (C206) shall be permanently installed and maintained.
- b) The flow rate of scrubber solution through the bromine scrubber shall be maintained in the range of 15 to 20 gallons per minute at all times during periods of operation.
- c) The owner of operator of this source shall ensure that fluid is flowing through the scrubber whenever the source is in operation. Verification may occur via the operator visually checking the fluid flow at the startup of the process and at least once every eight (8) hours that the source is in operation, or electronically through the process control system.
- d) The pH of the scrubber solution for the bromine scrubber shall be maintained at a level of 10 or greater at all times during periods of operation.
- e) The bromine scrubber shall be equipped with a pH alarm to indicate a lack of sufficient sodium hydroxide (NaOH) in the

**SECTION D. Source Level Requirements**

scrubber solution.

f) The bromine scrubber shall be equipped with an alarm to indicate a lack of sufficient flow of scrubber solution.

004 [25 Pa. Code §127.511]**Monitoring and related recordkeeping and reporting requirements.**

a) The permittee shall maintain the automatic pH monitoring system for the scrubber system associated with this source.

b) The scrubber system is to be operated whenever the source is in operation and during bromine transfer operations.

c) The scrubber solution is to be recharged as needed to maintain effective operation.

d) This source and all associated control devices are to be maintained and operated in accordance with the manufacturers recommendations and in a manner consistent with good air pollution control practices.

VII. ADDITIONAL REQUIREMENTS.

No additional requirements exist except as provided in other sections of this permit including Section B (Title V General Requirements).

***** Permit Shield in Effect. *****

**SECTION D. Source Level Requirements**

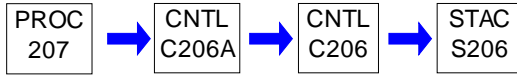
Source ID: 207

Source Name: RG-21 REACTOR, CONDENSER, VAC PUMP & BROMINATION EXHAUSTS

Source Capacity/Throughput:

N/A

Conditions for this source occur in the following groups: GROUP 2 BATCH PROCESS VENTS

**I. RESTRICTIONS.****Emission Restriction(s).****# 001 [25 Pa. Code §127.12b]****Plan approval terms and conditions.**

The emissions from this source shall not exceed the following:

- i) 1.1 tons of HAPS per year calculated as a 12-month rolling total;
- ii) 1.0 tons of VOC per year calculated as a 12-month rolling total; and
- iii) 0.2 tons of Hydrogen Bromide per year calculated as a 12-month rolling total.

II. TESTING REQUIREMENTS.

No additional testing requirements exist except as provided in other sections of this permit including Section B (Title V General Requirements) and/or Section E (Source Group Restrictions).

III. MONITORING REQUIREMENTS.**# 002 [25 Pa. Code §127.12b]****Plan approval terms and conditions.**

The permittee shall continuously monitor the outlet water temperature of the condenser while the source is in bromine service.

IV. RECORDKEEPING REQUIREMENTS.**# 003 [25 Pa. Code §127.12b]****Plan approval terms and conditions.**

The permittee shall keep a record of the emissions for the source in order to determine compliance with the emission limits of this plan approval.

004 [25 Pa. Code §127.12b]**Plan approval terms and conditions.**

The permittee shall maintain a daily record of the operational inspections of the control device on any day the source is operated. These records shall, at a minimum, contain:

- i) Scrubber liquid flow rate;
- ii) Scrubber liquid pH; and
- iii) Outlet water temperature of the condenser.

Records shall be kept for a minimum of five (5) years and shall be made available to the Department upon request.

**SECTION D. Source Level Requirements****# 005 [25 Pa. Code §127.12b]****Plan approval terms and conditions.**

The permittee shall maintain a quarterly record of preventative maintenance inspections of the control device. These records shall, at a minimum, contain:

- i) The dates of inspections;
- ii) Any problems or defects;
- iii) The actions taken to correct the problem or defect;
- iv) Any routine maintenance performed.

Records shall be kept for a minimum of five (5) years and shall be made available to the Department upon request.

V. REPORTING REQUIREMENTS.

No additional reporting requirements exist except as provided in other sections of this permit including Section B (Title V General Requirements) and/or Section E (Source Group Restrictions).

VI. WORK PRACTICE REQUIREMENTS.**# 006 [25 Pa. Code §127.12b]****Plan approval terms and conditions.**

- a) The permittee shall install, maintain, and operate the source and control device in accordance with the manufacturer's specifications and in accordance with good air pollution control practices.
- b) The permittee shall perform quarterly preventative maintenance inspections of the control device to include inspection of the pH transmitter and pH calibration check.
- c) The permittee shall perform daily operational inspections of the control device when the source is in operation.
- d) The permittee shall operate the control devices at all times the source is in bromine service.

007 [25 Pa. Code §127.12b]**Plan approval terms and conditions.**

- a) Equipment to monitor the flow rate and pH of the scrubber solution through the control device shall be permanently installed, operated and maintained.
- b) The permittee shall maintain the flow rate of the scrubber solution through the control device in the range of 15 to 20 gallons per minute at all times during periods of operation.
- c) The permittee shall visually inspect the fluid flow through the glass scrubber column to assure that no flooding or channeling is taking place. The permittee shall visually check the fluid flow at the startup of the process and at least once every eight (8) hours that the source is in operation.
- d) The permittee shall maintain the pH of the scrubber solution through the control device at a level of 10 or greater at all times during periods of operation.
- e) The control unit shall be equipped with a pH alarm to indicate a lack of sufficient sodium hydroxide in the scrubber solution.
- f) The control unit shall be equipped with an alarm to indicate a lack of flow of the scrubber solution.

**SECTION D. Source Level Requirements****VII. ADDITIONAL REQUIREMENTS.**

No additional requirements exist except as provided in other sections of this permit including Section B (Title V General Requirements) and/or Section E (Source Group Restrictions).

***** Permit Shield in Effect. *****

**SECTION D. Source Level Requirements**

Source ID: 300

Source Name: LDAR - 40 CFR 63 - SUBPART TT

Source Capacity/Throughput:

I. RESTRICTIONS.**Emission Restriction(s).****# 001 [40 CFR Part 63 NESHAPS for Source Categories §40 CFR 63.1002]
Subpart TT - National Emission Standards for Equipment Leaks - Control Level 1
Compliance assessment.**

(a) General procedures for compliance assessment. Compliance with this subpart will be determined by review of the records required by §63.1017 and the reports required by §63.1018, by review of performance test results, and by inspections.

(b) Alternative means of emission limitation. The provisions of paragraph (b) of this section do not apply to the performance standards of §63.1006(e)(4) for valves designated as having no detectable emissions, §63.1011(b) for pressure relief devices, or §63.1012(f) for compressors operating under the alternative compressor standard.

(1) An owner or operator may request a determination of alternative means of emission limitation to the requirements of §§63.1005 through 63.1015 as provided in paragraphs (b)(2) through (b)(6) of this section. If the Administrator makes a determination that an alternative means of emission limitation is a permissible alternative, the owner or operator shall comply with the alternative.

(2) Permission to use an alternative means of emission limitation shall be governed by the following procedures in paragraphs (b)(3) through (b)(6) of this section.

(3) Where the standard is an equipment, design, or operational requirement the criteria specified in paragraphs (b)(3)(i) and (b)(3)(ii) shall be met.

(i) Each owner or operator applying for permission to use an alternative means of emission limitation shall be responsible for collecting and verifying emission performance test data for an alternative means of emission limitation.

(ii) The Administrator will compare test data for the means of emission limitation to test data for the equipment, design, and operational requirements.

(4) Where the standard is a work practice the criteria specified in paragraphs (b)(4)(i) through (b)(4)(iv) shall be met.

(i) Each owner or operator applying for permission shall be responsible for collecting and verifying test data for an alternative means of emission limitation.

(ii) For each kind of equipment for which permission is requested, the emission reduction achieved by the alternative means of emission limitation shall be demonstrated.

(iii) The Administrator will compare the demonstrated emission reduction for the alternative means of emission limitation to the demonstrated emission reduction for the required work practices.

(iv) The Administrator may condition the permission on requirements that may be necessary to ensure operation and maintenance to achieve the same or greater emission reduction as the required work practices of this subpart.

(5) An owner or operator may offer a unique approach to demonstrate the alternative means of emission limitation.

(6) If, in the judgement of the Administrator, an alternative means of emission limitation will be approved, the Administrator will publish a notice of the determination in the Federal Register.

(7)(i) Manufacturers of equipment used to control equipment leaks of a regulated material may apply to the Administrator for permission for an alternative means of emission limitation that achieves a reduction in emissions of the regulated material achieved by the equipment, design, and operational requirements of this subpart.

(ii) The Administrator will grant permission according to the provisions of paragraphs (b)(3), (b)(4), (b)(5) and (b)(6) of

**SECTION D. Source Level Requirements**

this section.

[64 FR 34886, June 29, 1999, as amended at 64 FR 63705, Nov. 22, 1999]

II. TESTING REQUIREMENTS.

No additional testing requirements exist except as provided in other sections of this permit including Section B (Title V General Requirements).

III. MONITORING REQUIREMENTS.**# 002 [40 CFR Part 63 NESHAPS for Source Categories §40 CFR 63.1004]****Subpart TT - National Emission Standards for Equipment Leaks - Control Level 1****Instrument and sensory monitoring for leaks.**

(a) Monitoring for leaks. The owner or operator of a regulated source subject to this subpart shall monitor all regulated equipment as specified in paragraph (a)(1) of this section for instrument monitoring and paragraph (a)(2) of this section for sensory monitoring.

(1) Instrument monitoring for leaks. (i) Valves in gas and vapor service and in light liquid service shall be monitored pursuant to §63.1006(b).

(ii) Pumps in light liquid service shall be monitored pursuant to §63.1007(b).

(iii) Connectors in gas and vapor service and in light liquid service shall be monitored pursuant to §63.1008(b).

(iv) Agitators in gas and vapor service and in light liquid service shall be monitored pursuant to §63.1009(b).

(v) Pressure relief devices in gas and vapor service shall be monitored pursuant to §63.1011(c).

(vi) Compressors designated to operate with an instrument reading less than 500 parts per million as described in §63.1003(e), shall be monitored pursuant to §63.1012(f).

(2) Sensory monitoring for leaks. (i) Pumps in light liquid service shall be observed pursuant to §63.1007(b)(3) and (e)(1)(v).

(ii) [Reserved]

(iii) Agitators in gas and vapor service and in light liquid service shall be observed pursuant to §63.1009(b)(3) or (e)(1)(iv).

(iv) [Reserved]

(b) Instrument monitoring methods. Instrument monitoring, as required under this subpart, shall comply with the requirements specified in paragraphs (b)(1) through (b)(6) of this section.

(1) Monitoring method. Monitoring shall comply with Method 21 of 40 CFR part 60, appendix A.

(2) Detection instrument performance criteria. (i) Except as provided for in paragraph (b)(2)(ii) of this section, the detection instrument shall meet the performance criteria of Method 21 of 40 CFR part 60, appendix A, except the instrument response factor criteria in section 3.1.2(a) of Method 21 shall be for the representative composition of the process fluid, and not for each individual HAP, VOC or other regulated material individual chemical compound in the stream. For process streams that contain nitrogen, air, water, or other inerts that are not regulated materials, the representative stream response factor shall be calculated on an inert-free basis. The response factor may be determined at any concentration for which monitoring for leaks will be conducted.

**SECTION D. Source Level Requirements**

(ii) If there is no instrument commercially available that will meet the performance criteria specified in paragraph (b)(2)(i) of this section, the instrument readings may be adjusted by multiplying by the representative response factor of the process fluid, calculated on an inert-free basis as described in paragraph (b)(2)(i) of this section.

(3) Detection instrument calibration procedure. The detection instrument shall be calibrated before use on each day of its use by the procedures specified in Method 21 of 40 CFR part 60, appendix A.

(4) Detection instrument calibration gas. Calibration gases shall be zero air (less than 10 parts per million of hydrocarbon in air); and a mixture of methane in air at a concentration of approximately, but less than, 10,000 parts per million; or a mixture of n-hexane in air at a concentration of approximately, but less than, 10,000 parts per million. A calibration gas other than methane in air or n-hexane in air may be used if the instrument does not respond to methane or n-hexane or if the instrument does not meet the performance criteria specified in paragraph (b)(2)(i) of this section. In such cases, the calibration gas may be a mixture of one or more compounds to be measured in air.

(5) Monitoring performance. Monitoring shall be performed when the equipment is in regulated material service or is in use with any other detectable material.

(6) Monitoring data. Monitoring data obtained prior to the regulated source becoming subject to the referencing subpart that do not meet the criteria specified in paragraphs (b)(1) through (b)(5) of this section may still be used to initially qualify for less frequent monitoring under the provisions in §63.1006(a)(2), (b)(3) or (b)(4) for valves provided the departures from the criteria specified or from the specified monitoring frequency of §63.1006(b)(3) are minor and do not significantly affect the quality of the data. Examples of minor departures are monitoring at a slightly different frequency (such as every six weeks instead of monthly or quarterly), following the performance criteria of section 3.1.2(a) of Method 21 of appendix A of 40 CFR part 60 instead of paragraph (b)(2) of this section, or monitoring at a different leak definition if the data would indicate the presence or absence of a leak at the concentration specified in the referencing subpart. Failure to use a calibrated instrument is not considered a minor departure.

(c) Instrument monitoring using background adjustments. The owner or operator may elect to adjust or not to adjust the instrument readings for background. If an owner or operator elects not to adjust instrument readings for background, the owner or operator shall monitor the equipment according to the procedures specified in paragraphs (b)(1) through (b)(5) of this section. In such case, all instrument readings shall be compared directly to the applicable leak definition for the monitored equipment to determine whether there is a leak or to determine compliance with §63.1011(b) (pressure relief devices in gas and vapor service) or §63.1012(f) (compressors). If an owner or operator elects to adjust instrument readings for background, the owner or operator shall monitor the equipment according to the procedures specified in paragraphs (c)(1) through (c)(4) of this section.

(1) The requirements of paragraphs (b)(1) through (b)(5) of this section shall apply.

(2) The background level shall be determined, using the procedures in Method 21 of 40 CFR part 60, appendix A.

(3) The instrument probe shall be traversed around all potential leak interfaces as close to the interface as possible (as described in Method 21 of 40 CFR part 60, appendix A).

(4) The arithmetic difference between the maximum concentration indicated by the instrument and the background level shall be compared to the applicable leak definitions for the monitored equipment to determine whether there is a leak or to determine compliance with §63.1011(b) (pressure relief devices in gas and vapor service) or §63.1012(f) (compressors).

(d) Sensory monitoring methods. Sensory monitoring, as required under this subpart, shall consist of detection of a potential leak to the atmosphere by visual, audible, olfactory, or any other detection method.

(e) Leaking equipment identification and records. (1) When each leak is detected pursuant to the monitoring specified in paragraph (a) of this section, a weatherproof and readily visible identification, marked with the equipment identification, shall be attached to the leaking equipment.

(2) When each leak is detected, the information specified in §63.1005(e) shall be recorded and kept pursuant to the referencing subpart.

**SECTION D. Source Level Requirements**

[64 FR 34886, June 29, 1999, as amended at 64 FR 63706, Nov. 22, 1999]

**# 003 [40 CFR Part 63 NESHAPS for Source Categories §40 CFR 63.1006]
Subpart TT - National Emission Standards for Equipment Leaks - Control Level 1
Valves in gas and vapor service and in light liquid service standards.**

(a) Compliance schedule. (1) The owner or operator shall comply with this section no later than the compliance dates specified in the referencing subpart.

(2) The use of monitoring data generated before the regulated source became subject to the referencing subpart to initially qualify for less frequent monitoring is governed by the provisions of §63.1004(b)(6).

(b) Leak detection. Unless otherwise specified in §63.1002(b), or §63.1016, or in paragraph (e) of this section, or the referencing subpart, the owner or operator shall monitor all valves at the intervals specified in paragraphs (b)(3) through (b)(6) of this section and shall comply with all other provisions of this section.

(1) Monitoring method. The valves shall be monitored to detect leaks by the method specified in §63.1004(b) and (c).

(2) Instrument reading that defines a leak. The instrument reading that defines a leak is 10,000 parts per million or greater.

(3) Monitoring period. (i) Each valve shall be monitored monthly to detect leaks, except as provided in paragraphs (b)(3)(ii), (e)(1), (e)(2), and (e)(4) of this section. An owner or operator may otherwise elect to comply with one of the alternative standards in paragraphs (b)(5) or (b)(6) of this section as specified in paragraph (b)(4) of this section.

(ii)(A) Any valve for which a leak is not detected for 2 successive months may be monitored the same month (first, second, or third month) of every quarter, beginning with the next quarter, until a leak is detected. The first quarterly monitoring shall occur less than 3 months following the last monthly monitoring.

(B) If a leak is detected, the valve shall be monitored monthly until a leak is not detected for 2 successive months.

(C) For purposes of paragraph (b) of this section, quarter means a 3-month period with the first quarter concluding on the last day of the last full month during the 180 days following initial startup.

(4) Allowance of alternative standards. An owner or operator may elect to comply with one of the alternatives specified in either paragraph (b)(5) or (b)(6) of this section if the percentage of valves leaking is equal to or less than 2.0 percent as determined by the procedure in paragraph (c) of this section. An owner or operator must notify the Administrator before implementing one of the alternatives specified in either paragraph (b)(5) or (b)(6) of this section.

(5) Allowable percentage alternative. An owner or operator choosing to comply with the allowable percentage alternative shall have an allowable percentage of leakers no greater than 2.0 percent for each affected facility or process unit and shall comply with paragraphs (b)(5)(i) and (b)(5)(ii) of this section.

(i) A compliance demonstration for each affected facility or process unit or affected facility complying with this alternative shall be conducted initially upon designation, annually, and at other times requested by the Administrator. For each such demonstration, all valves in gas and vapor and light liquid service within the affected facility or process unit shall be monitored within 1 week by the methods specified in §63.1004(b). If an instrument reading exceeds the equipment leak level specified in the referencing subpart, a leak is detected. The leak percentage shall be calculated as specified in paragraph (c) of this section.

(ii) If an owner or operator decides no longer to comply with this alternative, the owner or operator must notify the Administrator in writing that the work practice standard described in paragraph (b)(3) of this section will be followed.

(6) Skip period alternatives. An owner or operator may elect to comply with one of the alternative work practices specified in paragraphs (b)(6)(i) or (b)(6)(ii) of this section. An owner or operator electing to use one of these skip period alternatives

**SECTION D. Source Level Requirements**

shall comply with paragraphs (b)(6)(iii) and (b)(6)(iv) of this section. Before using either skip period alternative, the owner or operator shall initially comply with the requirements of paragraph (b)(3) of this section. Monitoring data generated before the regulated source became subject to the referencing subpart that meets the criteria of either §63.1004(b)(1) through (b)(5), or §63.1004(b)(6), may be used to initially qualify for skip period alternatives.

(i) After 2 consecutive quarterly leak detection periods with the percent of valves leaking equal to or less than 2.0 as determined by the procedure in paragraph (c) of this section, an owner or operator may begin to monitor for leaks once every 6 months.

(ii) After 5 consecutive quarterly leak detection periods with the percent of valves leaking equal to or less than 2.0 as determined by the procedure in paragraph (c) of this section, an owner or operator may begin to monitor for leaks once every year.

(iii) If the percent of valves leaking is greater than 2.0, the owner or operator shall comply with paragraph (b)(3) of this section, but can elect to comply with paragraph (b)(6) of this section if future percent of valves leaking is again equal to or less than 2.0.

(iv) The owner or operator shall keep a record of the monitoring schedule and the percent of valves found leaking during each monitoring period.

(c) Percent leaking valves calculation—calculation basis and procedures. (1) The owner or operator shall decide no later than the compliance date of this subpart, or upon revision of an operating permit whether to calculate percent leaking valves on a process unit or group of process units basis. Once the owner or operator has decided, all subsequent percentage calculations shall be made on the same basis and this shall be the basis used for comparison with the subgrouping criteria specified in paragraph (b)(5)(i) of this section.

(2) The percent of valves leaking shall be determined by dividing the sum of valves found leaking during current monitoring and valves for which repair has been delayed by the total number of valves subject to the requirements of this section.

(d) Leak repair. (1) If a leak is determined pursuant to paragraph (b), (e)(1), or (e)(2) of this section, then the leak shall be repaired using the procedures in §63.1005, as applicable.

(2) After a leak determined pursuant to paragraph (b) or (e)(2) of this section has been repaired, the valve shall be monitored at least once within the first 3 months after its repair. The monitoring required by this paragraph is in addition to the monitoring required to satisfy the definition of repair.

(i) The monitoring shall be conducted as specified in §63.1004(b) and (c), as appropriate, to determine whether the valve has resumed leaking.

(ii) Periodic monitoring required by paragraph (b) of this section may be used to satisfy the requirements of this paragraph, if the timing of the monitoring period coincides with the time specified in this paragraph. Alternatively, other monitoring may be performed to satisfy the requirements of this paragraph, regardless of whether the timing of the monitoring period for periodic monitoring coincides with the time specified in this paragraph.

(iii) If a leak is detected by monitoring that is conducted pursuant to paragraph (d)(2) of this section, the owner or operator shall follow the provisions of paragraphs (d)(2)(iii)(A) and (d)(2)(iii)(B) of this section, to determine whether that valve must be counted as a leaking valve for purposes of paragraph (c) of this section.

(A) If the owner or operator elected to use periodic monitoring required by paragraph (b) of this section to satisfy the requirements of paragraph (d)(2) of this section, then the valve shall be counted as a leaking valve.

(B) If the owner or operator elected to use other monitoring, prior to the periodic monitoring required by paragraph (b) of this section, to satisfy the requirements of paragraph (d)(2) of this section, then the valve shall be counted as a leaking valve unless it is repaired and shown by periodic monitoring not to be leaking.

(e) Special provisions for valves—(1) Unsafe-to-monitor valves. Any valve that is designated, as described in §63.1003(c)(1),

**SECTION D. Source Level Requirements**

as an unsafe-to-monitor valve, is exempt from the monitoring requirements of paragraph (b) of this section, and the owner or operator shall monitor the valve according to the written plan specified in §63.1003(c)(5).

(2) Difficult-to-monitor. Any valve that is designated, as described in §63.1003(c)(2), as a difficult-to-monitor valve, is exempt from the requirements of paragraph (b) of this section, and the owner or operator shall monitor the valve according to the written plan specified in §63.1003(c)(5).

(3) Less than 250 valves. Any equipment located at a plant site with fewer than 250 valves in regulated material service is exempt from the monthly monitoring specified in paragraph (b)(3)(i) of this section. Instead, the owner or operator shall monitor each valve in regulated material service for leaks once each quarter, or comply with paragraphs (b)(3)(ii)(A), (b)(3)(ii)(B), or (b)(3)(ii)(C) of this section except as provided in paragraphs (e)(1) and (e)(2) of this section.

(4) No detectable emissions. (i) Any valve that is designated, as described in §63.1003(e), as having no detectable emissions is exempt from the requirements of paragraphs (b) through (c) of this section if the owner or operator meets the criteria specified in paragraphs (e)(4)(i)(A) and (e)(4)(i)(B) of this section.

(A) Tests the valve for operation with emissions less than 500 parts per million above background as determined by the method specified in §63.1004(c) initially upon designation, annually, and at other times requested by the Administrator, and

(B) Records the dates of each compliance demonstration, the background level measured during each compliance test, and the maximum instrument reading measured at the equipment during each compliance test.

(ii) A valve may not be designated or operated for no detectable emissions, as described in §63.1003(e), if the valve has an instrument reading greater than 500 parts per million above background.

004 [40 CFR Part 63 NESHAPS for Source Categories §40 CFR 63.1007]

**Subpart TT - National Emission Standards for Equipment Leaks - Control Level 1
Pumps in light liquid service standards.**

(a) Compliance schedule. The owner or operator shall comply with this section no later than the compliance date specified in the referencing subpart.

(b) Leak detection. Unless otherwise specified in §63.1002(b), or §63.1016 of this subpart or paragraph (e) of this section, the owner or operator shall monitor each pump monthly to detect leaks and shall comply with all other provisions of this section.

(1) Monitoring method. The pumps shall be monitored to detect leaks by the method specified in §63.1004(b) of this subpart.

(2) Instrument reading that defines a leak. The instrument reading that defines a leak is 10,000 parts per million.

(3) Visual inspection. Each pump shall be checked by visual inspection each calendar week for indications of liquids dripping from the pump seal. The owner or operator shall document that the inspection was conducted and the date of the inspection. If there are indications of liquids dripping from the pump seal, a leak is detected. Unless the owner or operator demonstrates (e.g., through instrument monitoring) that the indications of liquids dripping are due to a condition other than process fluid drips, the leak shall be repaired according to the procedures of paragraph (b)(4) of this section.

(4) Visual inspection: Leak repair. Where a leak is identified by visual indications of liquids dripping, repair shall mean that the visual indications of liquids dripping have been eliminated.

(c) Percent leaking pumps calculation. (1) The owner or operator shall decide no later than the compliance date of this part or upon revision of an operating permit whether to calculate percent leaking pumps on a process unit basis or group of process units basis. Once the owner or operator has decided, all subsequent percentage calculations shall be made on the same basis.

(2) The number of pumps at a process unit shall be the sum of all the pumps in regulated material service, except that pumps found leaking in a continuous process unit or within 1 month after startup of the pump shall not count in the percent

**SECTION D. Source Level Requirements**

leaking pumps calculation for that one monitoring period only.

(3) Percent leaking pumps shall be determined by the following equation:

$$\%PL = [(PL - PS) / (PT - PS)] \times 100 \quad (\text{Eq. 1})$$

Where:

%PL = Percent leaking pumps

PL = Number of pumps found leaking as determined through monthly monitoring as required in paragraph (b) of this section. Do not include results from inspection of unsafe-to-monitor pumps pursuant to paragraph (e)(6) of this section.

PT = Total pumps in regulated material service, including those meeting the criteria in paragraphs (e)(1), (e)(2), (e)(3), and (e)(6) of this section.

PS = Number of pumps leaking within 1 month of start-up during the current monitoring period.

(d) Leak repair. If a leak is detected pursuant to paragraph (b) of this section, then the leak shall be repaired using the procedures in §63.1005, as applicable, unless otherwise specified in paragraph (b)(4) of this section for leaks identified by visual indications of liquids dripping.

(e) Special provisions for pumps—(1) Dual mechanical seal pumps. Each pump equipped with a dual mechanical seal system that includes a barrier fluid system is exempt from the requirements of paragraph (b) of this section, provided the requirements specified in paragraphs (e)(1)(i) through (e)(1)(viii) of this section are met.

(i) The owner or operator determines, based on design considerations and operating experience, criteria applicable to the presence and frequency of drips and to the sensor that indicates failure of the seal system, the barrier fluid system, or both. The owner or operator shall keep records at the plant of the design criteria and an explanation of the design criteria, and any changes to these criteria and the reasons for the changes. This record must be available for review by an inspector.

(ii) Each dual mechanical seal system shall meet the requirements specified in paragraphs (e)(1)(ii)(A) through (e)(1)(ii)(C) of this section.

(A) Each dual mechanical seal system is operated with the barrier fluid at a pressure that is at all times (except periods of startup, shutdown, or malfunction) greater than the pump stuffing box pressure; or

(B) Equipped with a barrier fluid degassing reservoir that is routed to a process or fuel gas system or connected by a closed vent system to a control device that complies with the requirements of subpart SS of this part; or

(C) Equipped with a closed-loop system that purges the barrier fluid into a process stream.

(iii) The barrier fluid is not in light liquid service.

(iv) Each barrier fluid system is equipped with a sensor that will detect failure of the seal system, the barrier fluid system, or both.

(v) Each pump is checked by visual inspection each calendar week for indications of liquids dripping from the pump seal. The owner or operator shall document that the inspection was conducted and the date of the inspection. If there are indications of liquids dripping from the pump seal at the time of the weekly inspection, the owner or operator shall follow the procedure specified in either paragraph (e)(1)(v)(A) or (e)(1)(v)(B) of this section prior to the next required inspection.

(A) The owner or operator shall monitor the pump as specified in §63.1004(b) to determine if there is a leak of regulated material in the barrier fluid; if an instrument reading of 10,000 parts per million or greater is measured, a leak is detected and shall be repaired using the procedures in §63.1005; or

(B) The owner or operator shall eliminate the visual indications of liquids dripping.

(vi) If indications of liquids dripping from the pump seal exceed the criteria established in paragraph (e)(1)(i) of this section, or if based on the criteria established in paragraph (e)(1)(i) of this section the sensor indicates failure of the seal

**SECTION D. Source Level Requirements**

system, the barrier fluid system, or both, a leak is detected.

(vii) Each sensor as described in paragraph (e)(1)(iv) of this section is observed daily or is equipped with an alarm unless the pump is located within the boundary of an unmanned plant site.

(viii) When a leak is detected pursuant to paragraph (e)(1)(vi) of this section, it shall be repaired as specified in §63.1005.

(2) No external shaft. Any pump that is designed with no externally actuated shaft penetrating the pump housing is exempt from the requirements of paragraph (b) of this section.

(3) Routed to a process or fuel gas system or equipped with a closed vent system. Any pump that is routed to a process or a fuel gas system or equipped with a closed vent system that captures and transports leakage from the pump to a control device meeting the requirements of §63.1015 is exempt from requirements of paragraph (b) of this section.

(4) Unmanned plant site. Any pump that is located within the boundary of an unmanned plant site is exempt from the weekly visual inspection requirement of paragraphs (b)(3), and (e)(1)(v) of this section, and the daily requirements of paragraph (e)(1)(vii) of this section, provided that each pump is visually inspected as often as practical and at least monthly.

(5) Unsafe-to-monitor pumps. Any pump that is designated, as described in §63.1003(c)(1), as an unsafe-to-monitor pump is exempt from the requirements of paragraph (b) of this section and the requirements of §63.1005 and the owner or operator shall monitor the pump according to the written plan specified in §63.1003(c)(5).

005 [40 CFR Part 63 NESHAPS for Source Categories §40 CFR 63.1008]

Subpart TT - National Emission Standards for Equipment Leaks - Control Level 1

Connectors in gas and vapor service and in light liquid service standards.

(a) Compliance schedule. The owner or operator shall comply with this section no later than the compliance dates specified in the referencing subpart.

(b) Leak detection. Unless otherwise specified in §63.1002(b), or §63.1016 of this subpart, or the referencing subpart, the owner or operator shall monitor all connectors within 5 days by the method specified in §63.1004(b) if evidence of a potential leak is found by visual, audible, olfactory, or any other detection method. No monitoring is required if the evidence of a potential leak is eliminated within 5 days. If an instrument reading of 10,000 parts per million or greater is measured, a leak is detected.

(c) Leak repair. If a leak is detected pursuant to paragraph (b) of this section, then the leak shall be repaired using the procedures in §63.1005, as applicable.

(d) Special provisions for connectors—(1) Unsafe-to-monitor connectors. Any connector that is designated, as described in §63.1003(c)(1), as an unsafe-to-monitor connector is exempt from the requirements of paragraph (b) of this section and the owner or operator shall monitor according to the written plan specified in §63.1003(c)(5).

(2) Inaccessible, ceramic, or ceramic-lined connectors. (i) Any connector that is inaccessible or that is ceramic or ceramic-lined (e.g., porcelain, glass, or glass-lined), is exempt from the monitoring requirements of paragraph (b) of this section, the leak repair requirements of paragraph (c) of this section, and the recordkeeping and reporting requirements of §§63.1017 and 63.1018. An inaccessible connector is a connector that meets any of the provisions specified in paragraphs (d)(2)(i)(A) through (d)(2)(i)(F) of this section, as applicable.

(A) Buried;

(B) Insulated in a manner that prevents access to the connector by a monitor probe;

(C) Obstructed by equipment or piping that prevents access to the connector by a monitor probe; or

(D) Unable to be reached from a wheeled scissor-lift or hydraulic-type scaffold that would allow access to connectors up to 7.6 meters (25 feet) above the ground.

**SECTION D. Source Level Requirements**

(E) Inaccessible because it would require elevating the monitoring personnel more than 2 meters (7 feet) above a permanent support surface or would require the erection of scaffold;

(F) Not able to be accessed at any time in a safe manner to perform monitoring. Unsafe access includes, but is not limited to, the use of a wheeled scissor-lift on unstable or uneven terrain, the use of a motorized man-lift basket in areas where an ignition potential exists, or access would require near proximity to hazards such as electrical lines, or would risk damage to equipment.

(ii) If any inaccessible ceramic or ceramic-lined connector is noted to have a leak by visual, audible, olfactory, or other means, the leak to the atmosphere shall be eliminated as soon as practical.

006 [40 CFR Part 63 NESHAPS for Source Categories §40 CFR 63.1009]

**Subpart TT - National Emission Standards for Equipment Leaks - Control Level 1
Agitators in gas and vapor service and in light liquid service standards.**

(a) Compliance schedule. The owner or operator shall comply with this section no later than the compliance dates specified in the referencing subpart.

(b) Leak detection—(1) Monitoring method. Each agitator seal shall be monitored monthly to detect leaks by the methods specified in §63.1004(b), or §63.1016, except as provided in §63.1002(b) or in paragraph (e) of this section.

(2) Instrument reading that defines a leak. If an instrument reading equivalent of 10,000 parts per million or greater is measured, a leak is detected.

(3) Visual inspection. Each agitator seal shall be checked by visual inspection each calendar week for indications of liquids dripping from the agitator seal. The owner or operator shall document that the inspection was conducted and the date of the inspection. If there are indications of liquids dripping from the agitator seal, the owner or operator shall follow the procedures specified in paragraphs (b)(3)(i) and (b)(3)(ii) of this section prior to the next required inspection.

(i) The owner or operator shall monitor the agitator seal as specified in §63.1004(b) to determine if there is a leak of regulated material. If an instrument reading of 10,000 parts per million or greater is measured, a leak is detected, and it shall be repaired using the procedures in paragraph (d) of this section;

(ii) The owner or operator shall eliminate the indications of liquids dripping from the agitator seal.

(c) [Reserved]

(d) Leak repair. If a leak is detected, then the leak shall be repaired using the procedures in §63.1005, as applicable.

(e) Special provisions for agitators—(1) Dual mechanical seal. Each agitator equipped with a dual mechanical seal system that includes a barrier fluid system is exempt from the requirements of paragraph (b) of this section, provided the requirements specified in paragraphs (e)(1)(i) through (e)(1)(vi) of this section are met.

(i) Each dual mechanical seal system shall meet the applicable requirement specified in paragraphs (e)(1)(i)(A), (e)(1)(i)(B), or (e)(1)(i)(C) of this section.

(A) Operated with the barrier fluid at a pressure that is at all times (except during periods of startup, shutdown, or malfunction) greater than the agitator stuffing box pressure; or

(B) Equipped with a barrier fluid degassing reservoir that is routed to a process or fuel gas system or connected by a closed vent system to a control device that meets the requirements of §63.1015; or

(C) Equipped with a closed-loop system that purges the barrier fluid into a process stream.

(ii) The barrier fluid is not in light liquid service.

(iii) Each barrier fluid system is equipped with a sensor that will detect failure of the seal system, the barrier fluid system,

**SECTION D. Source Level Requirements**

or both.

(iv) Each agitator seal is checked by visual inspection each calendar week for indications of liquids dripping from the agitator seal. If there are indications of liquids dripping from the agitator seal at the time of the weekly inspection, the owner or operator shall follow the procedure specified in either paragraph (e)(1)(iv)(A) or (e)(1)(iv)(B) of this section prior to the next required inspection.

(A) The owner or operator shall monitor the agitator seal shall as specified in §63.1004(b) to determine the presence of regulated material in the barrier fluid. If an instrument reading of 10,000 parts per million or greater is measured, a leak is detected and it shall be repaired using the procedures in §63.1005; or

(B) The owner or operator shall eliminate the visual indications of liquids dripping.

(v) Each sensor as described in paragraph (e)(1)(iii) of this section is observed daily or is equipped with an alarm unless the agitator seal is located within the boundary of an unmanned plant site.

(vi) The owner or operator of each dual mechanical seal system shall meet the requirements specified in paragraphs (e)(1)(vi)(A) through (e)(1)(vi)(D).

(A) The owner or operator shall determine, based on design considerations and operating experience, criteria applicable to the presence and frequency of drips and to the sensor that indicates failure of the seal system, the barrier fluid system, or both.

(B) The owner or operator shall keep records of the design criteria and an explanation of the design criteria; and any changes to these criteria and the reasons for the changes.

(C) If indications of liquids dripping from the agitator seal exceed the criteria established in paragraphs (e)(1)(vi)(A) and (e)(1)(vi)(B) of this section, or if, based on the criteria established in paragraphs (e)(1)(vi)(A) and (e)(1)(vi)(B) of this section, the sensor indicates failure of the seal system, the barrier fluid system, or both, a leak is detected.

(D) When a leak is detected, it shall be repaired using the procedures in §63.1005.

(2) No external shaft. Any agitator that is designed with no externally actuated shaft penetrating the agitator housing is exempt from the requirements of paragraph (b) of this section.

(3) Routed to a process or fuel gas system or equipped with a closed vent system. Any agitator that is routed to a process or fuel gas system or equipped with a closed vent system that captures and transports leakage from the agitator to a control device meeting the requirements of §63.1015 is exempt from the monitoring requirements of paragraph (b) of this section.

(4) Unmanned plant site. Any agitator that is located within the boundary of an unmanned plant site is exempt from the weekly visual inspection requirement of paragraphs (b)(3) and (e)(1)(iv) of this section, and the daily requirements of paragraph (e)(1)(v) of this section, provided that each agitator is visually inspected as often as practical and at least monthly.

(5) Difficult-to-monitor agitator seals. Any agitator seal that is designated, as described in §63.1003(c)(2), as a difficult-to-monitor agitator seal is exempt from the requirements of paragraph (b) of this section and the owner or operator shall monitor the agitator seal according to the written plan specified in §63.1003(c)(5).

(6) Equipment obstructions. Any agitator seal that is obstructed by equipment or piping that prevents access to the agitator by a monitor probe is exempt from the monitoring requirements of paragraph (b) of this section.

(7) Unsafe-to-monitor agitator seals. Any agitator seal that is designated, as described in §63.1003(c)(1), as an unsafe-to-monitor agitator seal is exempt from the requirements of paragraph (b) of this section and the owner or operator of the agitator seal monitors the agitator seal according to the written plan specified in §63.1003(c)(5).

**SECTION D. Source Level Requirements****# 007 [40 CFR Part 63 NESHAPS for Source Categories §40 CFR 63.1010]****Subpart TT - National Emission Standards for Equipment Leaks - Control Level 1****Pumps, valves, connectors, and agitators in heavy liquid service; pressure relief devices in liquid service; and instrumentation systems standards.**

(a) Compliance schedule. The owner or operator shall comply with this section no later than the compliance dates specified in the referencing subpart.

(b) Leak detection—(1) Monitoring method. Unless otherwise specified in §63.1002(b), or §63.1016, the owner or operator shall comply with paragraphs (b)(1) and (b)(2) of this section. Pumps, valves, connectors, and agitators in heavy liquid service; pressure relief devices in light liquid or heavy liquid service; and instrumentation systems shall be monitored within 5 calendar days by the method specified in §63.1004(b) if evidence of a potential leak to the atmosphere is found by visual, audible, olfactory, or any other detection method. If such a potential leak is repaired as required in paragraph (c) of this section, it is not necessary to monitor the system for leaks by the method specified in §63.1004(b).

(2) Instrument reading that defines a leak. For systems monitored by the method specified in §63.1004(b), if an instrument reading of 10,000 parts per million or greater is measured, a leak is detected. If a leak is detected, it shall be identified pursuant to §63.1004(e) and repaired pursuant to §63.1005.

(c) Leak repair. If a leak is determined pursuant to this section, then the leak shall be repaired using the procedures in §63.1005, as applicable. For equipment identified in paragraph (b) of this section that is not monitored by the method specified in §63.1004(b), repaired shall mean that the visual, audible, olfactory, or other indications of a leak to the atmosphere have been eliminated; that no bubbles are observed at potential leak sites during a leak check using soap solution; or that the system will hold a test pressure.

008 [40 CFR Part 63 NESHAPS for Source Categories §40 CFR 63.1011]**Subpart TT - National Emission Standards for Equipment Leaks - Control Level 1****Pressure relief devices in gas and vapor service standards.**

(a) Compliance schedule. The owner or operator shall comply with this section no later than the compliance dates specified in the referencing subpart.

(b) Compliance standard. Except during pressure releases as provided for in paragraph (c) of this section, each pressure relief device in gas or vapor service shall be operated with an instrument reading of less than 500 parts per million as measured by the method specified in §63.1004(c).

(c) Pressure relief requirements. (1) After each pressure release, the pressure relief device shall be returned to a condition indicated by an instrument reading of less than 500 parts per million, as soon as practical, but no later than 5 calendar days after each pressure release, except as provided in paragraph (d) of this section.

(2) The pressure relief device shall be monitored no later than five calendar days after the pressure release and being returned to regulated material service to confirm the condition indicated by an instrument reading of less than 500 parts per million, as measured by the method specified in §63.1004(c).

(3) The owner or operator shall record the dates and results of the monitoring required by paragraph (c)(2) of this section following a pressure release including maximum instrument reading measured during the monitoring and the background level measured if the instrument reading is adjusted for background.

(d) Pressure relief devices routed to a process or fuel gas system or equipped with a closed vent system and control device. Any pressure relief device that is routed to a process or fuel gas system or equipped with a closed vent system that captures and transports leakage from the pressure relief device to a control device meeting the requirements of §63.1015 is exempt from the requirements of paragraphs (b) and (c) of this section.

(e) Rupture disk exemption. Any pressure relief device that is equipped with a rupture disk upstream of the pressure relief device is exempt from the requirements of paragraphs (b) and (c) of this section provided the owner or operator installs a replacement rupture disk upstream of the pressure relief device as soon as practical after each pressure release, but no later than 5 calendar days after each pressure release, except as provided in §63.1005(d).

**SECTION D. Source Level Requirements****# 009 [40 CFR Part 63 NESHAPS for Source Categories §40 CFR 63.1012]****Subpart TT - National Emission Standards for Equipment Leaks - Control Level 1****Compressor standards.**

(a) Compliance schedule. The owner or operator shall comply with this section no later than the compliance dates specified in the referencing subpart.

(b) Seal system standard. Each compressor shall be equipped with a seal system that includes a barrier fluid system and that prevents leakage of process fluid to the atmosphere, except as provided in §63.1002(b) and paragraphs (e) and (f) of this section. Each compressor seal system shall meet the requirements specified in paragraphs (b)(1), (b)(2), or (b)(3) of this section.

(1) Operated with the barrier fluid at a pressure that is greater than the compressor stuffing box pressure at all times (except during periods of startup, shutdown, or malfunction); or

(2) Equipped with a barrier fluid system degassing reservoir that is routed to a process or fuel gas system or connected by a closed-vent system to a control device that meets the requirements of §63.1015; or

(3) Equipped with a closed-loop system that purges the barrier fluid directly into a process stream.

(c) Barrier fluid system. The barrier fluid shall not be in light liquid service. Each barrier fluid system shall be equipped with a sensor that will detect failure of the seal system, barrier fluid system, or both. Each sensor shall be observed daily or shall be equipped with an alarm unless the compressor is located within the boundary of an unmanned plant site.

(d) Failure criterion and leak detection. (1) The owner or operator shall determine, based on design considerations and operating experience, a criterion that indicates failure of the seal system, the barrier fluid system, or both. If the sensor indicates failure of the seal system, the barrier fluid system, or both based on the criterion, a leak is detected and shall be repaired pursuant to §63.1005, as applicable.

(2) The owner or operator shall keep records of the design criteria and an explanation of the design criteria; and any changes to these criteria and the reasons for the changes.

(e) Routed to a process or fuel gas system or equipped with a closed vent system and control device. A compressor is exempt from the requirements of paragraphs (b) through (d) of this section if it is equipped with a system to capture and transport leakage from the compressor drive shaft seal to a process or a fuel gas system or to a closed vent system that captures and transports leakage from the compressor to a control device meeting the requirements of §63.1015.

(f) Alternative compressor standard. (1) Any compressor that is designated as described in §63.1003(e) as operating with no detectable emissions shall operate at all times with an instrument reading of less than 500 parts per million. A compressor so designated is exempt from the requirements of paragraphs (b) through (d) of this section if the compressor is demonstrated initially upon designation, annually, and at other times requested by the Administrator to be operating with an instrument reading of less than 500 parts per million as measured by the method specified in §63.1004(c). A compressor may not be designated or operated having an instrument reading of less than 500 parts per million as described in §63.1003(e) if the compressor has a maximum instrument reading greater than 500 parts per million.

(2) The owner or operator shall record the dates and results of each compliance test including the background level measured and the maximum instrument reading measured during each compliance test.

(g) Reciprocating compressor exemption. Any existing reciprocating compressor in a process unit or affected facility that becomes an affected facility under provisions of 40 CFR 60.14 or 60.15 is exempt from paragraphs (b), (c), and (d) of this section provided the owner or operator demonstrates that recasting the distance piece or replacing the compressor are the only options available to bring the compressor into compliance with the provisions of the above exempted paragraphs of this section.

[64 FR 34886, June 29, 1999, as amended at 64 FR 63706, Nov. 22, 1999]

**SECTION D. Source Level Requirements****IV. RECORDKEEPING REQUIREMENTS.****# 010 [25 Pa. Code §127.511]****Monitoring and related recordkeeping and reporting requirements.**

The permittee shall develop, and will continue to maintain, a list of equipment that is subject to this Leak Detection and Repair (LDAR) program. A copy of this list is to be provided to the Department upon request.

011 [40 CFR Part 63 NESHAPS for Source Categories §40 CFR 63.1017]**Subpart TT - National Emission Standards for Equipment Leaks - Control Level 1****Recordkeeping requirements.**

(a) Recordkeeping system. An owner or operator of more than one regulated source subject to the provisions of this subpart may comply with the recordkeeping requirements for these regulated sources in one recordkeeping system. The recordkeeping system shall identify each record by regulated source and the type of program being implemented (e.g., quarterly monitoring) for each type of equipment. The records required by this subpart are summarized in paragraphs (b) and (c) of this section.

(b) General equipment leak records. (1) As specified in §63.1003(a) through (d), the owner or operator shall keep general and specific equipment identification if the equipment is not physically tagged and the owner or operator is electing to identify the equipment subject to this subpart through written documentation such as a log or other designation.

(2) The owner or operator shall keep a written plan as specified in §63.1003(c)(5) for any equipment that is designated as unsafe or difficult-to-monitor.

(3) The owner or operator shall maintain the identity and an explanation as specified in §63.1003(d)(1) for any equipment that is designated as unsafe-to-repair.

(4) As specified in §63.1003(e), the owner or operator shall maintain the identity of compressors operating with an instrument reading of less than 500 parts per million.

(5) The owner or operator shall keep records for leaking equipment as specified in §63.1004(e).

(6) The owner or operator shall keep records for delay of repair as specified in §63.1005(c) and records for leak repair as specified in §63.1005(e).

(c) Specific equipment leak records. (1) For valves, the owner or operator shall maintain the monitoring schedule for each process unit as specified in §63.1006(b), and the records specified in §63.1006(e)(4)(i)(B).

(2) For pumps, the owner or operator shall maintain the records specified in paragraphs (c)(2)(i) through (c)(2)(iii) of this section.

(i) Documentation of pump visual inspections as specified in §63.1007(b)(4).

(ii) Documentation of dual mechanical seal pump visual inspections as specified in §63.1007(e)(1)(v).

(iii) For the criteria as to the presence and frequency of drips for dual mechanical seal pumps, records of the design criteria and explanations and any changes and the reason for the changes, as specified in §63.1007(e)(1)(i).

(3) [Reserved]

(4) For agitators, the owner or operator shall maintain records specified in paragraphs (c)(4)(i) and (c)(4)(ii) of this section.

(i) Documentation of the agitator seal visual inspections as specified in §63.1009(b)(3).

(ii) Documentation of the design criteria and explanations and any changes and the reason for the changes, as specified in §63.1009(e)(1)(vi)(A).

(5) For pressure relief devices in gas and vapor or light liquid service, the owner or operator shall keep records of the

**SECTION D. Source Level Requirements**

dates and results of monitoring following a pressure release, as specified in §63.1011(c)(3).

(6) For compressors, the owner or operator shall maintain the records specified in paragraphs (c)(6)(i) and (c)(6)(ii) of this section.

(i) For criteria as to failure of the seal system and/or the barrier fluid system, record the design criteria and explanations and any changes and the reason for the changes, as specified in §63.1012(d)(2).

(ii) For compressors operating under the alternative compressor standard, record the dates and results of each compliance test as specified in §63.1012(f)(2).

(7) For process units complying with the enclosed-vented process unit alternative, the owner or operator shall maintain the records for enclosed-vented process units as specified in §63.1016(b).

V. REPORTING REQUIREMENTS.

**# 012 [40 CFR Part 63 NESHAPS for Source Categories §40 CFR 63.1018]
Subpart TT - National Emission Standards for Equipment Leaks - Control Level 1
Reporting requirements.**

(a) Periodic reports. The owner or operator shall report the information specified in paragraphs (a)(1) through (a)(2) of this section, as applicable, in the periodic report specified in the referencing subpart.

(1) The initial Periodic Report shall include the information specified in paragraphs (a)(1)(i) through (a)(1)(iv) and (a)(2) of this section.

(i) Process unit or affected facility identification.

(ii) Number of valves subject to the requirements of §63.1006, excluding those valves designated for no detectable emissions under the provisions of §63.1006(e)(4).

(iii) Number of pumps subject to the requirements of §63.1007, excluding those pumps designated for no detectable emissions under the provisions of §63.1007(e)(2) and those pumps complying with the closed vent system provisions of §63.1007(e)(3).

(iv) Number of compressors subject to the requirements of §63.1012, excluding those compressors designated for no detectable emissions under the provisions of §63.1012(f) and those compressors complying with the closed vent system provisions of §63.1012(e).

(2) Each periodic report shall contain the information listed in paragraphs (a)(2)(i) through (a)(2)(iv) of this section, as applicable.

(i) Process unit identification.

(ii) For each month during the semiannual reporting period,

(A) Number of valves for which leaks were detected as described in §63.1006(b),

(B) Number of valves for which leaks were not repaired as required in §63.1006(d),

(C) Number of pumps for which leaks were detected as described in §63.1007(b) and §63.1007(e)(1)(vi),

(D) Number of pumps for which leaks were not repaired as required in §§63.1007(d) and (e)(5),

(E) Number of compressors for which leaks were detected as described in §63.1012(d)(1),

(F) Number of compressors for which leaks were not repaired as required in §63.1012(d)(1), and

**SECTION D. Source Level Requirements**

(G) The facts that explain each delay of repair and, where appropriate, why the repair was technically infeasible without a process unit or affected facility shutdown.

(iii) Dates of process unit or affected facility shutdowns which occurred within the periodic report reporting period.

(iv) Revisions to items reported according to paragraph (a)(1) of this section if changes have occurred since the initial report or subsequent revisions to the initial report.

(b) Special notifications. An owner or operator electing to comply with either of the alternatives in §63.1006(b)(5) or (6) shall notify the Administrator of the alternative standard selected before implementing either of the provisions.

VI. WORK PRACTICE REQUIREMENTS.**# 013 [40 CFR Part 63 NESHAPS for Source Categories §40 CFR 63.1003]****Subpart TT - National Emission Standards for Equipment Leaks - Control Level 1****Equipment identification.**

(a) General equipment identification. Equipment subject to this subpart shall be identified. Identification of the equipment does not require physical tagging of the equipment. For example, the equipment may be identified on a plant site plan, in log entries, by designation of process unit or affected facility boundaries by some form of weatherproof identification, or by other appropriate methods.

(b) Additional equipment identification. In addition to the general identification required by paragraph (a) of this section, equipment subject to any of the provisions in §§63.1006 to 63.1015 shall be specifically identified as required in paragraphs (b)(1) through (b)(5) of this section, as applicable.

(1) Connectors. Except for inaccessible, ceramic, or ceramic-lined connectors meeting the provisions of §63.1008(d)(2) and instrumentation systems identified pursuant to paragraph (b)(4) of this section, identify the connectors subject to the requirements of this subpart. Connectors need not be individually identified if all connectors in a designated area or length of pipe subject to the provisions of this subpart are identified as a group, and the number of connectors subject is indicated.

(2) Routed to a process or fuel gas system or equipped with a closed vent system and control device. Identify the equipment that the owner or operator elects to route to a process or fuel gas system or equip with a closed vent system and control device, under the provisions of §63.1007(e)(3) (pumps in light liquid service), §63.1009(e)(3) (agitators in gas and vapor service and in light liquid service), §63.1011(d) (pressure relief devices in gas and vapor service), §63.1012(e) (compressors), or §63.1016 (alternative means of emission limitation for enclosed vented process units) of this subpart.

(3) Pressure relief devices. Identify the pressure relief devices equipped with rupture disks, under the provisions of §63.1011(e) of this subpart.

(4) Instrumentation systems. Identify instrumentation systems subject to the provisions of §63.1010 of this subpart. Individual components in an instrumentation system need not be identified.

(5) Equipment in service less than 300 hours per calendar year. The identity, either by list, location (area or group), or other method, of equipment in regulated material service less than 300 hours per calendar year within a process unit or affected facilities subject to the provisions of this subpart shall be recorded.

(c) Special equipment designations: Equipment that is unsafe or difficult-to-monitor—(1) Designation and criteria for unsafe-to-monitor. Valves meeting the provisions of §63.1006(e)(1), pumps meeting the provisions of §63.1007(e)(5), connectors meeting the provisions of §63.1008(d)(1), and agitators meeting the provisions of §63.1009(e)(7) may be designated unsafe-to-monitor if the owner or operator determines that monitoring personnel would be exposed to an immediate danger as a consequence of complying with the monitoring requirements of this subpart. Examples of an unsafe-to-monitor equipment include, but is not limited to, equipment under extreme pressure or heat.

(2) Designation and criteria for difficult-to-monitor. Valves meeting the provisions of §63.1006(e)(2) may be designated difficult-to-monitor if the provisions of paragraph (c)(2)(i) of this section apply. Agitators meeting the provisions of §63.1009(f)(5) may be designated difficult-to-monitor if the provisions of paragraph (c)(2)(ii) apply.

**SECTION D. Source Level Requirements**

(i) Valves. (A) The owner or operator of the valve determines that the equipment cannot be monitored without elevating the monitoring personnel more than 2 meters (7 feet) above a support surface or it is not accessible in a safe manner when it is in regulated material service.

(B) The process unit or affected facility within which the valve is located is an existing source, or the owner or operator designates less than 3 percent of the total number of valves in a new source as difficult-to-monitor.

(ii) Agitators. The owner or operator determines that the agitator cannot be monitored without elevating the monitoring personnel more than 2 meters (7 feet) above a support surface or it is not accessible in a safe manner when it is in regulated material service.

(3) [Reserved]

(4) Identification of unsafe or difficult-to-monitor equipment. The owner or operator shall record the identity of equipment designated as unsafe-to-monitor according to the provisions of paragraph (c)(1) of this section and the planned schedule for monitoring this equipment. The owner or operator shall record the identity of equipment designated as difficult-to-monitor according to the provisions of paragraph (c)(2) of this section, the planned schedule for monitoring this equipment, and an explanation why the equipment is difficult-to-monitor. This record must be kept at the plant and be available for review by an inspector.

(5) Written plan requirements. (i) The owner or operator of equipment designated as unsafe-to-monitor except connectors meeting the provisions of §63.1008(d)(1) according to the provisions of paragraph (c)(1) of this section shall have a written plan that requires monitoring of the equipment as frequently as practical during safe-to-monitor times, but not more frequently than the periodic monitoring schedule otherwise applicable, and repair of the equipment according to the procedures in §63.1005 if a leak is detected.

(ii) The owner or operator of equipment designated as difficult-to-monitor according to the provisions of paragraph (c)(2) of this section shall have a written plan that requires monitoring of the equipment at least once per calendar year, and repair of the equipment according to the procedures in §63.1005 if a leak is detected.

(d) Special equipment designations: Unsafe-to-repair—(1) Designation and criteria. Connectors subject to the provisions of §63.1005(e) may be considered unsafe-to-repair if the owner or operator determines that repair personnel would be exposed to an immediate danger as a consequence of complying with the repair requirements of this subpart, and if the connector will be repaired before the end of the next process unit or affected facility shutdown as specified in §63.1005(e) of this subpart.

(2) Identification of equipment. The identity of connectors designated as unsafe-to-repair and an explanation why the connector is unsafe-to-repair shall be recorded.

(e) Special equipment designations: Equipment operating with no detectable emissions—(1) Designation and criteria. Equipment may be designated as having no detectable emissions if it has no external actuating mechanism in contact with the process fluid and is operated with emissions less than 500 parts per million above background as determined by the method specified in §63.1004(b) and (c).

(2) Identification of equipment. The identity of equipment designated as no detectable emissions shall be recorded.

(3) Identification of compressors operating under no detectable emissions. Identify the compressors that the owner or operator elects to designate as operating with an instrument reading of less than 500 parts per million above background, under the provisions of §63.1012(f).

[64 FR 34886, June 29, 1999, as amended at 64 FR 63705, Nov. 22, 1999]

014 [40 CFR Part 63 NESHAPS for Source Categories §40 CFR 63.1005]
Subpart TT - National Emission Standards for Equipment Leaks - Control Level 1
Leak repair

(a) Leak repair schedule. The owner or operator shall repair each leak detected no later than 15 calendar days after it is

**SECTION D. Source Level Requirements**

detected, except as provided in paragraphs (c) and (d) of this section. A first attempt at repair shall be made no later than 5 calendar days after the leak is detected. First attempt at repair for pumps includes, but is not limited to, tightening the packing gland nuts and/or ensuring that the seal flush is operating at design pressure and temperature. First attempt at repair for valves includes, but is not limited to, tightening the bonnet bolts, and/or replacing the bonnet bolts, and/or tightening the packing gland nuts, and/or injecting lubricant into the lubricated packing.

(b) Leak identification removal—(1) Valves in gas/vapor and light liquid service. The leak identification on a valve in gas/vapor or light liquid service may be removed after it has been monitored as specified in §63.1006(b), and no leak has been detected during that monitoring. The leak identification on a connector in gas/vapor or light liquid service may be removed after it has been monitored as specified in §63.1008(b) and no leak has been detected during that monitoring.

(2) Other equipment. The identification that has been placed, pursuant to §63.1004(e), on equipment determined to have a leak, except for a valve in gas/vapor or light liquid service, may be removed after it is repaired.

(c) Delay of repair. Delay of repair can be used as specified in any of paragraphs (c)(1) through (c)(5) of this section. The owner or operator shall maintain a record of the facts that explain any delay of repairs and, where appropriate, why the repair was technically infeasible without a process unit shutdown.

(1) Delay of repair of equipment for which leaks have been detected is allowed if the repair is technically infeasible without a process unit or affected facility shutdown within 15 days after a leak is detected. Repair of this equipment shall occur as soon as practical, but not later than by the end of the next process unit or affected facility shutdown, except as provided in paragraph (c)(5) of this section.

(2) Delay of repair of equipment for which leaks have been detected is allowed for equipment that is isolated from the process and that does not remain in regulated material service.

(3) Delay of repair for valves, connectors, and agitators is also allowed if the criteria specified in paragraphs (c)(3)(i) and (c)(3)(ii) are met.

(i) The owner or operator determines that emissions of purged material resulting from immediate repair would be greater than the fugitive emissions likely to result from delay of repair, and

(ii) When repair procedures are effected, the purged material is collected and destroyed, or recovered in a control or recovery device, or routed to a fuel gas system or process complying with §63.1015 or §63.1002(b) of this part.

(4) Delay of repair for pumps is allowed if the criteria specified in paragraphs (c)(4)(i) and (c)(4)(ii) are met.

(i) Repair requires replacing the existing seal design with a new system that the owner or operator has determined will provide better performance or one of the specifications of paragraphs (c)(4)(i)(A) through (c)(4)(i)(C) of this section are met.

(A) A dual mechanical seal system that meets the requirements of §63.1007(e)(1) will be installed,

(B) A pump that meets the requirements of §63.1007(e)(2) will be installed; or

(C) A system that routes emissions to a process or a fuel gas system or a closed vent system and control device that meets the requirements of §63.1007(e)(3) will be installed.

(ii) Repair is to be completed as soon as practical, but not later than 6 months after the leak was detected.

(5) Delay of repair beyond a process unit or affected facility shutdown will be allowed for a valve if valve assembly replacement is necessary during the process unit or affected facility shutdown, and valve assembly supplies have been depleted, and valve assembly supplies had been sufficiently stocked before the supplies were depleted. Delay of repair beyond the second process unit or affected facility shutdown will not be allowed unless the third process unit or affected facility shutdown occurs sooner than 6 months after the first process unit or affected facility shutdown.

(d) Unsafe-to-repair connectors. Any connector that is designated, as described in §63.1003(d), as an unsafe-to-repair

**SECTION D. Source Level Requirements**

connector is exempt from the requirements of §63.1008(c), and paragraph (a) of this section.

(e) Leak repair records. For each leak detected, the information specified in paragraphs (e)(1) through (e)(5) of this section shall be recorded and maintained pursuant to the referencing subpart.

(1) The date of first attempt to repair the leak.

(2) The date of successful repair of the leak.

(3) Maximum instrument reading measured by Method 21 of 40 CFR part 60, appendix A at the time the leak is successfully repaired or determined to be nonrepairable.

(4) "Repair delayed" and the reason for the delay if a leak is not repaired within 15 calendar days after discovery of the leak as specified in paragraphs (e)(4)(i) and (e)(4)(ii) of this section.

(i) The owner or operator may develop a written procedure that identifies the conditions that justify a delay of repair. The written procedures may be included as part of the startup, shutdown, and malfunction plan, as required by the referencing subpart for the source, or may be part of a separate document that is maintained at the plant site. In such cases, reasons for delay of repair may be documented by citing the relevant sections of the written procedure.

(ii) If delay of repair was caused by depletion of stocked parts, there must be documentation that the spare parts were sufficiently stocked on site before depletion and the reason for depletion.

(5) Dates of process unit or affected facility shutdowns that occur while the equipment is unrepaired.

[64 FR 34886, June 29, 1999, as amended at 64 FR 63706, Nov. 22, 1999]

015 [40 CFR Part 63 NESHAPS for Source Categories §40 CFR 63.1013]**Subpart TT - National Emission Standards for Equipment Leaks - Control Level 1
Sampling connection systems standards.**

(a) Compliance schedule. The owner or operator shall comply with this section no later than the compliance dates specified in the referencing subpart.

(b) Equipment requirement. Each sampling connection system shall be equipped with a closed purge, closed loop, or closed vent system, except as provided in paragraph (d) of this section. Gases displaced during filling of the sample container are not required to be collected or captured.

(c) Equipment design and operation. Each closed-purge, closed-loop, or closed vent system except as provided in paragraph (d) of this section shall meet the applicable requirements specified in paragraphs (c)(1) through (c)(5) of this section.

(1) The system shall return the purged process fluid directly to a process line or fuel gas system meeting the compliance determinations in §63.1015 or §63.1002(b) as appropriate; or

(2) Collect and recycle the purged process fluid to a process; or

(3) Be designed and operated to capture and transport all the purged process fluid to a control device that meets the requirements of §63.1015; or

(4) Collect, store, and transport the purged process fluid to a system or facility identified in paragraph (c)(4)(i), (c)(4)(ii), or (c)(4)(iii) of this section.

(i) A waste management unit as defined in 40 CFR 63.111 or 40 CFR part 63, subpart G, if the waste management unit is complying with the provisions of 40 CFR part 63, subpart G, applicable to group 1 wastewater streams. If the purged process fluid does not contain any organic HAP listed in table 9 of 40 CFR part 63, subpart G, the waste management unit need not be subject to, and operated in compliance with the requirements of 40 CFR part 63, subpart G, applicable to

**SECTION D. Source Level Requirements**

subject wastewater streams provided the facility has a National Pollution Discharge Elimination System (NPDES) permit or sends the wastewater to an NPDES-permitted facility.

(ii) A treatment, storage, or disposal facility subject to regulation under 40 CFR part 262, 264, 265, or 266; or

(iii) A facility permitted, licensed, or registered by a State to manage municipal or industrial solid waste, if the process fluids are not hazardous waste as defined in 40 CFR part 261.

(5) Containers that are part of a closed-purge system must be covered or closed when not being filled or emptied.

(d) In-situ sampling systems. In-situ sampling systems and sampling systems without purges are exempt from the requirements of paragraphs (b) and (c) of this section.

016 [40 CFR Part 63 NESHAPS for Source Categories §40 CFR 63.1014]**Subpart TT - National Emission Standards for Equipment Leaks - Control Level 1****Open-ended valves or lines standards.**

(a) Compliance schedule. The owner or operator shall comply with this section no later than the compliance dates specified in the referencing subpart.

(b) Equipment and operational requirements. (1) Each open-ended valve or line shall be equipped with a cap, blind flange, plug, or a second valve, except as provided in §63.1002(b) and paragraphs (c) and (d) of this section. The cap, blind flange, plug, or second valve shall seal the open end at all times except during operations requiring process fluid flow through the open-ended valve or line, or during maintenance. The operational provisions of paragraphs (b)(2) and (b)(3) of this section also apply.

(2) Each open-ended valve or line equipped with a second valve shall be operated in a manner such that the valve on the process fluid end is closed before the second valve is closed.

(3) When a double block and bleed system is being used, the bleed valve or line may remain open during operations that require venting the line between the block valves but shall comply with paragraph (b)(1) of this section at all other times.

(c) Emergency shutdown exemption. Open-ended valves or lines in an emergency shutdown system that are designed to open automatically in the event of a process upset are exempt from the requirements of paragraph (b) of this section.

(d) Polymerizing materials exemption. Open-ended valves or lines containing materials that would autocatalytically polymerize or, would present an explosion, serious over pressure, or other safety hazard if capped or equipped with a double block and bleed system as specified in paragraph (b) of this section are exempt from the requirements of paragraph (b) of this section.

017 [40 CFR Part 63 NESHAPS for Source Categories §40 CFR 63.1015]**Subpart TT - National Emission Standards for Equipment Leaks - Control Level 1****Closed vent systems and control devices; or emissions routed to a fuel gas system or process.**

(a) Compliance schedule. The owner or operator shall comply with this section no later than the compliance dates specified in the referencing subpart.

(b) Compliance standard. (1) Owners or operators of closed vent systems and nonflare control devices used to comply with provisions of this subpart shall design and operate the closed vent system and nonflare control devices to reduce emissions of regulated material with an efficiency of 95 percent or greater or to reduce emissions of regulated material to a concentration of 20 parts per million by volume or, for an enclosed combustion device, to provide a minimum of 760 °C (1400 °F). Owners and operators of closed vent systems and nonflare control devices used to comply with this subpart shall comply with the provisions of subpart SS of this part, except as provided in §63.1002(b).

(2) Owners or operators of closed vent systems and flares used to comply with the provisions of this subpart shall design and operate the flare as specified in subpart SS of this part, except as provided in §63.1002(b).

(3) Owners or operators routing emissions from equipment leaks to a fuel gas system or process shall comply with the

**SECTION D. Source Level Requirements**

provisions of subpart SS of this part, except as provided in §63.1002(b).

018 [40 CFR Part 63 NESHAPS for Source Categories §40 CFR 63.1016]**Subpart TT - National Emission Standards for Equipment Leaks - Control Level 1****Alternative means of emission limitation: Enclosed-vented process units.**

(a) Use of closed vent system and control device. Process units of affected facilities or portions of process units of affected facilities enclosed in such a manner that all emissions from equipment leaks are routed to a process or fuel gas system or collected and vented through a closed vent system to a control device meeting the requirements of either §63.1015 or §63.1002(b) are exempt from the requirements of §§63.1006 through 63.1014. The enclosure shall be maintained under a negative pressure at all times while the process unit or affected facility is in operation to ensure that all emissions are routed to a control device.

(b) Recordkeeping. Owners and operators choosing to comply with the requirements of this section shall maintain the records specified in paragraphs (b)(1) through (b)(3) of this section.

(1) Identification of the process unit(s) or affected facilities and the regulated materials they handle.

(2) A schematic of the process unit or affected facility, enclosure, and closed vent system.

(3) A description of the system used to create a negative pressure in the enclosure to ensure that all emissions are routed to the control device.

VII. ADDITIONAL REQUIREMENTS.**# 019 [40 CFR Part 63 NESHAPS for Source Categories §40 CFR 63.1000]****Subpart TT - National Emission Standards for Equipment Leaks - Control Level 1****Applicability.**

(a) The provisions of this subpart apply to the control of air emissions from equipment leaks for which another subpart references the use of this subpart for such air emission control. These air emission standards for equipment leaks are placed here for administrative convenience and only apply to those owners and operators of facilities subject to the referencing subpart. The provisions of 40 CFR part 63 subpart A (General Provisions) do not apply to this subpart except as noted in the referencing subpart.

(b) Implementation and enforcement. This subpart can be implemented and enforced by the U.S. Environmental Protection Agency (EPA), or a delegated authority such as the applicable State, local, or tribal agency. If the EPA Administrator has delegated authority to a State, local, or tribal agency, then that agency has the authority to implement and enforce this subpart. Contact the applicable EPA Regional Office to find out if this subpart is delegated to a State, local, or tribal agency.

(1) In delegating implementation and enforcement authority of this subpart to a State, local, or tribal agency under section 40 CFR part 63, subpart E, the authorities contained in paragraphs (b)(1)(i) through (v) of this section are retained by the EPA Administrator and are not transferred to the State, local, or tribal agency.

(i) Approval of alternatives to the nonopacity emissions standards in §§63.1003 through 63.1015, under §63.6(g). Where these standards reference another subpart, the cited provisions will be delegated according to the delegation provisions of the referenced subpart.

(ii) [Reserved]

(iii) Approval of major changes to test methods under §63.7(e)(2)(ii) and (f) and as defined in §63.90.

(iv) Approval of major changes to monitoring under §63.8(f) and as defined in §63.90.

(v) Approval of major changes to recordkeeping and reporting under §63.10(f) and as defined in §63.90.

**SECTION D. Source Level Requirements**

(c) Exemptions. Paragraphs (c)(1) through (c)(3) delineate equipment that is excluded from the requirements of this subpart.

(1) Equipment in vacuum service. Equipment that is in vacuum service is excluded from the requirements of this subpart.

(2) Equipment in service less than 300 hours per calendar year. Equipment that is in regulated material service less than 300 hours per calendar year is excluded from the requirements of §§63.1006 through 63.1015 if it is identified as required in §63.1003(b)(5).

(3) Lines and equipment not containing process fluids. Except as provided in a referencing subpart, lines and equipment not containing process fluids are not subject to the provisions of this subpart. Utilities, and other nonprocess lines, such as heating and cooling systems which do not combine their materials with those in the processes they serve, are not considered to be part of a process unit or affected facility.

[64 FR 34886, June 29, 1999, as amended at 64 FR 63705, Nov. 22, 1999; 67 FR 46278, July 12, 2002]

020 [40 CFR Part 63 NESHAPS for Source Categories §40 CFR 63.1001]

Subpart TT - National Emission Standards for Equipment Leaks - Control Level 1

Definitions.

[Refer to 40 CFR §63.1001 for definitions applicable to Subpart TT.]

***** Permit Shield in Effect. *****

**SECTION D. Source Level Requirements**

Source ID: 301

Source Name: LDAR - 40 CFR 63 - SUBPART R

Source Capacity/Throughput:

I. RESTRICTIONS.

No additional requirements exist except as provided in other sections of this permit including Section B (Title V General Requirements).

II. TESTING REQUIREMENTS.

No additional testing requirements exist except as provided in other sections of this permit including Section B (Title V General Requirements).

III. MONITORING REQUIREMENTS.

No additional monitoring requirements exist except as provided in other sections of this permit including Section B (Title V General Requirements).

IV. RECORDKEEPING REQUIREMENTS.

No additional record keeping requirements exist except as provided in other sections of this permit including Section B (Title V General Requirements).

V. REPORTING REQUIREMENTS.

No additional reporting requirements exist except as provided in other sections of this permit including Section B (Title V General Requirements).

VI. WORK PRACTICE REQUIREMENTS.

No additional work practice requirements exist except as provided in other sections of this permit including Section B (Title V General Requirements).

VII. ADDITIONAL REQUIREMENTS.**# 001 [25 Pa. Code §127.512]****Operating permit terms and conditions.**

[The facility has opted to comply with 40 CFR 63 Subpart TT; Source 300. Refer to §40 CFR 63.8015.]

***** Permit Shield in Effect. *****

**SECTION D. Source Level Requirements**

Source ID: 302

Source Name: LDAR - 40 CFR 63 - SUBPART UU

Source Capacity/Throughput:

I. RESTRICTIONS.**Emission Restriction(s).****# 001 [40 CFR Part 63 NESHAPS for Source Categories §40 CFR 63.1021]****Subpart UU - National Emission Standards for Equipment Leaks - Control Level 2 Standards****Alternative means of emission limitation.**

(a) Performance standard exemption. The provisions of paragraph (b) of this section do not apply to the performance standards of §63.1030(b) for pressure relief devices or §63.1031(f) for compressors operating under the alternative compressor standard.

(b) Requests by owners or operators. An owner or operator may request a determination of alternative means of emission limitation to the requirements of §§63.1025 through 63.1034 as provided in paragraph (d) of this section. If the Administrator makes a determination that a means of emission limitation is a permissible alternative, the owner or operator shall either comply with the alternative or comply with the requirements of §§63.1025 through 63.1034.

(c) Requests by manufacturers of equipment. (1) Manufacturers of equipment used to control equipment leaks of the regulated material may apply to the Administrator for permission for an alternative means of emission limitation that achieves a reduction in emissions of the regulated material achieved by the equipment, design, and operational requirements of this subpart.

(2) The Administrator will grant permission according to the provisions of paragraph (d) of this section.

(d) Permission to use an alternative means of emission limitation. Permission to use an alternative means of emission limitation shall be governed by the procedures in paragraphs (d)(1) through (d)(4) of this section.

(1) Where the standard is an equipment, design, or operational requirement, the requirements of paragraphs (d)(1)(i) through (d)(1)(iii) of this section apply.

(i) Each owner or operator applying for permission to use an alternative means of emission limitation shall be responsible for collecting and verifying emission performance test data for an alternative means of emission limitation.

(ii) The Administrator will compare test data for the means of emission limitation to test data for the equipment, design, and operational requirements.

(iii) The Administrator may condition the permission on requirements that may be necessary to ensure operation and maintenance to achieve at least the same emission reduction as the equipment, design, and operational requirements of this subpart.

(2) Where the standard is a work practice, the requirements of paragraphs (d)(2)(i) through (d)(2)(vi) of this section apply.

(i) Each owner or operator applying for permission to use an alternative means of emission limitation shall be responsible for collecting and verifying test data for the alternative.

(ii) For each kind of equipment for which permission is requested, the emission reduction achieved by the required work practices shall be demonstrated for a minimum period of 12 months.

(iii) For each kind of equipment for which permission is requested, the emission reduction achieved by the alternative means of emission limitation shall be demonstrated.

(iv) Each owner or operator applying for such permission shall commit, in writing, for each kind of equipment to work practices that provide for emission reductions equal to or greater than the emission reductions achieved by the required work practices.

(v) The Administrator will compare the demonstrated emission reduction for the alternative means of emission limitation to the demonstrated emission reduction for the required work practices and will consider the commitment in paragraph

**SECTION D. Source Level Requirements**

(d)(2)(iv) of this section.

(vi) The Administrator may condition the permission on requirements that may be necessary to ensure operation and maintenance to achieve the same or greater emission reduction as the required work practices of this subpart.

(3) An owner or operator may offer a unique approach to demonstrate the alternative means of emission limitation.

(4) If, in the judgement of the Administrator, an alternative means of emission limitation will be approved, the Administrator will publish a notice of the determination in the Federal Register using the procedures specified in the referencing subpart.

II. TESTING REQUIREMENTS.

No additional testing requirements exist except as provided in other sections of this permit including Section B (Title V General Requirements).

III. MONITORING REQUIREMENTS.

**# 002 [40 CFR Part 63 NESHAPS for Source Categories §40 CFR 63.1023]
Subpart UU - National Emission Standards for Equipment Leaks - Control Level 2 Standards
Instrument and sensory monitoring for leaks.**

(a) Monitoring for leaks. The owner or operator of a regulated source subject to this subpart shall monitor regulated equipment as specified in paragraph (a)(1) of this section for instrument monitoring and paragraph (a)(2) of this section for sensory monitoring.

(1) Instrument monitoring for leaks. (i) Valves in gas and vapor service and in light liquid service shall be monitored pursuant to §63.1025(b).

(ii) Pumps in light liquid service shall be monitored pursuant to §63.1026(b).

(iii) Connectors in gas and vapor service and in light liquid service shall be monitored pursuant to §63.1027(b).

(iv) Agitators in gas and vapor service and in light liquid service shall be monitored pursuant to §63.1028(c).

(v) Pressure relief devices in gas and vapor service shall be monitored pursuant to §63.1030(c).

(vi) Compressors designated to operate with an instrument reading less than 500 parts per million above background, as described in §63.1022(e), shall be monitored pursuant to §63.1031(f).

(2) Sensory monitoring for leaks. (i) Pumps in light liquid service shall be observed pursuant to §§63.1026(b)(4) and (e)(1)(v).

(ii) [Reserved]

(iii) Agitators in gas and vapor service and in light liquid service shall be observed pursuant to §63.1028(c)(3) or (e)(1)(iv).

(iv) [Reserved]

(b) Instrument monitoring methods. Instrument monitoring, as required under this subpart, shall comply with the requirements specified in paragraphs (b)(1) through (b)(6) of this section.

(1) Monitoring method. Monitoring shall comply with Method 21 of 40 CFR part 60, appendix A, except as otherwise provided in this section.

(2) Detection instrument performance criteria. (i) Except as provided for in paragraph (b)(2)(ii) of this section, the detection

**SECTION D. Source Level Requirements**

instrument shall meet the performance criteria of Method 21 of 40 CFR part 60, appendix A, except the instrument response factor criteria in section 3.1.2, paragraph (a) of Method 21 shall be for the representative composition of the process fluid not each individual VOC in the stream. For process streams that contain nitrogen, air, water or other inerts that are not HAP or VOC, the representative stream response factor shall be determined on an inert-free basis. The response factor may be determined at any concentration for which monitoring for leaks will be conducted.

(ii) If there is no instrument commercially available that will meet the performance criteria specified in paragraph (b)(2)(i) of this section, the instrument readings may be adjusted by multiplying by the representative response factor of the process fluid, calculated on an inert-free basis as described in paragraph (b)(2)(i) of this section.

(3) Detection instrument calibration procedure. The detection instrument shall be calibrated before use on each day of its use by the procedures specified in Method 21 of 40 CFR part 60, appendix A.

(4) Detection instrument calibration gas. Calibration gases shall be zero air (less than 10 parts per million of hydrocarbon in air); and the gases specified in paragraph (b)(4)(i) of this section except as provided in paragraph (b)(4)(ii) of this section.

(i) Mixtures of methane in air at a concentration no more than 2,000 parts per million greater than the leak definition concentration of the equipment monitored. If the monitoring instrument's design allows for multiple calibration scales, then the lower scale shall be calibrated with a calibration gas that is no higher than 2,000 parts per million above the concentration specified as a leak, and the highest scale shall be calibrated with a calibration gas that is approximately equal to 10,000 parts per million. If only one scale on an instrument will be used during monitoring, the owner or operator need not calibrate the scales that will not be used during that day's monitoring.

(ii) A calibration gas other than methane in air may be used if the instrument does not respond to methane or if the instrument does not meet the performance criteria specified in paragraph (b)(2)(i) of this section. In such cases, the calibration gas may be a mixture of one or more of the compounds to be measured in air.

(5) Monitoring performance. Monitoring shall be performed when the equipment is in regulated material service or is in use with any other detectable material.

(6) Monitoring data. Monitoring data obtained prior to the regulated source becoming subject to the referencing subpart that do not meet the criteria specified in paragraphs (b)(1) through (b)(5) of this section may still be used to qualify initially for less frequent monitoring under the provisions in §63.1025(a)(2), (b)(3) or (b)(4) for valves or §63.1027(b)(3) for connectors provided the departures from the criteria or from the specified monitoring frequency of §63.1025(b)(3) or (b)(4) or §63.1027(b)(3) are minor and do not significantly affect the quality of the data. Examples of minor departures are monitoring at a slightly different frequency (such as every 6 weeks instead of monthly or quarterly), following the performance criteria of section 3.1.2, paragraph (a) of Method 21 of appendix A of 40 CFR part 60 instead of paragraph (b)(2) of this section, or monitoring using a different leak definition if the data would indicate the presence or absence of a leak at the concentration specified in this subpart. Failure to use a calibrated instrument is not considered a minor departure.

(c) Instrument monitoring using background adjustments. The owner or operator may elect to adjust or not to adjust the instrument readings for background. If an owner or operator elects not to adjust instrument readings for background, the owner or operator shall monitor the equipment according to the procedures specified in paragraphs (b)(1) through (b)(5) of this section. In such cases, all instrument readings shall be compared directly to the applicable leak definition for the monitored equipment to determine whether there is a leak or to determine compliance with §63.1030(b) (pressure relief devices) or §63.1031(f) (alternative compressor standard). If an owner or operator elects to adjust instrument readings for background, the owner or operator shall monitor the equipment according to the procedures specified in paragraphs (c)(1) through (c)(4) of this section.

(1) The requirements of paragraphs (b)(1) through (b)(5) of this section shall apply.

(2) The background level shall be determined, using the procedures in Method 21 of 40 CFR part 60, appendix A.

(3) The instrument probe shall be traversed around all potential leak interfaces as close to the interface as possible as described in Method 21 of 40 CFR part 60, appendix A.

**SECTION D. Source Level Requirements**

(4) The arithmetic difference between the maximum concentration indicated by the instrument and the background level shall be compared to the applicable leak definition for the monitored equipment to determine whether there is a leak or to determine compliance with §63.1030(b) (pressure relief devices) or §63.1031(f) (alternative compressor standard).

(d) Sensory monitoring methods. Sensory monitoring consists of visual, audible, olfactory, or any other detection method used to determine a potential leak to the atmosphere.

(e) Leaking equipment identification and records. (1) When each leak is detected pursuant to the monitoring specified in paragraph (a) of this section, a weatherproof and readily visible identification, shall be attached to the leaking equipment.

(2) When each leak is detected, the information specified in §63.1024(f) shall be recorded and kept pursuant to the referencing subpart, except for the information for connectors complying with the 8 year monitoring period allowed under §63.1027(b)(3)(iii) shall be kept 5 years beyond the date of its last use.

003 [40 CFR Part 63 NESHAPS for Source Categories §40 CFR 63.1025]**Subpart UU - National Emission Standards for Equipment Leaks - Control Level 2 Standards
Valves in gas and vapor service and in light liquid service standards.**

(a) Compliance schedule. (1) The owner or operator shall comply with this section no later than the compliance dates specified in the referencing subpart.

(2) The use of monitoring data generated before the regulated source became subject to the referencing subpart to qualify initially for less frequent monitoring is governed by the provisions of §63.1023(b)(6).

(b) Leak detection. Unless otherwise specified in §63.1021(b) or paragraph (e) of this section, or the referencing subpart, the owner or operator shall monitor all valves at the intervals specified in paragraphs (b)(3) and/or (b)(4) of this section and shall comply with all other provisions of this section.

(1) Monitoring method. The valves shall be monitored to detect leaks by the method specified in §63.1023(b) and, as applicable, §63.1023(c).

(2) Instrument reading that defines a leak. The instrument reading that defines a leak is 500 parts per million or greater.

(3) Monitoring frequency. The owner or operator shall monitor valves for leaks at the intervals specified in paragraphs (b)(3)(i) through (b)(3)(v) of this section and shall keep the record specified in paragraph (b)(3)(vi) of this section.

(i) If at least the greater of 2 valves or 2 percent of the valves in a process unit leak, as calculated according to paragraph (c) of this section, the owner or operator shall monitor each valve once per month.

(ii) At process units with less than the greater of 2 leaking valves or 2 percent leaking valves, the owner or operator shall monitor each valve once each quarter, except as provided in paragraphs (b)(3)(iii) through (b)(3)(v) of this section. Monitoring data generated before the regulated source became subject to the referencing subpart and meeting the criteria of either §63.1023(b)(1) through (b)(5), or §63.1023(b)(6), may be used to qualify initially for less frequent monitoring under paragraphs (b)(3)(iii) through (b)(3)(v) of this section.

(iii) At process units with less than 1 percent leaking valves, the owner or operator may elect to monitor each valve once every two quarters

(iv) At process units with less than 0.5 percent leaking valves, the owner or operator may elect to monitor each valve once every four quarters.

(v) At process units with less than 0.25 percent leaking valves, the owner or operator may elect to monitor each valve once every 2 years.

(vi) The owner or operator shall keep a record of the monitoring schedule for each process unit.

(4) Valve subgrouping. For a process unit or a group of process units to which this subpart applies, an owner or operator

**SECTION D. Source Level Requirements**

may choose to subdivide the valves in the applicable process unit or group of process units and apply the provisions of paragraph (b)(3) of this section to each subgroup. If the owner or operator elects to subdivide the valves in the applicable process unit or group of process units, then the provisions of paragraphs (b)(4)(i) through (b)(4)(viii) of this section apply.

(i) The overall performance of total valves in the applicable process unit or group of process units to be subdivided shall be less than 2 percent leaking valves, as detected according to paragraphs (b)(1) and (b)(2) of this section and as calculated according to paragraphs (c)(1)(ii) and (c)(2) of this section.

(ii) The initial assignment or subsequent reassignment of valves to subgroups shall be governed by the provisions of paragraphs (b)(4)(ii)(A) through (b)(4)(ii)(C) of this section.

(A) The owner or operator shall determine which valves are assigned to each subgroup. Valves with less than one year of monitoring data or valves not monitored within the last twelve months must be placed initially into the most frequently monitored subgroup until at least one year of monitoring data have been obtained.

(B) Any valve or group of valves can be reassigned from a less frequently monitored subgroup to a more frequently monitored subgroup provided that the valves to be reassigned were monitored during the most recent monitoring period for the less frequently monitored subgroup. The monitoring results must be included with that less frequently monitored subgroup's associated percent leaking valves calculation for that monitoring event.

(C) Any valve or group of valves can be reassigned from a more frequently monitored subgroup to a less frequently monitored subgroup provided that the valves to be reassigned have not leaked for the period of the less frequently monitored subgroup (e.g., for the last 12 months, if the valve or group of valves is to be reassigned to a subgroup being monitored annually). Nonrepairable valves may not be reassigned to a less frequently monitored subgroup.

(iii) The owner or operator shall determine every 6 months if the overall performance of total valves in the applicable process unit or group of process units is less than 2 percent leaking valves and so indicate the performance in the next Periodic Report. If the overall performance of total valves in the applicable process unit or group of process units is 2 percent leaking valves or greater, the owner or operator shall no longer subgroup and shall revert to the program required in paragraphs (b)(1) through (b)(3) of this section for that applicable process unit or group of process units. An owner or operator can again elect to comply with the valve subgrouping procedures of paragraph (b)(4) of this section if future overall performance of total valves in the process unit or group of process units is again less than 2 percent. The overall performance of total valves in the applicable process unit or group of process units shall be calculated as a weighted average of the percent leaking valves of each subgroup according to Equation number 1:

[Refer to 40 CFR §63.1025 for Equation 1]

where:

%VLO = Overall performance of total valves in the applicable process unit or group of process units

%VLi = Percent leaking valves in subgroup i, most recent value calculated according to the procedures in paragraphs (c)(1)(ii) and (c)(2) of this section.

V_i = Number of valves in subgroup i.

n = Number of subgroups.

(iv) The owner or operator shall maintain records specified in paragraphs (b)(4)(iv)(A) through (b)(4)(iv)(D) of this section.

(A) Which valves are assigned to each subgroup,

(B) Monitoring results and calculations made for each subgroup for each monitoring period,

(C) Which valves are reassigned, the last monitoring result prior to reassignment, and when they were reassigned, and

(D) The results of the semiannual overall performance calculation required in paragraph (b)(4)(iii) of this section.

(v) The owner or operator shall notify the Administrator no later than 30 days prior to the beginning of the next monitoring period of the decision to subgroup valves. The notification shall identify the participating process units and the number of

**SECTION D. Source Level Requirements**

valves assigned to each subgroup, if applicable, and may be included in the next Periodic Report.

(vi) The owner or operator shall submit in the periodic reports the information specified in paragraphs (b)(4)(vi)(A) and (b)(4)(vi)(B).

(A) Total number of valves in each subgroup, and

(B) Results of the semiannual overall performance calculation required by paragraph (b)(4)(iii) of this section.

(vii) To determine the monitoring frequency for each subgroup, the calculation procedures of paragraph (c)(2) of this section shall be used.

(viii) Except for the overall performance calculations required by paragraphs (b)(4)(i) and (iii) of this section, each subgroup shall be treated as if it were a process unit for the purposes of applying the provisions of this section.

(c) Percent leaking valves calculation—(1) Calculation basis and procedures. (i) The owner or operator shall decide no later than the compliance date of this part or upon revision of an operating permit whether to calculate percent leaking valves on a process unit or group of process units basis. Once the owner or operator has decided, all subsequent percentage calculations shall be made on the same basis and this shall be the basis used for comparison with the subgrouping criteria specified in paragraph (b)(4)(i) of this section.

(ii) The percent leaking valves for each monitoring period for each process unit or valve subgroup, as provided in paragraph (b)(4) of this section, shall be calculated using the following equation:

$$\%VL = (VL / VT) \times 100 \quad [\text{Eq. 2}]$$

where:

%VL = Percent leaking valves.

VL = Number of valves found leaking, excluding nonrepairable valves, as provided in paragraph (c)(3) of this section, and including those valves found leaking pursuant to paragraphs (d)(2)(iii)(A) and (d)(2)(iii)(B) of this section.

VT = The sum of the total number of valves monitored.

(2) Calculation for monitoring frequency. When determining monitoring frequency for each process unit or valve subgroup subject to monthly, quarterly, or semiannual monitoring frequencies, the percent leaking valves shall be the arithmetic average of the percent leaking valves from the last two monitoring periods. When determining monitoring frequency for each process unit or valve subgroup subject to annual or biennial (once every 2 years) monitoring frequencies, the percent leaking valves shall be the arithmetic average of the percent leaking valves from the last three monitoring periods.

(3) Nonrepairable valves. (i) Nonrepairable valves shall be included in the calculation of percent leaking valves the first time the valve is identified as leaking and nonrepairable and as required to comply with paragraph (c)(3)(ii) of this section. Otherwise, a number of nonrepairable valves (identified and included in the percent leaking valves calculation in a previous period) up to a maximum of 1 percent of the total number of valves in regulated material service at a process unit or affected facility may be excluded from calculation of percent leaking valves for subsequent monitoring periods.

(ii) If the number of nonrepairable valves exceeds 1 percent of the total number of valves in regulated material service at a process unit or affected facility, the number of nonrepairable valves exceeding 1 percent of the total number of valves in regulated material service shall be included in the calculation of percent leaking valves.

(d) Leak repair. (1) If a leak is determined pursuant to paragraph (b), (e)(1), or (e)(2) of this section, then the leak shall be repaired using the procedures in §63.1024, as applicable.

(2) After a leak has been repaired, the valve shall be monitored at least once within the first 3 months after its repair. The monitoring required by this paragraph is in addition to the monitoring required to satisfy the definition of repaired and first attempt at repair.

(i) The monitoring shall be conducted as specified in §63.1023(b) and (c) of this section, as appropriate, to determine

**SECTION D. Source Level Requirements**

whether the valve has resumed leaking.

(ii) Periodic monitoring required by paragraph (b) of this section may be used to satisfy the requirements of this paragraph, if the timing of the monitoring period coincides with the time specified in this paragraph. Alternatively, other monitoring may be performed to satisfy the requirements of this paragraph, regardless of whether the timing of the monitoring period for periodic monitoring coincides with the time specified in this paragraph.

(iii) If a leak is detected by monitoring that is conducted pursuant to paragraph (d)(2) of this section, the owner or operator shall follow the provisions of paragraphs (d)(2)(iii)(A) and (d)(2)(iii)(B) of this section, to determine whether that valve must be counted as a leaking valve for purposes of paragraph (c)(1)(ii) of this section.

(A) If the owner or operator elected to use periodic monitoring required by paragraph (b) of this section to satisfy the requirements of paragraph (d)(2) of this section, then the valve shall be counted as a leaking valve.

(B) If the owner or operator elected to use other monitoring, prior to the periodic monitoring required by paragraph (b) of this section, to satisfy the requirements of paragraph (d)(2) of this section, then the valve shall be counted as a leaking valve unless it is repaired and shown by periodic monitoring not to be leaking.

(e) Special provisions for valves—(1) Unsafe-to-monitor valves. Any valve that is designated, as described in §63.1022(c)(1), as an unsafe-to-monitor valve is exempt from the requirements of paragraphs (b) and (d)(2) of this section and the owner or operator shall monitor the valve according to the written plan specified in §63.1022(c)(4).

(2) Difficult-to-monitor valves. Any valve that is designated, as described in §63.1022(c)(2), as a difficult-to-monitor valve is exempt from the requirements of paragraph (b) of this section and the owner or operator shall monitor the valve according to the written plan specified in §63.1022(c)(4).

(3) Fewer than 250 valves. Any equipment located at a plant site with fewer than 250 valves in regulated material service is exempt from the requirements for monthly monitoring specified in paragraph (b)(3)(i) of this section. Instead, the owner or operator shall monitor each valve in regulated material service for leaks once each quarter, as provided in paragraphs (e)(1) and (e)(2) of this section.

004 [40 CFR Part 63 NESHAPS for Source Categories §40 CFR 63.1026]

**Subpart UU - National Emission Standards for Equipment Leaks - Control Level 2 Standards
Pumps in light liquid service standards.**

(a) Compliance schedule. The owner or operator shall comply with this section no later than the compliance dates specified in the referencing subpart.

(b) Leak detection. Unless otherwise specified in §63.1021(b), §63.1036, §63.1037, or paragraph (e) of this section, the owner or operator shall monitor each pump to detect leaks and shall comply with all other provisions of this section.

(1) Monitoring method and frequency. The pumps shall be monitored monthly to detect leaks by the method specified in §63.1023(b) and, as applicable, §63.1023(c).

(2) Instrument reading that defines a leak. The instrument reading that defines a leak is specified in paragraphs (b)(2)(i) through (b)(2)(iii) of this section.

(i) 5,000 parts per million or greater for pumps handling polymerizing monomers;

(ii) 2,000 parts per million or greater for pumps in food/medical service; and

(iii) 1,000 parts per million or greater for all other pumps.

(3) Leak repair exception. For pumps to which a 1,000 parts per million leak definition applies, repair is not required unless an instrument reading of 2,000 parts per million or greater is detected.

(4) Visual inspection. Each pump shall be checked by visual inspection each calendar week for indications of liquids

**SECTION D. Source Level Requirements**

dripping from the pump seal. The owner or operator shall document that the inspection was conducted and the date of the inspection. If there are indications of liquids dripping from the pump seal at the time of the weekly inspection, the owner or operator shall follow the procedure specified in either paragraph (b)(4)(i) or (b)(4)(ii) of this section.

(i) The owner or operator shall monitor the pump as specified in §63.1023(b) and, as applicable, §63.1023(c). If the instrument reading indicates a leak as specified in paragraph (b)(2) of this section, a leak is detected and it shall be repaired using the procedures in §63.1024, except as specified in paragraph (b)(3) of this section; or

(ii) The owner or operator shall eliminate the visual indications of liquids dripping.

(c) Percent leaking pumps calculation. (1) The owner or operator shall decide no later than the compliance date of this part or upon revision of an operating permit whether to calculate percent leaking pumps on a process unit basis or group of process units basis. Once the owner or operator has decided, all subsequent percentage calculations shall be made on the same basis.

(2) If, when calculated on a 6-month rolling average, at least the greater of either 10 percent of the pumps in a process unit or three pumps in a process unit leak, the owner or operator shall implement a quality improvement program for pumps that complies with the requirements of §63.1035.

(3) The number of pumps at a process unit or affected facility shall be the sum of all the pumps in regulated material service, except that pumps found leaking in a continuous process unit or affected facility within 1 month after start-up of the pump shall not count in the percent leaking pumps calculation for that one monitoring period only.

(4) Percent leaking pumps shall be determined by the following equation:

$$\%PL = [(PL - PS) / (PT - PS)] \times 100 \quad [\text{Eq. 3}]$$

Where:

%PL = Percent leaking pumps

PL = Number of pumps found leaking as determined through monthly monitoring as required in paragraph (b)(1) of this section. Do not include results from inspection of unsafe-to-monitor pumps pursuant to paragraph (e)(6) of this section.

PS = Number of pumps leaking within 1 month of start-up during the current monitoring period.

PT = Total pumps in regulated material service, including those meeting the criteria in paragraphs (e)(1), (e)(2), (e)(3), and (e)(6) of this section.

(d) Leak repair. If a leak is detected pursuant to paragraph (b) of this section, then the leak shall be repaired using the procedures in §63.1024, as applicable, unless otherwise specified in paragraph (b)(5) of this section for leaks identified by visual indications of liquids dripping.

(e) Special provisions for pumps—(1) Dual mechanical seal pumps. Each pump equipped with a dual mechanical seal system that includes a barrier fluid system is exempt from the requirements of paragraph (b) of this section, provided the requirements specified in paragraphs (e)(1)(i) through (e)(1)(viii) of this section are met.

(i) The owner or operator determines, based on design considerations and operating experience, criteria applicable to the presence and frequency of drips and to the sensor that indicates failure of the seal system, the barrier fluid system, or both. The owner or operator shall keep records at the plant of the design criteria and an explanation of the design criteria; and any changes to these criteria and the reasons for the changes. This record must be available for review by an inspector.

(ii) Each dual mechanical seal system shall meet the requirements specified in paragraph (e)(1)(ii)(A), (e)(1)(ii)(B), or (e)(1)(ii)(C) of this section.

(A) Each dual mechanical seal system is operated with the barrier fluid at a pressure that is at all times (except periods of startup, shutdown, or malfunction) greater than the pump stuffing box pressure; or

(B) Equipped with a barrier fluid degassing reservoir that is routed to a process or fuel gas system or connected by a closed-vent system to a control device that complies with the requirements of either §63.1034 or §63.1021(b) of this part; or

**SECTION D. Source Level Requirements**

(C) Equipped with a closed-loop system that purges the barrier fluid into a process stream.

(iii) The barrier fluid is not in light liquid service.

(iv) Each barrier fluid system is equipped with a sensor that will detect failure of the seal system, the barrier fluid system, or both.

(v) Each pump is checked by visual inspection each calendar week for indications of liquids dripping from the pump seal. The owner or operator shall document that the inspection was conducted and the date of the inspection. If there are indications of liquids dripping from the pump seal at the time of the weekly inspection, the owner or operator shall follow the procedure specified in paragraphs (e)(1)(v)(A) or (e)(1)(v)(B) of this section prior to the next required inspection.

(A) The owner or operator shall monitor the pump as specified in §63.1023(b) and, as applicable, §63.1023 (c), to determine if there is a leak of regulated material in the barrier fluid. If an instrument reading of 1,000 parts per million or greater is measured, a leak is detected and it shall be repaired using the procedures in §63.1024; or

(B) The owner or operator shall eliminate the visual indications of liquids dripping.

(vi) If indications of liquids dripping from the pump seal exceed the criteria established in paragraph (e)(1)(i) of this section, or if based on the criteria established in paragraph (e)(1)(i) of this section the sensor indicates failure of the seal system, the barrier fluid system, or both, a leak is detected.

(vii) Each sensor as described in paragraph (e)(1)(iv) of this section is observed daily or is equipped with an alarm unless the pump is located within the boundary of an unmanned plant site.

(viii) When a leak is detected pursuant to paragraph (e)(1)(vi) of this section, it shall be repaired as specified in §63.1024.

(2) No external shaft. Any pump that is designed with no externally actuated shaft penetrating the pump housing is exempt from the requirements of paragraph (b) of this section.

(3) Routed to a process or fuel gas system or equipped with a closed vent system. Any pump that is routed to a process or fuel gas system or equipped with a closed vent system capable of capturing and transporting leakage from the pump to a control device meeting the requirements of §63.1034 of this part or §63.1021(b) is exempt from the requirements of paragraph (b) of this section.

(4) Unmanned plant site. Any pump that is located within the boundary of an unmanned plant site is exempt from the weekly visual inspection requirement of paragraphs (b)(4) and (e)(1)(v) of this section, and the daily requirements of paragraph (e)(1)(vii) of this section, provided that each pump is visually inspected as often as practical and at least monthly.

(5) 90 percent exemption. If more than 90 percent of the pumps at a process unit or affected facility meet the criteria in either paragraph (e)(1) or (e)(2) of this section, the process unit or affected facility is exempt from the percent leaking calculation in paragraph (c) of this section.

(6) Unsafe-to-monitor pumps. Any pump that is designated, as described in §63.1022(c)(1), as an unsafe-to-monitor pump is exempt from the requirements of paragraph (b) of this section, the monitoring and inspection requirements of paragraphs (e)(1)(v) through (viii) of this section, and the owner or operator shall monitor and inspect the pump according to the written plan specified in §63.1022(c)(4).

[64 FR 34899, June 29, 1999, as amended at 64 FR 63706, Nov. 22, 1999]

005 [40 CFR Part 63 NESHAPS for Source Categories §40 CFR 63.1027]

Subpart UU - National Emission Standards for Equipment Leaks - Control Level 2 Standards

Connectors in gas and vapor service and in light liquid service standards.

(a) Compliance schedule. The owner or operator shall monitor all connectors in each process unit initially for leaks by the later of either 12 months after the compliance date as specified in a referencing subpart or 12 months after initial startup. If all connectors in each process unit have been monitored for leaks prior to the compliance date specified in the referencing

**SECTION D. Source Level Requirements**

subpart, no initial monitoring is required provided either no process changes have been made since the monitoring or the owner or operator can determine that the results of the monitoring, with or without adjustments, reliably demonstrate compliance despite process changes. If required to monitor because of a process change, the owner or operator is required to monitor only those connectors involved in the process change.

(b) Leak detection. Except as allowed in §63.1021(b), §63.1036, §63.1037, or as specified in paragraph (e) of this section, the owner or operator shall monitor all connectors in gas and vapor and light liquid service as specified in paragraphs (a) and (b)(3) of this section.

(1) Monitoring method. The connectors shall be monitored to detect leaks by the method specified in §63.1023(b) and, as applicable, §63.1023(c).

(2) Instrument reading that defines a leak. If an instrument reading greater than or equal to 500 parts per million is measured, a leak is detected.

(3) Monitoring periods. The owner or operator shall perform monitoring, subsequent to the initial monitoring required in paragraph (a) of this section, as specified in paragraphs (b)(3)(i) through (b)(3)(iii) of this section, and shall comply with the requirements of paragraphs (b)(3)(iv) and (b)(3)(v) of this section. The required period in which monitoring must be conducted shall be determined from paragraphs (b)(3)(i) through (b)(3)(iii) of this section using the monitoring results from the preceding monitoring period. The percent leaking connectors shall be calculated as specified in paragraph (c) of this section.

(i) If the percent leaking connectors in the process unit was greater than or equal to 0.5 percent, then monitor within 12 months (1 year).

(ii) If the percent leaking connectors in the process unit was greater than or equal to 0.25 percent but less than 0.5 percent, then monitor within 4 years. An owner or operator may comply with the requirements of this paragraph by monitoring at least 40 percent of the connectors within 2 years of the start of the monitoring period, provided all connectors have been monitored by the end of the 4 year monitoring period.

(iii) If the percent leaking connectors in the process unit was less than 0.25 percent, then monitor as provided in paragraph (b)(3)(iii)(A) of this section and either paragraph (b)(3)(iii)(B) or (b)(3)(iii)(C) of this section, as appropriate.

(A) An owner or operator shall monitor at least 50 percent of the connectors within 4 years of the start of the monitoring period.

(B) If the percent leaking connectors calculated from the monitoring results in paragraph (b)(3)(iii)(A) of this section is greater than or equal to 0.35 percent of the monitored connectors, the owner or operator shall monitor as soon as practical, but within the next 6 months, all connectors that have not yet been monitored during the monitoring period. At the conclusion of monitoring, a new monitoring period shall be started pursuant to paragraph (b)(3) of this section, based on the percent leaking connectors of the total monitored connectors.

(C) If the percent leaking connectors calculated from the monitoring results in paragraph (b)(3)(iii)(A) of this section is less than 0.35 percent of the monitored connectors, the owner or operator shall monitor all connectors that have not yet been monitored within 8 years of the start of the monitoring period.

(iv) If, during the monitoring conducted pursuant to paragraph (b)(3)(i) through (b)(3)(iii) of this section, a connector is found to be leaking, it shall be re-monitored once within 90 days after repair to confirm that it is not leaking.

(v) The owner or operator shall keep a record of the start date and end date of each monitoring period under this section for each process unit.

(c) Percent leaking connectors calculation. For use in determining the monitoring frequency, as specified in paragraphs (a) and (b)(3) of this section, the percent leaking connectors as used in paragraphs (a) and (b)(3) of this section shall be calculated by using equation number 4.

**SECTION D. Source Level Requirements**

$$\%CL = CL / Ct \times 100 \quad [\text{Eq. 4}]$$

Where:

%CL = Percent leaking connectors as determined through periodic monitoring required in paragraphs (a) and (b)(3)(i) through (b)(3)(iii) of this section.

CL = Number of connectors measured at 500 parts per million or greater, by the method specified in §63.1023(b).

Ct = Total number of monitored connectors in the process unit or affected facility.

(d) Leak repair. If a leak is detected pursuant to paragraphs (a) and (b) of this section, then the leak shall be repaired using the procedures in §63.1024, as applicable.

(e) Special provisions for connectors—(1) Unsafe-to-monitor connectors. Any connector that is designated, as described in §63.1022(c)(1), as an unsafe-to-monitor connector is exempt from the requirements of paragraphs (a) and (b) of this section and the owner or operator shall monitor according to the written plan specified in §63.1022(c)(4).

(2) Inaccessible, ceramic, or ceramic-lined connectors. (i) Any connector that is inaccessible or that is ceramic or ceramic-lined (e.g., porcelain, glass, or glass-lined), is exempt from the monitoring requirements of paragraphs (a) and (b) of this section, from the leak repair requirements of paragraph (d) of this section, and from the recordkeeping and reporting requirements of §§63.1038 and 63.1039. An inaccessible connector is one that meets any of the provisions specified in paragraphs (e)(2)(i)(A) through (e)(2)(i)(F) of this section, as applicable.

(A) Buried;

(B) Insulated in a manner that prevents access to the connector by a monitor probe;

(C) Obstructed by equipment or piping that prevents access to the connector by a monitor probe;

(D) Unable to be reached from a wheeled scissor-lift or hydraulic-type scaffold that would allow access to connectors up to 7.6 meters (25 feet) above the ground.

(E) Inaccessible because it would require elevating the monitoring personnel more than 2 meters (7 feet) above a permanent support surface or would require the erection of scaffold;

(F) Not able to be accessed at any time in a safe manner to perform monitoring. Unsafe access includes, but is not limited to, the use of a wheeled scissor-lift on unstable or uneven terrain, the use of a motorized man-lift basket in areas where an ignition potential exists, or access would require near proximity to hazards such as electrical lines, or would risk damage to equipment.

(ii) If any inaccessible, ceramic or ceramic-lined connector is observed by visual, audible, olfactory, or other means to be leaking, the visual, audible, olfactory, or other indications of a leak to the atmosphere shall be eliminated as soon as practical.

006 [40 CFR Part 63 NESHAPS for Source Categories §40 CFR 63.1028]

**Subpart UU - National Emission Standards for Equipment Leaks - Control Level 2 Standards
Agitators in gas and vapor service and in light liquid service standards.**

(a) Compliance schedule. The owner or operator shall comply with this section no later than the compliance dates specified in the referencing subpart.

(b) [Reserved]

(c) Leak detection—(1) Monitoring method. Each agitator seal shall be monitored monthly to detect leaks by the methods specified in §63.1023(b) and, as applicable, §63.1023(c), except as provided in §63.1021(b), §63.1036, §63.1037, or paragraph (e) of this section.

(2) Instrument reading that defines a leak. If an instrument reading equivalent of 10,000 parts per million or greater is measured, a leak is detected.

**SECTION D. Source Level Requirements**

(3) Visual inspection. (i) Each agitator seal shall be checked by visual inspection each calendar week for indications of liquids dripping from the agitator seal. The owner or operator shall document that the inspection was conducted and the date of the inspection.

(ii) If there are indications of liquids dripping from the agitator seal, the owner or operator shall follow the procedures specified in paragraphs (c)(3)(ii)(A) or (c)(3)(ii)(B) of this section prior to the next required inspection.

(A) The owner or operator shall monitor the agitator seal as specified in §63.1023(b) and, as applicable, §63.1023(c), to determine if there is a leak of regulated material. If an instrument reading of 10,000 parts per million or greater is measured, a leak is detected, and it shall be repaired according to paragraph (d) of this section; or

(B) The owner or operator shall eliminate the indications of liquids dripping from the agitator seal.

(d) Leak repair. If a leak is detected, then the leak shall be repaired using the procedures in §63.1024.

(e) Special provisions for agitators—(1) Dual mechanical seal. Each agitator equipped with a dual mechanical seal system that includes a barrier fluid system is exempt from the requirements of paragraph (c) of this section, provided the requirements specified in paragraphs (e)(1)(i) through (e)(1)(vi) of this section are met.

(i) Each dual mechanical seal system shall meet the applicable requirements specified in paragraphs (e)(1)(i)(A), (e)(1)(i)(B), or (e)(1)(i)(C) of this section.

(A) Operated with the barrier fluid at a pressure that is at all times (except during periods of startup, shutdown, or malfunction) greater than the agitator stuffing box pressure; or

(B) Equipped with a barrier fluid degassing reservoir that is routed to a process or fuel gas system or connected by a closed-vent system to a control device that meets the requirements of either §63.1034 or §63.1021(b); or

(C) Equipped with a closed-loop system that purges the barrier fluid into a process stream.

(ii) The barrier fluid is not in light liquid service.

(iii) Each barrier fluid system is equipped with a sensor that will detect failure of the seal system, the barrier fluid system, or both.

(iv) Each agitator seal is checked by visual inspection each calendar week for indications of liquids dripping from the agitator seal. If there are indications of liquids dripping from the agitator seal at the time of the weekly inspection, the owner or operator shall follow the procedure specified in paragraphs (e)(1)(iv)(A) or (e)(1)(iv)(B) of this section prior to the next required inspection.

(A) The owner or operator shall monitor the agitator seal as specified in §63.1023(b) and, as applicable, §63.1023(c), to determine the presence of regulated material in the barrier fluid. If an instrument reading equivalent to or greater than 10,000 ppm is measured, a leak is detected and it shall be repaired using the procedures in §63.1024, or

(B) The owner or operator shall eliminate the visual indications of liquids dripping.

(v) Each sensor as described in paragraph (e)(1)(iii) of this section is observed daily or is equipped with an alarm unless the agitator seal is located within the boundary of an unmanned plant site.

(vi) The owner or operator of each dual mechanical seal system shall meet the requirements specified in paragraphs (e)(1)(vi)(A) and (e)(1)(vi)(B).

(A) The owner or operator shall determine, based on design considerations and operating experience, criteria that indicates failure of the seal system, the barrier fluid system, or both and applicable to the presence and frequency of drips. If indications of liquids dripping from the agitator seal exceed the criteria, or if, based on the criteria the sensor indicates failure of the seal system, the barrier fluid system, or both, a leak is detected and shall be repaired pursuant to §63.1024, as

**SECTION D. Source Level Requirements**

applicable.

(B) The owner or operator shall keep records of the design criteria and an explanation of the design criteria; and any changes to these criteria and the reasons for the changes.

(2) No external shaft. Any agitator that is designed with no externally actuated shaft penetrating the agitator housing is exempt from paragraph (c) of this section.

(3) Routed to a process or fuel gas system or equipped with a closed vent system. Any agitator that is routed to a process or fuel gas system that captures and transports leakage from the agitator to a control device meeting the requirements of either §63.1034 or §63.1021(b) is exempt from the requirements of paragraph (c) of this section.

(4) Unmanned plant site. Any agitator that is located within the boundary of an unmanned plant site is exempt from the weekly visual inspection requirement of paragraphs (c)(3) and (e)(1)(iv) of this section, and the daily requirements of paragraph (e)(1)(v) of this section, provided that each agitator is visually inspected as often as practical and at least monthly.

(5) Difficult-to-monitor agitator seals. Any agitator seal that is designated, as described in §63.1022(c)(2), as a difficult-to-monitor agitator seal is exempt from the requirements of paragraph (c) of this section and the owner or operator shall monitor the agitator seal according to the written plan specified in §63.1022(c)(4).

(6) Equipment obstructions. Any agitator seal that is obstructed by equipment or piping that prevents access to the agitator by a monitor probe is exempt from the monitoring requirements of paragraph (c) of this section.

(7) Unsafe-to-monitor agitator seals. Any agitator seal that is designated, as described in §63.1022(c)(1), as an unsafe-to-monitor agitator seal is exempt from the requirements of paragraph (c) of this section and the owner or operator of the agitator seal monitors the agitator seal according to the written plan specified in §63.1022(c)(4).

007 [40 CFR Part 63 NESHAPS for Source Categories §40 CFR 63.1029]**Subpart UU - National Emission Standards for Equipment Leaks - Control Level 2 Standards****Pumps, valves, connectors, and agitators in heavy liquid service; pressure relief devices in liquid service; and instrumentation systems standards.**

(a) Compliance schedule. The owner or operator shall comply with this section no later than the compliance dates specified in the referencing subpart.

(b) Leak detection—(1) Monitoring method. Unless otherwise specified in §63.1021(b), §63.1036, or §63.1037, the owner or operator shall comply with paragraphs (b)(1) and (b)(2) of this section. Pumps, valves, connectors, and agitators in heavy liquid service; pressure relief devices in light liquid or heavy liquid service; and instrumentation systems shall be monitored within 5 calendar days by the method specified in §63.1023(b) and, as applicable, §63.1023(c), if evidence of a potential leak to the atmosphere is found by visual, audible, olfactory, or any other detection method, unless the potential leak is repaired as required in paragraph (c) of this section.

(2) Instrument reading that defines a leak. If an instrument reading of 10,000 parts per million or greater for agitators, 5,000 parts per million or greater for pumps handling polymerizing monomers, 2,000 parts per million or greater for pumps in food and medical service, or 2,000 parts per million or greater for all other pumps (including pumps in food/medical service), or 500 parts per million or greater for valves, connectors, instrumentation systems, and pressure relief devices is measured pursuant to paragraph (b)(1) of this section, a leak is detected and shall be repaired pursuant to §63.1024, as applicable.

(c) Leak repair. For equipment identified in paragraph (b) of this section that is not monitored by the method specified in §63.1023(b) and, as applicable, §63.1023(c), repaired shall mean that the visual, audible, olfactory, or other indications of a leak to the atmosphere have been eliminated; that no bubbles are observed at potential leak sites during a leak check using soap solution; or that the system will hold a test pressure.

[64 FR 34899, June 29, 1999, as amended at 64 FR 63706, Nov. 22, 1999]

**SECTION D. Source Level Requirements****# 008 [40 CFR Part 63 NESHAPS for Source Categories §40 CFR 63.1030]****Subpart UU - National Emission Standards for Equipment Leaks - Control Level 2 Standards****Pressure relief devices in gas and vapor service standards.**

(a) Compliance schedule. The owner or operator shall comply with this section no later than the compliance dates specified in the referencing subpart.

(b) Compliance standard. Except during pressure releases as provided for in paragraph (c) of this section, or as otherwise specified in §§63.1036, 63.1037, or paragraphs (d) and (e) of this section, each pressure relief device in gas and vapor service shall be operated with an instrument reading of less than 500 parts per million as measured by the method specified in §63.1023(b) and, as applicable, §63.1023(c).

(c) Pressure relief requirements. (1) After each pressure release, the pressure relief device shall be returned to a condition indicated by an instrument reading of less than 500 parts per million, as soon as practical, but no later than 5 calendar days after each pressure release, except as provided in §63.1024(d).

(2) The pressure relief device shall be monitored no later than five calendar days after the pressure to confirm the condition indicated by an instrument reading of less than 500 parts per million above background, as measured by the method specified in §63.1023(b) and, as applicable, §63.1023(c).

(3) The owner or operator shall record the dates and results of the monitoring required by paragraph (c)(2) of this section following a pressure release including the background level measured and the maximum instrument reading measured during the monitoring.

(d) Pressure relief devices routed to a process or fuel gas system or equipped with a closed vent system and control device. Any pressure relief device that is routed to a process or fuel gas system or equipped with a closed vent system capable of capturing and transporting leakage from the pressure relief device to a control device meeting the requirements of §63.1034 is exempt from the requirements of paragraphs (b) and (c) of this section.

(e) Rupture disk exemption. Any pressure relief device that is equipped with a rupture disk upstream of the pressure relief device is exempt from the requirements of paragraphs (b) and (c) of this section provided the owner or operator installs a replacement rupture disk upstream of the pressure relief device as soon as practical after each pressure release but no later than 5 calendar days after each pressure release, except as provided in §63.1024(d).

009 [40 CFR Part 63 NESHAPS for Source Categories §40 CFR 63.1031]**Subpart UU - National Emission Standards for Equipment Leaks - Control Level 2 Standards****Compressors standards.**

(a) Compliance schedule. The owner or operator shall comply with this section no later than the compliance dates specified in the referencing subpart.

(b) Seal system standard. Each compressor shall be equipped with a seal system that includes a barrier fluid system and that prevents leakage of process fluid to the atmosphere, except as provided in §§63.1021(b), 63.1036, 63.1037, and paragraphs (e) and (f) of this section. Each compressor seal system shall meet the applicable requirements specified in paragraph (b)(1), (b)(2), or (b)(3) of this section.

(1) Operated with the barrier fluid at a pressure that is greater than the compressor stuffing box pressure at all times (except during periods of startup, shutdown, or malfunction); or

(2) Equipped with a barrier fluid system degassing reservoir that is routed to a process or fuel gas system or connected by a closed-vent system to a control device that meets the requirements of either §63.1034 or §63.1021(b); or

(3) Equipped with a closed-loop system that purges the barrier fluid directly into a process stream.

(c) Barrier fluid system. The barrier fluid shall not be in light liquid service. Each barrier fluid system shall be equipped with a sensor that will detect failure of the seal system, barrier fluid system, or both. Each sensor shall be observed daily or shall be equipped with an alarm unless the compressor is located within the boundary of an unmanned plant site.

**SECTION D. Source Level Requirements**

(d) Failure criterion and leak detection. (1) The owner or operator shall determine, based on design considerations and operating experience, a criterion that indicates failure of the seal system, the barrier fluid system, or both. If the sensor indicates failure of the seal system, the barrier fluid system, or both based on the criterion, a leak is detected and shall be repaired pursuant to §63.1024, as applicable.

(2) The owner or operator shall keep records of the design criteria and an explanation of the design criteria; and any changes to these criteria and the reasons for the changes.

(e) Routed to a process or fuel gas system or equipped with a closed vent system. A compressor is exempt from the requirements of paragraphs (b) through (d) of this section if it is equipped with a system to capture and transport leakage from the compressor drive shaft seal to a process or a fuel gas system or to a closed vent system that captures and transports leakage from the compressor to a control device meeting the requirements of either §63.1034 or §63.1021(b).

(f) Alternative compressor standard. (1) Any compressor that is designated, as described in §63.1022(e), as operating with an instrument reading of less than 500 parts per million above background shall operate at all times with an instrument reading of less than 500 parts per million. A compressor so designated is exempt from the requirements of paragraphs (b) through (d) of this section if the compressor is demonstrated, initially upon designation, annually, and at other times requested by the Administrator to be operating with an instrument reading of less than 500 parts per million above background, as measured by the method specified in §63.1023(b) and, as applicable, §63.1023(c).

(2) The owner or operator shall record the dates and results of each compliance test including the background level measured and the maximum instrument reading measured during each compliance test.

010 [40 CFR Part 63 NESHAPS for Source Categories §40 CFR 63.1032]**Subpart UU - National Emission Standards for Equipment Leaks - Control Level 2 Standards****Sampling connection systems standards.**

(a) Compliance schedule. The owner or operator shall comply with this section no later than the compliance dates specified in the referencing subpart.

(b) Equipment requirement. Each sampling connection system shall be equipped with a closed-purge, closed-loop, or closed vent system, except as provided in §§63.1021(b), 63.1036, 63.1037, or paragraph (d) of this section. Gases displaced during filling of the sample container are not required to be collected or captured.

(c) Equipment design and operation. Each closed-purge, closed-loop, or closed vent system as required in paragraph (b) of this section shall meet the applicable requirements specified in paragraphs (c)(1) through (c)(5) of this section.

(1) The system shall return the purged process fluid directly to a process line or to a fuel gas system that meets the requirements of either §63.1034 or §63.1021(b); or

(2) [Reserved]

(3) Be designed and operated to capture and transport all the purged process fluid to a control device that meets the requirements of either §63.1034 or §63.1021(b); or

(4) Collect, store, and transport the purged process fluid to a system or facility identified in paragraph (c)(4)(i), (c)(4)(ii), or (c)(4)(iii) of this section.

(i) A waste management unit as defined in 40 CFR 63.111 or subpart G, if the waste management unit is subject to and operating in compliance with the provisions of 40 CFR part 63, subpart G, applicable to group 1 wastewater streams. If the purged process fluid does not contain any regulated material listed in Table 9 of 40 CFR part 63, subpart G, the waste management unit need not be subject to, and operated in compliance with the requirements of 40 CFR part 63, subpart G, applicable to group 1 wastewater streams provided the facility has a National Pollution Discharge Elimination System (NPDES) permit or sends the wastewater to an NPDES-permitted facility.

(ii) A treatment, storage, or disposal facility subject to regulation under 40 CFR parts 262, 264, 265, or 266; or

**SECTION D. Source Level Requirements**

(iii) A facility permitted, licensed, or registered by a State to manage municipal or industrial solid waste, if the process fluids are not hazardous waste as defined in 40 CFR part 261.

(5) Containers that are part of a closed purge system must be covered or closed when not being filled or emptied.

(d) In-situ sampling systems. In-situ sampling systems and sampling systems without purges are exempt from the requirements of paragraphs (b) and (c) of this section.

011 [40 CFR Part 63 NESHAPS for Source Categories §40 CFR 63.1033]

**Subpart UU - National Emission Standards for Equipment Leaks - Control Level 2 Standards
Open-ended valves or lines standards.**

(a) Compliance schedule. The owner or operator shall comply with this section no later than the compliance date specified in the referencing subpart.

(b) Equipment and operational requirements. (1) Each open-ended valve or line shall be equipped with a cap, blind flange, plug, or a second valve, except as provided in §§63.1021(b), 63.1036, 63.1037, and paragraphs (c) and (d) of this section. The cap, blind flange, plug, or second valve shall seal the open end at all times except during operations requiring process fluid flow through the open-ended valve or line, or during maintenance. The operational provisions of paragraphs (b)(2) and (b)(3) of this section also apply.

(2) Each open-ended valve or line equipped with a second valve shall be operated in a manner such that the valve on the process fluid end is closed before the second valve is closed.

(3) When a double block and bleed system is being used, the bleed valve or line may remain open during operations that require venting the line between the block valves but shall comply with paragraph (b)(1) of this section at all other times.

(c) Emergency shutdown exemption. Open-ended valves or lines in an emergency shutdown system that are designed to open automatically in the event of a process upset are exempt from the requirements of paragraph (b) of this section.

(d) Polymerizing materials exemption. Open-ended valves or lines containing materials that would autocatalytically polymerize or, would present an explosion, serious overpressure, or other safety hazard if capped or equipped with a double block and bleed system as specified in paragraph (b) of this section are exempt from the requirements of paragraph (b) of this section.

IV. RECORDKEEPING REQUIREMENTS.

012 [25 Pa. Code §127.511]

Monitoring and related recordkeeping and reporting requirements.

The permittee shall develop, and will continue to maintain, a list of equipment that is subject to this Leak Detection and Repair (LDAR) program. A copy of this list is to be provided to the Department upon request.

013 [40 CFR Part 63 NESHAPS for Source Categories §40 CFR 63.1038]

**Subpart UU - National Emission Standards for Equipment Leaks - Control Level 2 Standards
Recordkeeping requirements.**

(a) Recordkeeping system. An owner or operator of more than one regulated source subject to the provisions of this subpart may comply with the recordkeeping requirements for these regulated sources in one recordkeeping system. The recordkeeping system shall identify each record by regulated source and the type of program being implemented (e.g., quarterly monitoring, quality improvement) for each type of equipment. The records required by this subpart are summarized in paragraphs (b) and (c) of this section.

(b) General equipment leak records. (1) As specified in §63.1022(a) and (b), the owner or operator shall keep general and specific equipment identification if the equipment is not physically tagged and the owner or operator is electing to identify the equipment subject to this subpart through written documentation such as a log or other designation.

(2) The owner or operator shall keep a written plan as specified in §63.1022(c)(4) for any equipment that is designated as unsafe- or difficult-to-monitor.

**SECTION D. Source Level Requirements**

(3) The owner or operator shall maintain a record of the identity and an explanation as specified in §63.1022(d)(2) for any equipment that is designated as unsafe-to-repair.

(4) As specified in §63.1022(e), the owner or operator shall maintain the identity of compressors operating with an instrument reading of less than 500 parts per million.

(5) The owner or operator shall keep records associated with the determination that equipment is in heavy liquid service as specified in §63.1022(f).

(6) The owner or operator shall keep records for leaking equipment as specified in §63.1023(e)(2).

(7) The owner or operator shall keep records for leak repair as specified in §63.1024(f) and records for delay of repair as specified in §63.1024(d).

(c) Specific equipment leak records. (1) For valves, the owner or operator shall maintain the records specified in paragraphs (c)(1)(i) and (c)(1)(ii) of this section.

(i) The monitoring schedule for each process unit as specified in §63.1025(b)(3)(vi).

(ii) The valve subgrouping records specified in §63.1025(b)(4)(iv), if applicable.

(2) For pumps, the owner or operator shall maintain the records specified in paragraphs (c)(2)(i) through (c)(2)(iii) of this section.

(i) Documentation of pump visual inspections as specified in §63.1026(b)(4).

(ii) Documentation of dual mechanical seal pump visual inspections as specified in §63.1026(e)(1)(v).

(iii) For the criteria as to the presence and frequency of drips for dual mechanical seal pumps, records of the design criteria and explanations and any changes and the reason for the changes, as specified in §63.1026(e)(1)(i).

(3) For connectors, the owner or operator shall maintain the monitoring schedule for each process unit as specified in §63.1027(b)(3)(v).

(4) For agitators, the owner or operator shall maintain the following records:

(i) Documentation of agitator seal visual inspections as specified in §63.1028; and

(ii) For the criteria as to the presence and frequency of drips for agitators, the owner or operator shall keep records of the design criteria and explanations and any changes and the reason for the changes, as specified in §63.1028(e)(1)(vi).

(5) For pressure relief devices in gas and vapor or light liquid service, the owner or operator shall keep records of the dates and results of monitoring following a pressure release, as specified in §63.1030(c)(3).

(6) For compressors, the owner or operator shall maintain the records specified in paragraphs (c)(6)(i) and (c)(6)(ii) of this section.

(i) For criteria as to failure of the seal system and/or the barrier fluid system, record the design criteria and explanations and any changes and the reason for the changes, as specified in §63.1031(d)(2).

(ii) For compressors operating under the alternative compressor standard, record the dates and results of each compliance test as specified in §63.1031(f)(2).

(7) For a pump QIP program, the owner or operator shall maintain the records specified in paragraphs (c)(7)(i) through (c)(7)(v) of this section.

**SECTION D. Source Level Requirements**

- (i) Individual pump records as specified in §63.1035(d)(2).
 - (ii) Trial evaluation program documentation as specified in §63.1035(d)(6)(iii).
 - (iii) Engineering evaluation documenting the basis for judgement that superior emission performance technology is not applicable as specified in §63.1035(d)(6)(vi).
 - (iv) Quality assurance program documentation as specified in §63.1035(d)(7).
 - (v) QIP records as specified in §63.1035(e).
- (8) For process units complying with the batch process unit alternative, the owner or operator shall maintain the records specified in paragraphs (c)(8)(i) and (c)(8)(ii) of this section.
- (i) Pressure test records as specified in §63.1036(b)(7).
 - (ii) Records for equipment added to the process unit as specified in §63.1036(d).
- (9) For process units complying with the enclosed-vented process unit alternative, the owner or operator shall maintain the records for enclosed-vented process units as specified in §63.1037(b).

V. REPORTING REQUIREMENTS.**# 014 [40 CFR Part 63 NESHAPS for Source Categories §40 CFR 63.1039]****Subpart UU - National Emission Standards for Equipment Leaks - Control Level 2 Standards Reporting requirements.**

(a) Initial Compliance Status Report. Each owner or operator shall submit an Initial Compliance Status Report according to the procedures in the referencing subpart. The notification shall include the information listed in paragraphs (a)(1) through (a)(3) of this section, as applicable.

(1) The notification shall provide the information listed in paragraphs (a)(1)(i) through (a)(1)(iv) of this section for each process unit or affected facility subject to the requirements of this subpart.

- (i) Process unit or affected facility identification.
- (ii) Number of each equipment type (e.g., valves, pumps) excluding equipment in vacuum service.
- (iii) Method of compliance with the standard (e.g., "monthly leak detection and repair" or "equipped with dual mechanical seals").
- (iv) Planned schedule for requirements in §§63.1025 and 63.1026.

(2) The notification shall provide the information listed in paragraphs (a)(2)(i) and (a)(2)(ii) of this section for each process unit or affected facility subject to the requirements of §63.1036(b).

- (i) Batch products or product codes subject to the provisions of this subpart, and
- (ii) Planned schedule for pressure testing when equipment is configured for production of products subject to the provisions of this subpart.

(3) The notification shall provide the information listed in paragraphs (a)(3)(i) and (a)(3)(ii) of this section for each process unit or affected facility subject to the requirements in §63.1037.

- (i) Process unit or affected facility identification.
- (ii) A description of the system used to create a negative pressure in the enclosure and the control device used to comply

**SECTION D. Source Level Requirements**

with the requirements of §63.1034 of this part.

(b) Periodic Reports. The owner or operator shall report the information specified in paragraphs (b)(1) through (b)(8) of this section, as applicable, in the Periodic Report specified in the referencing subpart.

(1) For the equipment specified in paragraphs (b)(1)(i) through (b)(1)(v) of this section, report in a summary format by equipment type, the number of components for which leaks were detected and for valves, pumps and connectors show the percent leakers, and the total number of components monitored. Also include the number of leaking components that were not repaired as required by §63.1024, and for valves and connectors, identify the number of components that are determined by §63.1025(c)(3) to be nonrepairable.

(i) Valves in gas and vapor service and in light liquid service pursuant to §63.1025(b) and (c).

(ii) Pumps in light liquid service pursuant to §63.1026(b) and (c).

(iii) Connectors in gas and vapor service and in light liquid service pursuant to §63.1027(b) and (c).

(iv) Agitators in gas and vapor service and in light liquid service pursuant to §63.1028(c).

(v) Compressors pursuant to §63.1031(d).

(2) Where any delay of repair is utilized pursuant to §63.1024(d), report that delay of repair has occurred and report the number of instances of delay of repair.

(3) If applicable, report the valve subgrouping information specified in §63.1025(b)(4)(iv).

(4) For pressure relief devices in gas and vapor service pursuant to §63.1030(b) and for compressors pursuant to §63.1031(f) that are to be operated at a leak detection instrument reading of less than 500 parts per million, report the results of all monitoring to show compliance conducted within the semiannual reporting period.

(5) Report, if applicable, the initiation of a monthly monitoring program for valves pursuant to §63.1025(b)(3)(i).

(6) Report, if applicable, the initiation of a quality improvement program for pumps pursuant to §63.1035.

(7) Where the alternative means of emissions limitation for batch processes is utilized, report the information listed in §63.1036(f).

(8) Report the information listed in paragraph (a) of this section for the Initial Compliance Status Report for process units or affected facilities with later compliance dates. Report any revisions to items reported in an earlier Initial Compliance Status Report if the method of compliance has changed since the last report.

VI. WORK PRACTICE REQUIREMENTS.**# 015 [40 CFR Part 63 NESHAPS for Source Categories §40 CFR 63.1022]****Subpart UU - National Emission Standards for Equipment Leaks - Control Level 2 Standards****Equipment identification.**

(a) General equipment identification. Equipment subject to this subpart shall be identified. Identification of the equipment does not require physical tagging of the equipment. For example, the equipment may be identified on a plant site plan, in log entries, by designation of process unit or affected facility boundaries by some form of weatherproof identification, or by other appropriate methods.

(b) Additional equipment identification. In addition to the general identification required by paragraph (a) of this section, equipment subject to any of the provisions in §§63.1023 through 63.1034 shall be specifically identified as required in paragraphs (b)(1) through (b)(5) of this section, as applicable. This paragraph does not apply to an owner or operator of a batch product process who elects to pressure test the batch product process equipment train pursuant to §63.1036.

**SECTION D. Source Level Requirements**

(1) Connectors. Except for inaccessible, ceramic, or ceramic-lined connectors meeting the provision of §63.1027(e)(2) and instrumentation systems identified pursuant to paragraph (b)(4) of this section, identify the connectors subject to the requirements of this subpart. Connectors need not be individually identified if all connectors in a designated area or length of pipe subject to the provisions of this subpart are identified as a group, and the number of connectors subject is indicated. With respect to connectors, the identification shall be complete no later than the completion of the initial survey required by paragraph (a) of this section.

(2) Routed to a process or fuel gas system or equipped with a closed vent system and control device. Identify the equipment that the owner or operator elects to route to a process or fuel gas system or equip with a closed vent system and control device, under the provisions of §63.1026(e)(3) (pumps in light liquid service), §63.1028(e)(3) (agitators), §63.1030(d) (pressure relief devices in gas and vapor service), §63.1031(e) (compressors), or §63.1037(a) (alternative means of emission limitation for enclosed-vented process units).

(3) Pressure relief devices. Identify the pressure relief devices equipped with rupture disks, under the provisions of §63.1030(e).

(4) Instrumentation systems. Identify instrumentation systems subject to the provisions of §63.1029 of this subpart. Individual components in an instrumentation system need not be identified.

(5) Equipment in service less than 300 hours per calendar year. The identity, either by list, location (area or group), or other method, of equipment in regulated material service less than 300 hours per calendar year within a process unit or affected facilities subject to the provisions of this subpart shall be recorded.

(c) Special equipment designations: Equipment that is unsafe or difficult-to-monitor—(1) Designation and criteria for unsafe-to-monitor. Valves meeting the provisions of §63.1025(e)(1), pumps meeting the provisions of §63.1026(e)(6), connectors meeting the provisions of §63.1027(e)(1), and agitators meeting the provisions of §63.1028(e)(7) may be designated unsafe-to-monitor if the owner or operator determines that monitoring personnel would be exposed to an immediate danger as a consequence of complying with the monitoring requirements of this subpart. Examples of unsafe-to-monitor equipment include, but is not limited to, equipment under extreme pressure or heat.

(2) Designation and criteria for difficult-to-monitor. Valves meeting the provisions of §63.1025(e)(2) may be designated difficult-to-monitor if the provisions of paragraph (c)(2)(i) apply. Agitators meeting the provisions of §63.1028(e)(5) may be designated difficult-to-monitor if the provisions of paragraph (c)(2)(ii) apply.

(i) Valves. (A) The owner or operator of the valve determines that the valve cannot be monitored without elevating the monitoring personnel more than 2 meters (7 feet) above a support surface or it is not accessible in a safe manner when it is in regulated material service; and

(B) The process unit or affected facility within which the valve is located is an existing source, or the owner or operator designates less than 3 percent of the total number of valves in a new source as difficult-to-monitor.

(ii) Agitators. The owner or operator determines that the agitator cannot be monitored without elevating the monitoring personnel more than 2 meters (7 feet) above a support surface or it is not accessible in a safe manner when it is in regulated material service.

(3) Identification of unsafe or difficult-to-monitor equipment. The owner or operator shall record the identity of equipment designated as unsafe-to-monitor according to the provisions of paragraph (c)(1) of this section and the planned schedule for monitoring this equipment. The owner or operator shall record the identity of equipment designated as difficult-to-monitor according to the provisions of paragraph (c)(2) of this section, the planned schedule for monitoring this equipment, and an explanation why the equipment is unsafe or difficult-to-monitor. This record must be kept at the plant and be available for review by an inspector.

(4) Written plan requirements. (i) The owner or operator of equipment designated as unsafe-to-monitor according to the provisions of paragraph (c)(1) of this section shall have a written plan that requires monitoring of the equipment as frequently as practical during safe-to-monitor times, but not more frequently than the periodic monitoring schedule otherwise applicable, and repair of the equipment according to the procedures in §63.1024 if a leak is detected.

**SECTION D. Source Level Requirements**

(ii) The owner or operator of equipment designated as difficult-to-monitor according to the provisions of paragraph (c)(2) of this section shall have a written plan that requires monitoring of the equipment at least once per calendar year and repair of the equipment according to the procedures in §63.1024 if a leak is detected.

(d) Special equipment designations: Equipment that is unsafe-to-repair—(1) Designation and criteria. Connectors subject to the provisions of §63.1024(e) may be designated unsafe-to-repair if the owner or operator determines that repair personnel would be exposed to an immediate danger as a consequence of complying with the repair requirements of this subpart, and if the connector will be repaired before the end of the next process unit or affected facility shutdown as specified in §63.1024(e)(2).

(2) Identification of equipment. The identity of connectors designated as unsafe-to-repair and an explanation why the connector is unsafe-to-repair shall be recorded.

(e) Special equipment designations: Compressors operating with an instrument reading of less than 500 parts per million above background. Identify the compressors that the owner or operator elects to designate as operating with an instrument reading of less than 500 parts per million above background, under the provisions of §63.1031(f).

(f) Special equipment designations: Equipment in heavy liquid service. The owner or operator of equipment in heavy liquid service shall comply with the requirements of either paragraph (f)(1) or (f)(2) of this section, as provided in paragraph (f)(3) of this section.

(1) Retain information, data, and analyses used to determine that a piece of equipment is in heavy liquid service.

(2) When requested by the Administrator, demonstrate that the piece of equipment or process is in heavy liquid service.

(3) A determination or demonstration that a piece of equipment or process is in heavy liquid service shall include an analysis or demonstration that the process fluids do not meet the definition of "in light liquid service." Examples of information that could document this include, but are not limited to, records of chemicals purchased for the process, analyses of process stream composition, engineering calculations, or process knowledge.

016 [40 CFR Part 63 NESHAPS for Source Categories §40 CFR 63.1024]

Subpart UU - National Emission Standards for Equipment Leaks - Control Level 2 Standards

Leak repair.

(a) Leak repair schedule. The owner or operator shall repair each leak detected as soon as practical, but not later than 15 calendar days after it is detected, except as provided in paragraphs (d) and (e) of this section. A first attempt at repair as defined in this subpart shall be made no later than 5 calendar days after the leak is detected. First attempt at repair for pumps includes, but is not limited to, tightening the packing gland nuts and/or ensuring that the seal flush is operating at design pressure and temperature. First attempt at repair for valves includes, but is not limited to, tightening the bonnet bolts, and/or replacing the bonnet bolts, and/or tightening the packing gland nuts, and/or injecting lubricant into the lubricated packing.

(b) [Reserved]

(c) Leak identification removal—(1) Valves and connectors in gas/vapor and light liquid service. The leak identification on a valve in gas/vapor or light liquid service may be removed after it has been monitored as specified in §63.1025(d)(2), and no leak has been detected during that monitoring. The leak identification on a connector in gas/vapor or light liquid service may be removed after it has been monitored as specified in §63.1027(b)(3)(iv) and no leak has been detected during that monitoring.

(2) Other equipment. The identification that has been placed, pursuant to §63.1023(e)(1), on equipment determined to have a leak, except for a valve or for a connector in gas/vapor or light liquid service that is subject to the provisions of §63.1027(b)(3)(iv), may be removed after it is repaired.

(d) Delay of repair. Delay of repair is allowed for any of the conditions specified in paragraphs (d)(1) through (d)(5) of this section. The owner or operator shall maintain a record of the facts that explain any delay of repairs and, where appropriate, why the repair was technically infeasible without a process unit shutdown.

**SECTION D. Source Level Requirements**

(1) Delay of repair of equipment for which leaks have been detected is allowed if repair within 15 days after a leak is detected is technically infeasible without a process unit or affected facility shutdown. Repair of this equipment shall occur as soon as practical, but no later than the end of the next process unit or affected facility shutdown, except as provided in paragraph (d)(5) of this section.

(2) Delay of repair of equipment for which leaks have been detected is allowed for equipment that is isolated from the process and that does not remain in regulated material service.

(3) Delay of repair for valves, connectors, and agitators is also allowed if the provisions of paragraphs (d)(3)(i) and (d)(3)(ii) of this section are met.

(i) The owner or operator determines that emissions of purged material resulting from immediate repair would be greater than the fugitive emissions likely to result from delay of repair, and

(ii) When repair procedures are effected, the purged material is collected and destroyed, collected and routed to a fuel gas system or process, or recovered in a control device complying with either §63.1034 or §63.1021(b) of this part.

(4) Delay of repair for pumps is also allowed if the provisions of paragraphs (d)(4)(i) and (d)(4)(ii) of this section are met.

(i) Repair requires replacing the existing seal design with a new system that the owner or operator has determined under the provisions of §63.1035(d) will provide better performance or one of the specifications of paragraphs (d)(4)(i)(A) through (d)(4)(i)(C) of this section are met.

(A) A dual mechanical seal system that meets the requirements of §63.1026(e)(1) will be installed;

(B) A pump that meets the requirements of §63.1026(e)(2) will be installed; or

(C) A system that routes emissions to a process or a fuel gas system or a closed vent system and control device that meets the requirements of §63.1026(e)(3) will be installed; and

(ii) Repair is completed as soon as practical, but not later than 6 months after the leak was detected.

(5) Delay of repair beyond a process unit or affected facility shutdown will be allowed for a valve if valve assembly replacement is necessary during the process unit or affected facility shutdown, and valve assembly supplies have been depleted, and valve assembly supplies had been sufficiently stocked before the supplies were depleted. Delay of repair beyond the second process unit or affected facility shutdown will not be allowed unless the third process unit or affected facility shutdown occurs sooner than 6 months after the first process unit or affected facility shutdown.

(e) Unsafe-to-repair—connectors. Any connector that is designated, as described in §63.1022(d), as an unsafe-to-repair connector is exempt from the requirements of §63.1027(d), and paragraph (a) of this section.

(f) Leak repair records. For each leak detected, the information specified in paragraphs (f)(1) through (f)(5) of this section shall be recorded and maintained pursuant to the referencing subpart.

(1) The date of first attempt to repair the leak.

(2) The date of successful repair of the leak.

(3) Maximum instrument reading measured by Method 21 of 40 CFR part 60, appendix A at the time the leak is successfully repaired or determined to be nonrepairable.

(4) "Repair delayed" and the reason for the delay if a leak is not repaired within 15 calendar days after discovery of the leak as specified in paragraphs (f)(4)(i) and (f)(4)(ii) of this section.

(i) The owner or operator may develop a written procedure that identifies the conditions that justify a delay of repair. The written procedures may be included as part of the startup, shutdown, and malfunction plan, as required by the referencing

**SECTION D. Source Level Requirements**

subpart for the source, or may be part of a separate document that is maintained at the plant site. In such cases, reasons for delay of repair may be documented by citing the relevant sections of the written procedure.

(ii) If delay of repair was caused by depletion of stocked parts, there must be documentation that the spare parts were sufficiently stocked on-site before depletion and the reason for depletion.

(5) Dates of process unit or affected facility shutdowns that occur while the equipment is unrepaired.

017 [40 CFR Part 63 NESHAPS for Source Categories §40 CFR 63.1034]**Subpart UU - National Emission Standards for Equipment Leaks - Control Level 2 Standards****Closed vent systems and control devices; or emissions routed to a fuel gas system or process standards.**

(a) Compliance schedule. The owner or operator shall comply with this section no later than the compliance date specified in the referencing subpart.

(b) Compliance standard. (1) Owners or operators routing emissions from equipment leaks to a fuel gas system or process shall comply with the provisions of subpart SS of this part, except as provided in §63.1002(b).

(2) Owners or operators of closed vent systems and control devices used to comply with the provisions of this subpart shall comply with the provisions of subpart SS of this part and (b)(2)(i) through (b)(2)(iii) of this section, except as provided in §63.1002(b).

(i) Nonflare control devices shall be designed and operated to reduce emissions of regulated material vented to them with an efficiency of 95 percent or greater, or to an exit concentration of 20 parts per million by volume, whichever is less stringent. The 20 parts per million by volume standard is not applicable to the provisions of §63.1016.

(ii) Enclosed combustion devices shall be designed and operated to reduce emissions of regulated material vented to them with an efficiency of 95 percent or greater, or to an exit concentration of 20 parts per million by volume, on a dry basis, corrected to 3 percent oxygen, whichever is less stringent, or to provide a minimum residence time of 0.50 seconds at a minimum temperature of 760 °C (1400 °F).

(iii) [Does not apply]

018 [40 CFR Part 63 NESHAPS for Source Categories §40 CFR 63.1035]**Subpart UU - National Emission Standards for Equipment Leaks - Control Level 2 Standards****Quality improvement program for pumps.**

(a) Criteria. If, on a 6-month rolling average, at least the greater of either 10 percent of the pumps in a process unit or affected facility (or plant site) or three pumps in a process unit or affected facility (or plant site) leak, the owner or operator shall comply with the requirements specified in paragraphs (a)(1) and (a)(2) of this section.

(1) Pumps that are in food and medical service or in polymerizing monomer service shall comply with all requirements except for those specified in paragraph (d)(8) of this section.

(2) Pumps that are not in food and medical or polymerizing monomer service shall comply with all of the requirements of this section.

(b) Exiting the QIP. The owner or operator shall comply with the requirements of this section until the number of leaking pumps is less than the greater of either 10 percent of the pumps or three pumps, calculated as a 6-month rolling average, in the process unit or affected facility (or plant site). Once the performance level is achieved, the owner or operator shall comply with the requirements in §63.1026.

(c) Resumption of QIP. If, in a subsequent monitoring period, the process unit or affected facility (or plant site) has greater than either 10 percent of the pumps leaking or three pumps leaking (calculated as a 6-month rolling average), the owner or operator shall resume the quality improvement program starting at performance trials.

(d) QIP requirements. The quality improvement program shall meet the requirements specified in paragraphs (d)(1) through (d)(8) of this section.

**SECTION D. Source Level Requirements**

(1) The owner or operator shall comply with the requirements in §63.1026.

(2) Data collection. The owner or operator shall collect the data specified in paragraphs (d)(2)(i) through (d)(2)(v) of this section and maintain records for each pump in each process unit or affected facility (or plant site) subject to the quality improvement program. The data may be collected and the records may be maintained on a process unit, affected facility, or plant site basis.

(i) Pump type (e.g., piston, horizontal or vertical centrifugal, gear, bellows); pump manufacturer; seal type and manufacturer; pump design (e.g., external shaft, flanged body); materials of construction; if applicable, barrier fluid or packing material; and year installed.

(ii) Service characteristics of the stream such as discharge pressure, temperature, flow rate, corrosivity, and annual operating hours.

(iii) The maximum instrument readings observed in each monitoring observation before repair, response factor for the stream if appropriate, instrument model number, and date of the observation.

(iv) If a leak is detected, the repair methods used and the instrument readings after repair.

(v) If the data will be analyzed as part of a larger analysis program involving data from other plants or other types of process units or affected facilities, a description of any maintenance or quality assurance programs used in the process unit or affected facility that are intended to improve emission performance.

(3) The owner or operator shall continue to collect data on the pumps as long as the process unit or affected facility (or plant site) remains in the quality improvement program.

(4) Pump or pump seal inspection. The owner or operator shall inspect all pumps or pump seals that exhibited frequent seal failures and were removed from the process unit or affected facility due to leaks. The inspection shall determine the probable cause of the pump seal failure or of the pump leak and shall include recommendations, as appropriate, for design changes or changes in specifications to reduce leak potential.

(5)(i) Data analysis. The owner or operator shall analyze the data collected to comply with the requirements of paragraph (d)(2) of this section to determine the services, operating or maintenance practices, and pump or pump seal designs or technologies that have poorer than average emission performance and those that have better than average emission performance. The analysis shall determine if specific trouble areas can be identified on the basis of service, operating conditions or maintenance practices, equipment design, or other process-specific factors.

(ii) The analysis shall also be used to determine if there are superior performing pump or pump seal technologies that are applicable to the service(s), operating conditions, or pump or pump seal designs associated with poorer than average emission performance. A superior performing pump or pump seal technology is one with a leak frequency of less than 10 percent for specific applications in the process unit, affected facility, or plant site. A candidate superior performing pump or pump seal technology is one demonstrated or reported in the available literature or through a group study as having low emission performance and as being capable of achieving less than 10 percent leaking pumps in the process unit or affected facility (or plant site).

(iii) The analysis shall include consideration of the information specified in paragraphs (d)(5)(iii)(A) through (d)(5)(iii)(C) of this section.

(A) The data obtained from the inspections of pumps and pump seals removed from the process unit or affected facility due to leaks;

(B) Information from the available literature and from the experience of other plant sites that will identify pump designs or technologies and operating conditions associated with low emission performance for specific services; and

(C) Information on limitations on the service conditions for the pump seal technology operating conditions as well as information on maintenance procedures to ensure continued low emission performance.

**SECTION D. Source Level Requirements**

(iv) The data analysis may be conducted through an inter- or intra-company program (or through some combination of the two approaches) and may be for a single process unit, a plant site, a company, or a group of process units.

(v) The first analysis of the data shall be completed no later than 18 months after the start of the quality improvement program. The first analysis shall be performed using data collected for a minimum of 6 months. An analysis of the data shall be done each year the process unit or affected facility is in the quality improvement program.

(6) Trial evaluation program. A trial evaluation program shall be conducted at each plant site for which the data analysis does not identify use of superior performing pump seal technology or pumps that can be applied to the areas identified as having poorer than average performance, except as provided in paragraph (d)(6)(v) of this section. The trial program shall be used to evaluate the feasibility of using in the process unit or affected facility (or plant site) the pump designs or seal technologies, and operating and maintenance practices that have been identified by others as having low emission performance.

(i) The trial evaluation program shall include on-line trials of pump seal technologies or pump designs and operating and maintenance practices that have been identified in the available literature or in analysis by others as having the ability to perform with leak rates below 10 percent in similar services, as having low probability of failure, or as having no external actuating mechanism in contact with the process fluid. If any of the candidate superior performing pump seal technologies or pumps is not included in the performance trials, the reasons for rejecting specific technologies from consideration shall be documented as required in paragraph (e)(3)(ii) of this section.

(ii) The number of pump seal technologies or pumps in the trial evaluation program shall be the lesser of 1 percent or two pumps for programs involving single process units or affected facilities and the lesser of 1 percent or five pumps for programs involving a plant site or groups of process units or affected facilities. The minimum number of pumps or pump seal technologies in a trial program shall be one.

(iii) The trial evaluation program shall specify and include documentation of the information specified in paragraphs (d)(6)(iii)(A) through (d)(6)(iii)(D) of this section.

(A) The candidate superior performing pump seal designs or technologies to be evaluated, the stages for evaluating the identified candidate pump designs or pump seal technologies, including the time period necessary to test the applicability;

(B) The frequency of monitoring or inspection of the equipment;

(C) The range of operating conditions over which the component will be evaluated; and

(D) Conclusions regarding the emission performance and the appropriate operating conditions and services for the trial pump seal technologies or pumps.

(iv) The performance trials shall initially be conducted, at least, for a 6-month period beginning not later than 18 months after the start of the quality improvement program. No later than 24 months after the start of the quality improvement program, the owner or operator shall have identified pump seal technologies or pump designs that, combined with appropriate process, operating, and maintenance practices, operate with low emission performance for specific applications in the process unit or affected facility. The owner or operator shall continue to conduct performance trials as long as no superior performing design or technology has been identified, except as provided in paragraph (d)(6)(vi) of this section. The initial list of superior emission performance pump designs or pump seal technologies shall be amended in the future, as appropriate, as additional information and experience are obtained.

(v) Any plant site with fewer than 400 valves and owned by a corporation with fewer than 100 employees shall be exempt from trial evaluations of pump seals or pump designs. Plant sites exempt from the trial evaluations of pumps shall begin the pump seal or pump replacement program at the start of the fourth year of the quality improvement program.

(vi) An owner or operator who has conducted performance trials on all alternative superior emission performance technologies suitable for the required applications in the process unit or affected facility may stop conducting performance trials provided that a superior performing design or technology has been demonstrated or there are no technically feasible

**SECTION D. Source Level Requirements**

alternative superior technologies remaining. The owner or operator shall prepare an engineering evaluation documenting the physical, chemical, or engineering basis for the judgment that the superior emission performance technology is technically infeasible or demonstrating that it would not reduce emissions.

(7) Quality assurance program. Each owner or operator shall prepare and implement a pump quality assurance program that details purchasing specifications and maintenance procedures for all pumps and pump seals in the process unit or affected facility. The quality assurance program may establish any number of categories, or classes, of pumps as needed to distinguish among operating conditions and services associated with poorer than average emission performance as well as those associated with better than average emission performance. The quality assurance program shall be developed considering the findings of the data analysis required under paragraph (d)(5) of this section; and, if applicable, the findings of the trial evaluation required in paragraph (d)(6) of this section; and the operating conditions in the process unit or affected facility. The quality assurance program shall be updated each year as long as the process unit or affected facility has the greater of either 10 percent or more leaking pumps or has three leaking pumps.

(i) The quality assurance program shall meet the requirements specified in paragraphs (d)(7)(i)(A) through (d)(7)(i)(D) of this section.

(A) Establish minimum design standards for each category of pumps or pump seal technology. The design standards shall specify known critical parameters such as tolerance, manufacturer, materials of construction, previous usage, or other applicable identified critical parameters;

(B) Require that all equipment orders specify the design standard (or minimum tolerances) for the pump or the pump seal;

(C) Provide for an audit procedure for quality control of purchased equipment to ensure conformance with purchase specifications. The audit program may be conducted by the owner or operator of the plant site or process unit or affected facility, or by a designated representative; and

(D) Detail off-line pump maintenance and repair procedures. These procedures shall include provisions to ensure that rebuilt or refurbished pumps and pump seals will meet the design specifications for the pump category and will operate so that emissions are minimized.

(ii) The quality assurance program shall be established no later than the start of the third year of the quality improvement program for plant sites with 400 or more valves or 100 or more employees; and no later than the start of the fourth year of the quality improvement program for plant sites with less than 400 valves and less than 100 employees.

(8) Pump or pump seal replacement. Three years after the start of the quality improvement program for plant sites with 400 or more valves or 100 or more employees and at the start of the fourth year of the quality improvement program for plant sites with less than 400 valves and less than 100 employees, the owner or operator shall replace, as described in paragraphs (d)(8)(i) and (d)(8)(ii) of this section, the pumps or pump seals that are not superior emission performance technology with pumps or pump seals that have been identified as superior emission performance technology and that comply with the quality assurance standards for the pump category. Superior emission performance technology is that category or design of pumps or pump seals with emission performance that when combined with appropriate process, operating, and maintenance practices, will result in less than 10 percent leaking pumps for specific applications in the process unit, affected facility, or plant site. Superior emission performance technology includes material or design changes to the existing pump, pump seal, seal support system, installation of multiple mechanical seals or equivalent, or pump replacement.

(i) Pumps or pump seals shall be replaced at the rate of 20 percent per year based on the total number of pumps in light liquid service. The calculated value shall be rounded to the nearest nonzero integer value. The minimum number of pumps or pump seals shall be one. Pump replacement shall continue until all pumps subject to the requirements of §63.1026 are pumps determined to be superior performance technology.

(ii) The owner or operator may delay replacement of pump seals or pumps with superior technology until the next planned process unit or affected facility shutdown, provided the number of pump seals and pumps replaced is equivalent to the 20 percent or greater annual replacement rate.

**SECTION D. Source Level Requirements**

(iii) The pumps shall be maintained as specified in the quality assurance program.

(e) QIP recordkeeping. In addition to the records required by paragraph (d)(2) of this section, the owner or operator shall maintain records for the period of the quality improvement program for the process unit or affected facility as specified in paragraphs (e)(1) through (e)(6) of this section.

(1) When using a pump quality improvement program as specified in this section, record the information specified in paragraphs (e)(1)(i) through (e)(1)(iii) of this section.

(i) The rolling average percent leaking pumps.

(ii) Documentation of all inspections conducted under the requirements of paragraph (d)(4) of this section, and any recommendations for design or specification changes to reduce leak frequency.

(iii) The beginning and ending dates while meeting the requirements of paragraph (d) of this section.

(2) If a leak is not repaired within 15 calendar days after discovery of the leak, the reason for the delay and the expected date of successful repair.

(3) Records of all analyses required in paragraph (d) of this section. The records will include the information specified in paragraphs (e)(3)(i) through (e)(3)(iv) of this section.

(i) A list identifying areas associated with poorer than average performance and the associated service characteristics of the stream, the operating conditions and maintenance practices.

(ii) The reasons for rejecting specific candidate superior emission performing pump technology from performance trials.

(iii) The list of candidate superior emission performing valve or pump technologies, and documentation of the performance trial program items required under paragraph (d)(6)(iii) of this section.

(iv) The beginning date and duration of performance trials of each candidate superior emission performing technology.

(4) All records documenting the quality assurance program for pumps as specified in paragraph (d)(7) of this section, including records indicating that all pumps replaced or modified during the period of the quality improvement program are in compliance with the quality assurance.

(5) Records documenting compliance with the 20 percent or greater annual replacement rate for pumps as specified in paragraph (d)(8) of this section.

(6) Information and data to show the corporation has fewer than 100 employees, including employees providing professional and technical contracted services.

019 [40 CFR Part 63 NESHAPS for Source Categories §40 CFR 63.1036]

Subpart UU - National Emission Standards for Equipment Leaks - Control Level 2 Standards

Alternative means of emission limitation: Batch processes.

(a) General requirement. As an alternative to complying with the requirements of §§63.1025 through 63.1033 and §63.1035, an owner or operator of a batch process that operates in regulated material service during the calendar year may comply with one of the standards specified in paragraphs (b) and (c) of this section, or the owner or operator may petition for approval of an alternative standard under the provisions of §63.1021(b). The alternative standards of this section provide the options of pressure testing or monitoring the equipment for leaks. The owner or operator may switch among the alternatives provided the change is documented as specified in paragraph (b)(7) of this section.

(b) Pressure testing of the batch equipment. The following requirements shall be met if an owner or operator elects to use pressure testing of batch product-process equipment to demonstrate compliance with this subpart.

(1) Reconfiguration. Each time equipment is reconfigured for production of a different product or intermediate, the batch

**SECTION D. Source Level Requirements**

product-process equipment train shall be pressure-tested for leaks before regulated material is first fed to the equipment and the equipment is placed in regulated material service.

(i) When the batch product-process equipment train is reconfigured to produce a different product, pressure testing is required only for the new or disturbed equipment.

(ii) Each batch product process that operates in regulated material service during a calendar year shall be pressure-tested at least once during that calendar year.

(iii) Pressure testing is not required for routine seal breaks, such as changing hoses or filters, that are not part of the reconfiguration to produce a different product or intermediate.

(2) Testing procedures. The batch product process equipment shall be tested either using the procedures specified in paragraph (b)(5) of this section for pressure vacuum loss or with a liquid using the procedures specified in paragraph (b)(6) of this section.

(3) Leak detection. (i) For pressure or vacuum tests using a gas, a leak is detected if the rate of change in pressure is greater than 6.9 kilopascals (1 pound per square inch gauge) in 1 hour or if there is visible, audible, or olfactory evidence of fluid loss.

(ii) For pressure tests using a liquid, a leak is detected if there are indications of liquids dripping or if there is other evidence of fluid loss.

(4) Leak repair. (i) If a leak is detected, it shall be repaired and the batch product-process equipment shall be retested before start-up of the process.

(ii) If a batch product-process fails the retest (the second of two consecutive pressure tests), it shall be repaired as soon as practical, but not later than 30 calendar days after the second pressure test except as specified in paragraph (e) of this section.

(5) Gas pressure test procedure for pressure or vacuum loss. The procedures specified in paragraphs (b)(5)(i) through (b)(5)(v) of this section shall be used to pressure test batch product-process equipment for pressure or vacuum loss to demonstrate compliance with the requirements of paragraph (b)(3)(i) of this section.

(i) The batch product-process equipment train shall be pressurized with a gas to a pressure less than the set pressure of any safety relief devices or valves or to a pressure slightly above the operating pressure of the equipment, or alternatively the equipment shall be placed under a vacuum.

(ii) Once the test pressure is obtained, the gas source or vacuum source shall be shut off.

(iii) The test shall continue for not less than 15 minutes unless it can be determined in a shorter period of time that the allowable rate of pressure drop or of pressure rise was exceeded. The pressure in the batch product-process equipment shall be measured after the gas or vacuum source is shut off and at the end of the test period. The rate of change in pressure in the batch product-process equipment shall be calculated using the following equation:

[Refer to 40 CFR §63.1036 for Equation 5]

Where:

Delta (P/t) = Change in pressure, pounds per square inch gauge per hour.

Pf = Final pressure, pounds per square inch gauge.

Pi = Initial pressure, pounds per square inch gauge.

tf - ti = Elapsed time, hours.

(iv) The pressure shall be measured using a pressure measurement device (gauge, manometer, or equivalent) that has a precision of ± 2.5 millimeter mercury (0.10 inch of mercury) in the range of test pressure and is capable of measuring pressures up to the relief set pressure of the pressure relief device. If such a pressure measurement device is not

**SECTION D. Source Level Requirements**

reasonably available, the owner or operator shall use a pressure measurement device with a precision of at least ± 10 percent of the test pressure of the equipment and shall extend the duration of the test for the time necessary to detect a pressure loss or rise that equals a rate of 1 pound per square inch gauge per hour (7 kilopascals per hour).

(v) An alternative procedure may be used for leak testing the equipment if the owner or operator demonstrates the alternative procedure is capable of detecting a pressure loss or rise.

(6) Pressure test procedure using test liquid. The procedures specified in paragraphs (b)(6)(i) through (b)(6)(iv) of this section shall be used to pressure-test batch product-process equipment using a liquid to demonstrate compliance with the requirements of paragraph (b)(3)(ii) of this section.

(i) The batch product-process equipment train, or section of the equipment train, shall be filled with the test liquid (e.g., water, alcohol) until normal operating pressure is obtained. Once the equipment is filled, the liquid source shall be shut off.

(ii) The test shall be conducted for a period of at least 60 minutes, unless it can be determined in a shorter period of time that the test is a failure.

(iii) Each seal in the equipment being tested shall be inspected for indications of liquid dripping or other indications of fluid loss. If there are any indications of liquids dripping or of fluid loss, a leak is detected.

(iv) An alternative procedure may be used for leak testing the equipment, if the owner or operator demonstrates the alternative procedure is capable of detecting losses of fluid.

(7) Pressure testing recordkeeping. The owner or operator of a batch product process who elects to pressure test the batch product process equipment train to demonstrate compliance with this subpart shall maintain records of the information specified in paragraphs (b)(7)(i) through (b)(7)(v) of this section.

(i) The identification of each product, or product code, produced during the calendar year. It is not necessary to identify individual items of equipment in a batch product process equipment train.

(ii) Physical tagging of the equipment to identify that it is in regulated material service and subject to the provisions of this subpart is not required. Equipment in a batch product process subject to the provisions of this subpart may be identified on a plant site plan, in log entries, or by other appropriate methods.

(iii) The dates of each pressure test required in paragraph (b) of this section, the test pressure, and the pressure drop observed during the test.

(iv) Records of any visible, audible, or olfactory evidence of fluid loss.

(v) When a batch product process equipment train does not pass two consecutive pressure tests, the information specified in paragraphs (b)(7)(v)(A) through (b)(7)(v)(E) of this section shall be recorded in a log and kept for 2 years:

(A) The date of each pressure test and the date of each leak repair attempt.

(B) Repair methods applied in each attempt to repair the leak.

(C) The reason for the delay of repair.

(D) The expected date for delivery of the replacement equipment and the actual date of delivery of the replacement equipment; and

(E) The date of successful repair.

(c) Equipment monitoring. The following requirements shall be met if an owner or operator elects to monitor the equipment in a batch process to detect leaks by the method specified in §63.1023(b) and, as applicable, §63.1023(c), to demonstrate compliance with this subpart.

**SECTION D. Source Level Requirements**

(1) The owner or operator shall comply with the requirements of §§63.1025 through 63.1035 as modified by paragraphs (c)(2) through (c)(4) of this section.

(2) The equipment shall be monitored for leaks by the method specified in §63.1023(b) and, as applicable, §63.1023(c), when the equipment is in regulated material service or is in use with any other detectable material.

(3) The equipment shall be monitored for leaks as specified in paragraphs (c)(3)(i) through (c)(3)(iv) of this section.

(i) Each time the equipment is reconfigured for the production of a new product, the reconfigured equipment shall be monitored for leaks within 30 days of start-up of the process. This initial monitoring of reconfigured equipment shall not be included in determining percent leaking equipment in the process unit or affected facility.

(ii) Connectors shall be monitored in accordance with the requirements in §63.1027.

(iii) Equipment other than connectors shall be monitored at the frequencies specified in table 1 to this subpart. The operating time shall be determined as the proportion of the year the batch product-process that is subject to the provisions of this subpart is operating.

[Table 1 to Subpart UU of Part 63]

Operating time (% of year)	Equivalent continuous process monitoring frequency time in use		
	Monthly	Quarterly	Semiannually
0 to < 25%.....	Quarterly.....	Annually.....	Annually.
25 to < 50%.....	Quarterly.....	Semiannually.....	Annually.
50 to < 75%.....	Bimonthly.....	Three times.....	Semiannually.
75 to 100%.....	Monthly.....	Quarterly.....	Semiannually.

(iv) The monitoring frequencies specified in paragraph (c)(3)(iii) of this section are not requirements for monitoring at specific intervals and can be adjusted to accommodate process operations. An owner or operator may monitor anytime during the specified monitoring period (e.g., month, quarter, year), provided the monitoring is conducted at a reasonable interval after completion of the last monitoring campaign. For example, if the equipment is not operating during the scheduled monitoring period, the monitoring can be done during the next period when the process is operating.

(4) If a leak is detected, it shall be repaired as soon as practical but not later than 15 calendar days after it is detected, except as provided in paragraph (e) of this section.

(d) Added equipment recordkeeping. (1) For batch product-process units or affected facilities that the owner or operator elects to monitor as provided under paragraph (c) of this section, the owner or operator shall prepare a list of equipment added to batch product process units or affected facilities since the last monitoring period required in paragraphs (c)(3)(ii) and (c)(3)(iii) of this section.

(2) Maintain records demonstrating the proportion of the time during the calendar year the equipment is in use in a batch process that is subject to the provisions of this subpart. Examples of suitable documentation are records of time in use for individual pieces of equipment or average time in use for the process unit or affected facility. These records are not required if the owner or operator does not adjust monitoring frequency by the time in use, as provided in paragraph (c)(3)(iii) of this section.

(3) Record and keep pursuant to the referencing subpart and this subpart, the date and results of the monitoring required in paragraph (c)(3)(i) of this section for equipment added to a batch product-process unit or affected facility since the last monitoring period required in paragraphs (c)(3)(ii) and (c)(3)(iii) of this section. If no leaking equipment is found during this monitoring, the owner or operator shall record that the inspection was performed. Records of the actual monitoring results are not required.

**SECTION D. Source Level Requirements**

(e) Delay of repair. Delay of repair of equipment for which leaks have been detected is allowed if the replacement equipment is not available providing the conditions specified in paragraphs (e)(1) and (e)(2) of this section are met.

(1) Equipment supplies have been depleted and supplies had been sufficiently stocked before the supplies were depleted.

(2) The repair is made no later than 10 calendar days after delivery of the replacement equipment.

(f) Periodic report contents. For owners or operators electing to meet the requirements of paragraph (b) of this section, the Periodic Report to be filed pursuant to §63.1039(b) shall include the information listed in paragraphs (f)(1) through (f)(4) of this section for each process unit.

(1) Batch product process equipment train identification;

(2) The number of pressure tests conducted;

(3) The number of pressure tests where the equipment train failed the pressure test; and

(4) The facts that explain any delay of repairs.

020 [40 CFR Part 63 NESHAPS for Source Categories §40 CFR 63.1037]

Subpart UU - National Emission Standards for Equipment Leaks - Control Level 2 Standards

Alternative means of emission limitation: Enclosed-vented process units or affected facilities.

(a) Use of closed vent system and control device. Process units or affected facilities or portions of process units at affected facilities enclosed in such a manner that all emissions from equipment leaks are vented through a closed vent system to a control device or routed to a fuel gas system or process meeting the requirements of §63.1034 are exempt from the requirements of §§63.1025 through 63.1033 and 63.1035. The enclosure shall be maintained under a negative pressure at all times while the process unit or affected facility is in operation to ensure that all emissions are routed to a control device.

(b) Recordkeeping. Owners and operators choosing to comply with the requirements of this section shall maintain the records specified in paragraphs (b)(1) through (b)(3) of this section.

(1) Identification of the process unit(s) or affected facilities and the regulated materials they handle.

(2) A schematic of the process unit or affected facility, enclosure, and closed vent system.

(3) A description of the system used to create a negative pressure in the enclosure to ensure that all emissions are routed to the control device.

VII. ADDITIONAL REQUIREMENTS.

021 [40 CFR Part 63 NESHAPS for Source Categories §40 CFR 63.1019]

Subpart UU - National Emission Standards for Equipment Leaks - Control Level 2 Standards

Applicability.

(a) The provisions of this subpart apply to the control of air emissions from equipment leaks for which another subpart references the use of this subpart for such air emission control. These air emission standards for equipment leaks are placed here for administrative convenience and only apply to those owners and operators of facilities subject to a referencing subpart. The provisions of 40 CFR part 63, subpart A (General Provisions) do not apply to this subpart except as noted in the referencing subpart.

(b) Equipment subject to this subpart. The provisions of this subpart and the referencing subpart apply to equipment that contains or contacts regulated material. This subpart applies to pumps, compressors, agitators, pressure relief devices, sampling connection systems, open-ended valves or lines, valves, connectors, instrumentation systems, and closed vent systems and control devices used to meet the requirements of this subpart.

(c) Equipment in vacuum service. Equipment in vacuum service is excluded from the requirements of this subpart.

**SECTION D. Source Level Requirements**

(d) Equipment in service less than 300 hours per calendar year. Equipment intended to be in regulated material service less than 300 hours per calendar year is excluded from the requirements of §§63.1025 through 63.1034 and §63.1036 if it is identified as required in §63.1022(b)(5).

(e) Lines and equipment not containing process fluids. Lines and equipment not containing process fluids are not subject to the provisions of this subpart. Utilities, and other non-process lines, such as heating and cooling systems that do not combine their materials with those in the processes they serve, are not considered to be part of a process unit or affected facility.

(f) Implementation and enforcement. This subpart can be implemented and enforced by the U.S. Environmental Protection Agency (EPA), or a delegated authority such as the applicable State, local, or tribal agency. If the EPA Administrator has delegated authority to a State, local, or tribal agency, then that agency has the authority to implement and enforce this subpart. Contact the applicable EPA Regional Office to find out if this subpart is delegated to a State, local, or tribal agency.

(1) In delegating implementation and enforcement authority of this subpart to a State, local, or tribal agency under section 40 CFR part 63, subpart E, the authorities contained in paragraphs (f)(i) through (v) of this section are retained by the EPA Administrator and are not transferred to the State, local, or tribal agency.

(i) Approval of alternatives to the nonopacity emissions standards in §§63.1022 through 62.1034, under §63.6(g), and the standards for quality improvement programs in §63.1035. Where these standards reference another subpart, the cited provisions will be delegated according to the delegation provisions of the referenced subpart.

(ii) [Reserved]

(iii) Approval of major changes to test methods under §63.7(e)(2)(ii) and (f) and as defined in §63.90.

(iv) Approval of major changes to monitoring under §63.8(f) and as defined in §63.90.

(v) Approval of major changes to recordkeeping and reporting under §63.10(f) and as defined in §63.90.

[64 FR 34899, June 29, 1999, as amended at 67 FR 46279, July 12, 2002]

022 [40 CFR Part 63 NESHAPS for Source Categories §40 CFR 63.1020]

Subpart UU - National Emission Standards for Equipment Leaks - Control Level 2 Standards

Definitions.

[Refer to 40 CFR §63.1020 for definitions applicable to Subpart UU.]

***** Permit Shield in Effect. *****

**SECTION D. Source Level Requirements**

Source ID: 7000

Source Name: MISC SMALL EMISSION UNITS

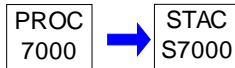
Source Capacity/Throughput:

Conditions for this source occur in the following groups: 123.13

M O C PROCESS

RACT II CASE-BY-CASE

RACT II PRESUMPTIVE

**I. RESTRICTIONS.**

No additional requirements exist except as provided in other sections of this permit including Section B (Title V General Requirements) and/or Section E (Source Group Restrictions).

II. TESTING REQUIREMENTS.

No additional testing requirements exist except as provided in other sections of this permit including Section B (Title V General Requirements) and/or Section E (Source Group Restrictions).

III. MONITORING REQUIREMENTS.

No additional monitoring requirements exist except as provided in other sections of this permit including Section B (Title V General Requirements) and/or Section E (Source Group Restrictions).

IV. RECORDKEEPING REQUIREMENTS.

No additional record keeping requirements exist except as provided in other sections of this permit including Section B (Title V General Requirements) and/or Section E (Source Group Restrictions).

V. REPORTING REQUIREMENTS.

No additional reporting requirements exist except as provided in other sections of this permit including Section B (Title V General Requirements) and/or Section E (Source Group Restrictions).

VI. WORK PRACTICE REQUIREMENTS.**# 001 [25 Pa. Code §127.512]****Operating permit terms and conditions.**

For the following Source 7000 sources (RG-3, RS-4, RG-9, RS-12, & RS-19) RACT Controls are as follows:

(a) Chilled Condenser;

(b) Equipment or Process Modifications (Tank Lids & Equipment Cleaning);

(c) Improved Operating Practices (Use of covers during tank operation; Splash/Spill Prevention; Recycling Techniques; & Employee Awareness).

[Authority for this condition is also derived from 25 Pa Code 129.91.]

**SECTION D. Source Level Requirements****VII. ADDITIONAL REQUIREMENTS.**

No additional requirements exist except as provided in other sections of this permit including Section B (Title V General Requirements) and/or Section E (Source Group Restrictions).

***** Permit Shield in Effect. *****

**SECTION D. Source Level Requirements**

Source ID: 7000A

Source Name: MISCELLANEOUS PROCESS VESSELS

Source Capacity/Throughput:

Conditions for this source occur in the following groups: ALL PROCESS VESSELS
COVERS - HHHHH
RACT II CASE-BY-CASE
RACT II PRESUMPTIVE

I. RESTRICTIONS.

No additional requirements exist except as provided in other sections of this permit including Section B (Title V General Requirements) and/or Section E (Source Group Restrictions).

II. TESTING REQUIREMENTS.

No additional testing requirements exist except as provided in other sections of this permit including Section B (Title V General Requirements) and/or Section E (Source Group Restrictions).

III. MONITORING REQUIREMENTS.

No additional monitoring requirements exist except as provided in other sections of this permit including Section B (Title V General Requirements) and/or Section E (Source Group Restrictions).

IV. RECORDKEEPING REQUIREMENTS.

No additional record keeping requirements exist except as provided in other sections of this permit including Section B (Title V General Requirements) and/or Section E (Source Group Restrictions).

V. REPORTING REQUIREMENTS.

No additional reporting requirements exist except as provided in other sections of this permit including Section B (Title V General Requirements) and/or Section E (Source Group Restrictions).

VI. WORK PRACTICE REQUIREMENTS.

No additional work practice requirements exist except as provided in other sections of this permit including Section B (Title V General Requirements) and/or Section E (Source Group Restrictions).

VII. ADDITIONAL REQUIREMENTS.

No additional requirements exist except as provided in other sections of this permit including Section B (Title V General Requirements) and/or Section E (Source Group Restrictions).

***** Permit Shield in Effect. *****

**SECTION D. Source Level Requirements**

Source ID: 7000C

Source Name: PORTABLE PROCESS VESSELS REQUIRING COVERS

Source Capacity/Throughput:

Conditions for this source occur in the following groups: 123.13

M O C PROCESS
 RACT II CASE-BY-CASE
 RACT II PRESUMPTIVE

I. RESTRICTIONS.

No additional requirements exist except as provided in other sections of this permit including Section B (Title V General Requirements) and/or Section E (Source Group Restrictions).

II. TESTING REQUIREMENTS.

No additional testing requirements exist except as provided in other sections of this permit including Section B (Title V General Requirements) and/or Section E (Source Group Restrictions).

III. MONITORING REQUIREMENTS.

No additional monitoring requirements exist except as provided in other sections of this permit including Section B (Title V General Requirements) and/or Section E (Source Group Restrictions).

IV. RECORDKEEPING REQUIREMENTS.

No additional record keeping requirements exist except as provided in other sections of this permit including Section B (Title V General Requirements) and/or Section E (Source Group Restrictions).

V. REPORTING REQUIREMENTS.

No additional reporting requirements exist except as provided in other sections of this permit including Section B (Title V General Requirements) and/or Section E (Source Group Restrictions).

VI. WORK PRACTICE REQUIREMENTS.**# 001 [25 Pa. Code §127.512]****Operating permit terms and conditions.**

For the following Source 7000C sources (Grind Tanks) RACT Controls are as follows:

- (a) Equipment or Process Modifications (Tank Lids & Equipment Cleaning);
- (b) Improved Operating Practices (Use of covers during tank operation; Splash/Spill Prevention; Recycling Techniques; & Employee Awareness).

[Authority for this condition is also derived from 25 Pa Code 129.91.]

002 [40 CFR Part 63 NESHAPS for Source Categories §40 CFR 63.8005]**Subpart HHHHH - National Emission Standards for Hazardous Air Pollutants: Miscellaneous Coating Manufacturing****What requirements apply to my process vessels?**

- (a) General. (1) You must meet each emission limit and work practice standard in Table 1 to this subpart that applies to you, and you must meet each applicable requirement specified in §63.8000(b), except as specified in paragraphs (a)(1)(i) and (ii) of this section.

 [Table 1 to Subpart HHHHH of Part 63]

- 1. For each portable process vessel at an existing source, you must equip the vessel with a cover or lid that must be in place at all times when the vessel contains a HAP, except for material additions and sampling.

**SECTION D. Source Level Requirements**

[68 FR 69185, Dec. 11, 2003, as amended at 70 FR 25682, May 13, 2005; 85 FR 49747, Aug. 14, 2020]

(i) You are not required to meet the emission limits and work practice standards in Table 1 to this subpart if you comply with §63.8050 or §63.8055.

(ii) You must meet the emission limits and work practice standards in Table 1 to this subpart for emissions from automatic cleaning operations. You are not required to meet the emission limits and work practice standards in Table 1 to this subpart for emissions from cleaning operations that are conducted manually.

(2) [Does not apply]

(b) - (h) [Do not apply]

[68 FR 69185, Dec. 11, 2003, as amended at 70 FR 25681, May 13, 2005; 85 FR 49743, Aug. 14, 2020]

VII. ADDITIONAL REQUIREMENTS.

No additional requirements exist except as provided in other sections of this permit including Section B (Title V General Requirements) and/or Section E (Source Group Restrictions).

***** Permit Shield in Effect. *****

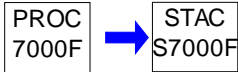
**SECTION D. Source Level Requirements**

Source ID: 7000F

Source Name: MISC. BATCH PROCESS VENTS SUBJECT TO SUBPART FFFF

Source Capacity/Throughput:

Conditions for this source occur in the following groups: 123.13
 M O C PROCESS
 RACT II CASE-BY-CASE
 RACT II PRESUMPTIVE

**I. RESTRICTIONS.**

No additional requirements exist except as provided in other sections of this permit including Section B (Title V General Requirements) and/or Section E (Source Group Restrictions).

II. TESTING REQUIREMENTS.

No additional testing requirements exist except as provided in other sections of this permit including Section B (Title V General Requirements) and/or Section E (Source Group Restrictions).

III. MONITORING REQUIREMENTS.

No additional monitoring requirements exist except as provided in other sections of this permit including Section B (Title V General Requirements) and/or Section E (Source Group Restrictions).

IV. RECORDKEEPING REQUIREMENTS.

001 [40 CFR Part 63 NESHAPS for Source Categories §40 CFR 63.2460]

Subpart FFFF - National Emission Standards for Hazardous Air Pollutants: Miscellaneous Organic Chemical Manufacturing

What requirements must I meet for batch process vents?

The permittee shall maintain records of the uncontrolled organic HAP emissions from each Group 2 batch process vent on a rolling 365-day basis. If the uncontrolled organic HAP emissions ever exceed 10,000 pounds per year, the process vent will be reclassified as a Group 1 batch process vent and be subject to all of the requirements that go with that classification.

V. REPORTING REQUIREMENTS.

No additional reporting requirements exist except as provided in other sections of this permit including Section B (Title V General Requirements) and/or Section E (Source Group Restrictions).

VI. WORK PRACTICE REQUIREMENTS.

No additional work practice requirements exist except as provided in other sections of this permit including Section B (Title V General Requirements) and/or Section E (Source Group Restrictions).

VII. ADDITIONAL REQUIREMENTS.

No additional requirements exist except as provided in other sections of this permit including Section B (Title V General Requirements) and/or Section E (Source Group Restrictions).

***** Permit Shield in Effect. *****

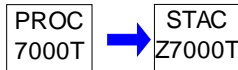
**SECTION D. Source Level Requirements**

Source ID: 7000T

Source Name: SUBPART HHHHH STORAGE TANKS

Source Capacity/Throughput:

Conditions for this source occur in the following groups: RACT II PRESUMPTIVE

**I. RESTRICTIONS.**

No additional requirements exist except as provided in other sections of this permit including Section B (Title V General Requirements) and/or Section E (Source Group Restrictions).

II. TESTING REQUIREMENTS.

No additional testing requirements exist except as provided in other sections of this permit including Section B (Title V General Requirements) and/or Section E (Source Group Restrictions).

III. MONITORING REQUIREMENTS.

No additional monitoring requirements exist except as provided in other sections of this permit including Section B (Title V General Requirements) and/or Section E (Source Group Restrictions).

IV. RECORDKEEPING REQUIREMENTS.

001 [40 CFR Part 63 NESHAPS for Source Categories §40 CFR 63.8010]
Subpart HHHHH - National Emission Standards for Hazardous Air Pollutants: Miscellaneous Coating Manufacturing
What requirements apply to my storage tanks?

The permittee has determined that all storage tanks at this facility are classified as Group 2 Storage Tanks. The permittee shall maintain a list of all storage tanks, tank volumes, commodity stored and the vapor pressure of the commodity.

V. REPORTING REQUIREMENTS.

No additional reporting requirements exist except as provided in other sections of this permit including Section B (Title V General Requirements) and/or Section E (Source Group Restrictions).

VI. WORK PRACTICE REQUIREMENTS.

No additional work practice requirements exist except as provided in other sections of this permit including Section B (Title V General Requirements) and/or Section E (Source Group Restrictions).

VII. ADDITIONAL REQUIREMENTS.

No additional requirements exist except as provided in other sections of this permit including Section B (Title V General Requirements) and/or Section E (Source Group Restrictions).

***** Permit Shield in Effect. *****

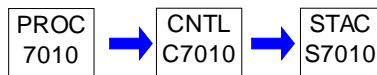
**SECTION D. Source Level Requirements**

Source ID: 7010

Source Name: BLDG 1 HOCHMEYER MIXER

Source Capacity/Throughput:

Conditions for this source occur in the following groups: 123.13
 M O C PROCESS
 P000 COMPLIANCE

**I. RESTRICTIONS.**

No additional requirements exist except as provided in other sections of this permit including Section B (Title V General Requirements) and/or Section E (Source Group Restrictions).

II. TESTING REQUIREMENTS.

No additional testing requirements exist except as provided in other sections of this permit including Section B (Title V General Requirements) and/or Section E (Source Group Restrictions).

III. MONITORING REQUIREMENTS.

No additional monitoring requirements exist except as provided in other sections of this permit including Section B (Title V General Requirements) and/or Section E (Source Group Restrictions).

IV. RECORDKEEPING REQUIREMENTS.

No additional record keeping requirements exist except as provided in other sections of this permit including Section B (Title V General Requirements) and/or Section E (Source Group Restrictions).

V. REPORTING REQUIREMENTS.

No additional reporting requirements exist except as provided in other sections of this permit including Section B (Title V General Requirements) and/or Section E (Source Group Restrictions).

VI. WORK PRACTICE REQUIREMENTS.

No additional work practice requirements exist except as provided in other sections of this permit including Section B (Title V General Requirements) and/or Section E (Source Group Restrictions).

VII. ADDITIONAL REQUIREMENTS.

No additional requirements exist except as provided in other sections of this permit including Section B (Title V General Requirements) and/or Section E (Source Group Restrictions).

***** Permit Shield in Effect. *****

**SECTION D. Source Level Requirements**

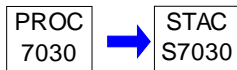
Source ID: 7030

Source Name: BLDG 1, DRUM FILLER STATION

Source Capacity/Throughput:

N/A

Conditions for this source occur in the following groups: 123.13
 MOC PROCESS
 RACT II PRESUMPTIVE

**I. RESTRICTIONS.**

No additional requirements exist except as provided in other sections of this permit including Section B (Title V General Requirements) and/or Section E (Source Group Restrictions).

II. TESTING REQUIREMENTS.

No additional testing requirements exist except as provided in other sections of this permit including Section B (Title V General Requirements) and/or Section E (Source Group Restrictions).

III. MONITORING REQUIREMENTS.

No additional monitoring requirements exist except as provided in other sections of this permit including Section B (Title V General Requirements) and/or Section E (Source Group Restrictions).

IV. RECORDKEEPING REQUIREMENTS.

No additional record keeping requirements exist except as provided in other sections of this permit including Section B (Title V General Requirements) and/or Section E (Source Group Restrictions).

V. REPORTING REQUIREMENTS.

No additional reporting requirements exist except as provided in other sections of this permit including Section B (Title V General Requirements) and/or Section E (Source Group Restrictions).

VI. WORK PRACTICE REQUIREMENTS.

No additional work practice requirements exist except as provided in other sections of this permit including Section B (Title V General Requirements) and/or Section E (Source Group Restrictions).

VII. ADDITIONAL REQUIREMENTS.

No additional requirements exist except as provided in other sections of this permit including Section B (Title V General Requirements) and/or Section E (Source Group Restrictions).

***** Permit Shield in Effect. *****

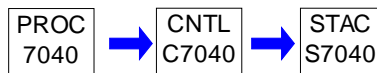
**SECTION D. Source Level Requirements**

Source ID: 7040

Source Name: BLDG 1 WATER-BASED 750 GAL MIX TANK

Source Capacity/Throughput:

Conditions for this source occur in the following groups: 123.13
 P000 COMPLIANCE
 RACT II PRESUMPTIVE

**I. RESTRICTIONS.**

No additional requirements exist except as provided in other sections of this permit including Section B (Title V General Requirements) and/or Section E (Source Group Restrictions).

II. TESTING REQUIREMENTS.

No additional testing requirements exist except as provided in other sections of this permit including Section B (Title V General Requirements) and/or Section E (Source Group Restrictions).

III. MONITORING REQUIREMENTS.

No additional monitoring requirements exist except as provided in other sections of this permit including Section B (Title V General Requirements) and/or Section E (Source Group Restrictions).

IV. RECORDKEEPING REQUIREMENTS.

No additional record keeping requirements exist except as provided in other sections of this permit including Section B (Title V General Requirements) and/or Section E (Source Group Restrictions).

V. REPORTING REQUIREMENTS.

No additional reporting requirements exist except as provided in other sections of this permit including Section B (Title V General Requirements) and/or Section E (Source Group Restrictions).

VI. WORK PRACTICE REQUIREMENTS.

No additional work practice requirements exist except as provided in other sections of this permit including Section B (Title V General Requirements) and/or Section E (Source Group Restrictions).

VII. ADDITIONAL REQUIREMENTS.

No additional requirements exist except as provided in other sections of this permit including Section B (Title V General Requirements) and/or Section E (Source Group Restrictions).

***** Permit Shield in Effect. *****

**SECTION D. Source Level Requirements**

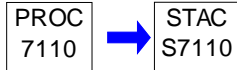
Source ID: 7110

Source Name: REACTOR RG-3, PACKAGING

Source Capacity/Throughput:

N/A

Conditions for this source occur in the following groups: 123.13
 M O C PROCESS
 RACT II CASE-BY-CASE

**I. RESTRICTIONS.**

No additional requirements exist except as provided in other sections of this permit including Section B (Title V General Requirements) and/or Section E (Source Group Restrictions).

II. TESTING REQUIREMENTS.

No additional testing requirements exist except as provided in other sections of this permit including Section B (Title V General Requirements) and/or Section E (Source Group Restrictions).

III. MONITORING REQUIREMENTS.

No additional monitoring requirements exist except as provided in other sections of this permit including Section B (Title V General Requirements) and/or Section E (Source Group Restrictions).

IV. RECORDKEEPING REQUIREMENTS.

No additional record keeping requirements exist except as provided in other sections of this permit including Section B (Title V General Requirements) and/or Section E (Source Group Restrictions).

V. REPORTING REQUIREMENTS.

No additional reporting requirements exist except as provided in other sections of this permit including Section B (Title V General Requirements) and/or Section E (Source Group Restrictions).

VI. WORK PRACTICE REQUIREMENTS.

No additional work practice requirements exist except as provided in other sections of this permit including Section B (Title V General Requirements) and/or Section E (Source Group Restrictions).

VII. ADDITIONAL REQUIREMENTS.

No additional requirements exist except as provided in other sections of this permit including Section B (Title V General Requirements) and/or Section E (Source Group Restrictions).

***** Permit Shield in Effect. *****

**SECTION D. Source Level Requirements**

Source ID: 7405

Source Name: BLDG 5, RS-4 & RS-4TT

Source Capacity/Throughput:

N/A

Conditions for this source occur in the following groups: 123.13
 MOC PROCESS
 RACT II CASE-BY-CASE

PROC 7405	→	STAC S7405
--------------	---	---------------

I. RESTRICTIONS.**Emission Restriction(s).**

001 [25 Pa. Code §127.12b]
Plan approval terms and conditions.

The VOC emissions from this source shall not exceed 4.2 tons during any consecutive twelve (12) month period.

II. TESTING REQUIREMENTS.

No additional testing requirements exist except as provided in other sections of this permit including Section B (Title V General Requirements) and/or Section E (Source Group Restrictions).

III. MONITORING REQUIREMENTS.

No additional monitoring requirements exist except as provided in other sections of this permit including Section B (Title V General Requirements) and/or Section E (Source Group Restrictions).

IV. RECORDKEEPING REQUIREMENTS.

002 [25 Pa. Code §127.12b]
Plan approval terms and conditions.

The permittee shall maintain records providing sufficient data to clearly demonstrate compliance with the emission limitation for this source.

003 [25 Pa. Code §127.511]

Monitoring and related recordkeeping and reporting requirements.

The permittee shall calculate the estimated monthly VOC emissions from this source through the use of monthly production records and a VOC emission factor. This monthly estimate shall be added to the estimates for the eleven (11) previous months, to determine a rolling twelve (12) month total. This estimate shall be used to demonstrate compliance with the 4.2 ton per year VOC limit for this source.

V. REPORTING REQUIREMENTS.

No additional reporting requirements exist except as provided in other sections of this permit including Section B (Title V General Requirements) and/or Section E (Source Group Restrictions).

VI. WORK PRACTICE REQUIREMENTS.

No additional work practice requirements exist except as provided in other sections of this permit including Section B (Title V General Requirements) and/or Section E (Source Group Restrictions).

**SECTION D. Source Level Requirements****VII. ADDITIONAL REQUIREMENTS.**

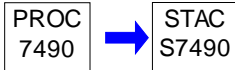
No additional requirements exist except as provided in other sections of this permit including Section B (Title V General Requirements) and/or Section E (Source Group Restrictions).

***** Permit Shield in Effect. *****

**SECTION D. Source Level Requirements**

Source ID: 7490 Source Name: URETHANE ROOM 2 (4 MIX TANKS)
 Source Capacity/Throughput: N/A

Conditions for this source occur in the following groups: 123.13
 ALL PROCESS VESSELS
 COVERS - HHHHH
 M O C PROCESS
 RACT II CASE-BY-CASE
 RACT II PRESUMPTIVE

**I. RESTRICTIONS.**

No additional requirements exist except as provided in other sections of this permit including Section B (Title V General Requirements) and/or Section E (Source Group Restrictions).

II. TESTING REQUIREMENTS.

No additional testing requirements exist except as provided in other sections of this permit including Section B (Title V General Requirements) and/or Section E (Source Group Restrictions).

III. MONITORING REQUIREMENTS.

No additional monitoring requirements exist except as provided in other sections of this permit including Section B (Title V General Requirements) and/or Section E (Source Group Restrictions).

IV. RECORDKEEPING REQUIREMENTS.

No additional record keeping requirements exist except as provided in other sections of this permit including Section B (Title V General Requirements) and/or Section E (Source Group Restrictions).

V. REPORTING REQUIREMENTS.

No additional reporting requirements exist except as provided in other sections of this permit including Section B (Title V General Requirements) and/or Section E (Source Group Restrictions).

VI. WORK PRACTICE REQUIREMENTS.

No additional work practice requirements exist except as provided in other sections of this permit including Section B (Title V General Requirements) and/or Section E (Source Group Restrictions).

VII. ADDITIONAL REQUIREMENTS.

No additional requirements exist except as provided in other sections of this permit including Section B (Title V General Requirements) and/or Section E (Source Group Restrictions).


***** Permit Shield in Effect. *****



SECTION D. Source Level Requirements

Source ID: 7500 Source Name: URETHANE ROOMS 2 & 3 (7 MIXERS)
Source Capacity/Throughput: N/A

Conditions for this source occur in the following groups: 123.13
M O C PROCESS
RACT II CASE-BY-CASE
RACT II PRESUMPTIVE



I. RESTRICTIONS.

No additional requirements exist except as provided in other sections of this permit including Section B (Title V General Requirements) and/or Section E (Source Group Restrictions).

II. TESTING REQUIREMENTS.

No additional testing requirements exist except as provided in other sections of this permit including Section B (Title V General Requirements) and/or Section E (Source Group Restrictions).

III. MONITORING REQUIREMENTS.

No additional monitoring requirements exist except as provided in other sections of this permit including Section B (Title V General Requirements) and/or Section E (Source Group Restrictions).

IV. RECORDKEEPING REQUIREMENTS.

No additional record keeping requirements exist except as provided in other sections of this permit including Section B (Title V General Requirements) and/or Section E (Source Group Restrictions).

V. REPORTING REQUIREMENTS.

No additional reporting requirements exist except as provided in other sections of this permit including Section B (Title V General Requirements) and/or Section E (Source Group Restrictions).

VI. WORK PRACTICE REQUIREMENTS.

No additional work practice requirements exist except as provided in other sections of this permit including Section B (Title V General Requirements) and/or Section E (Source Group Restrictions).

VII. ADDITIONAL REQUIREMENTS.

No additional requirements exist except as provided in other sections of this permit including Section B (Title V General Requirements) and/or Section E (Source Group Restrictions).

***** Permit Shield in Effect. *****

**SECTION D. Source Level Requirements**

Source ID: 7690

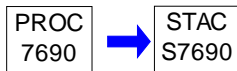
Source Name: BLEND TANK (1800 GAL) - URETHANE ROOM 1

Source Capacity/Throughput:

Conditions for this source occur in the following groups: 123.13

MOC PROCESS

RACT II PRESUMPTIVE

**I. RESTRICTIONS.**

No additional requirements exist except as provided in other sections of this permit including Section B (Title V General Requirements) and/or Section E (Source Group Restrictions).

II. TESTING REQUIREMENTS.

No additional testing requirements exist except as provided in other sections of this permit including Section B (Title V General Requirements) and/or Section E (Source Group Restrictions).

III. MONITORING REQUIREMENTS.

No additional monitoring requirements exist except as provided in other sections of this permit including Section B (Title V General Requirements) and/or Section E (Source Group Restrictions).

IV. RECORDKEEPING REQUIREMENTS.

No additional record keeping requirements exist except as provided in other sections of this permit including Section B (Title V General Requirements) and/or Section E (Source Group Restrictions).

V. REPORTING REQUIREMENTS.

No additional reporting requirements exist except as provided in other sections of this permit including Section B (Title V General Requirements) and/or Section E (Source Group Restrictions).

VI. WORK PRACTICE REQUIREMENTS.

No additional work practice requirements exist except as provided in other sections of this permit including Section B (Title V General Requirements) and/or Section E (Source Group Restrictions).

VII. ADDITIONAL REQUIREMENTS.

No additional requirements exist except as provided in other sections of this permit including Section B (Title V General Requirements) and/or Section E (Source Group Restrictions).

***** Permit Shield in Effect. *****

**SECTION D. Source Level Requirements**

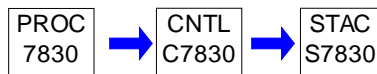
Source ID: 7830

Source Name: BARTLETT SNOW DRYER/GRINDER DBQDO DRYER/GRINDER

Source Capacity/Throughput:

N/A

Conditions for this source occur in the following groups: 123.13
P000 COMPLIANCE

**I. RESTRICTIONS.**

No additional requirements exist except as provided in other sections of this permit including Section B (Title V General Requirements) and/or Section E (Source Group Restrictions).

II. TESTING REQUIREMENTS.

No additional testing requirements exist except as provided in other sections of this permit including Section B (Title V General Requirements) and/or Section E (Source Group Restrictions).

III. MONITORING REQUIREMENTS.

No additional monitoring requirements exist except as provided in other sections of this permit including Section B (Title V General Requirements) and/or Section E (Source Group Restrictions).

IV. RECORDKEEPING REQUIREMENTS.

No additional record keeping requirements exist except as provided in other sections of this permit including Section B (Title V General Requirements) and/or Section E (Source Group Restrictions).

V. REPORTING REQUIREMENTS.

No additional reporting requirements exist except as provided in other sections of this permit including Section B (Title V General Requirements) and/or Section E (Source Group Restrictions).

VI. WORK PRACTICE REQUIREMENTS.

No additional work practice requirements exist except as provided in other sections of this permit including Section B (Title V General Requirements) and/or Section E (Source Group Restrictions).

VII. ADDITIONAL REQUIREMENTS.

No additional requirements exist except as provided in other sections of this permit including Section B (Title V General Requirements) and/or Section E (Source Group Restrictions).

***** Permit Shield in Effect. *****

**SECTION D. Source Level Requirements**

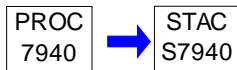
Source ID: 7940

Source Name: BLDG 8, CRANDALL DRUM FILLER STA

Source Capacity/Throughput:

N/A

Conditions for this source occur in the following groups: 123.13
 MOC PROCESS
 RACT II PRESUMPTIVE

**I. RESTRICTIONS.**

No additional requirements exist except as provided in other sections of this permit including Section B (Title V General Requirements) and/or Section E (Source Group Restrictions).

II. TESTING REQUIREMENTS.

No additional testing requirements exist except as provided in other sections of this permit including Section B (Title V General Requirements) and/or Section E (Source Group Restrictions).

III. MONITORING REQUIREMENTS.

No additional monitoring requirements exist except as provided in other sections of this permit including Section B (Title V General Requirements) and/or Section E (Source Group Restrictions).

IV. RECORDKEEPING REQUIREMENTS.

No additional record keeping requirements exist except as provided in other sections of this permit including Section B (Title V General Requirements) and/or Section E (Source Group Restrictions).

V. REPORTING REQUIREMENTS.

No additional reporting requirements exist except as provided in other sections of this permit including Section B (Title V General Requirements) and/or Section E (Source Group Restrictions).

VI. WORK PRACTICE REQUIREMENTS.

No additional work practice requirements exist except as provided in other sections of this permit including Section B (Title V General Requirements) and/or Section E (Source Group Restrictions).

VII. ADDITIONAL REQUIREMENTS.

No additional requirements exist except as provided in other sections of this permit including Section B (Title V General Requirements) and/or Section E (Source Group Restrictions).

***** Permit Shield in Effect. *****

**SECTION D. Source Level Requirements**

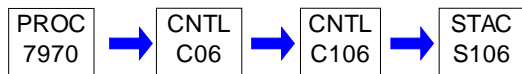
Source ID: 7970

Source Name: ROTARY DRUM FILTER & VACUUM PUMP

Source Capacity/Throughput:

N/A

Conditions for this source occur in the following groups: RACT II PRESUMPTIVE
SOURCES CONTROLLED BY RTO

**I. RESTRICTIONS.****Emission Restriction(s).**

001 [40 CFR Part 63 NESHAPS for Source Categories §40 CFR 63.2460]
Subpart FFFF - National Emission Standards for Hazardous Air Pollutants: Miscellaneous Organic Chemical Manufacturing
What requirements must I meet for batch process vents?

[This source is subject to the Subpart FFFF requirements of 40 CFR 63.2460 contained in Section C, Additional Requirements, of this operating permit.]

II. TESTING REQUIREMENTS.

No additional testing requirements exist except as provided in other sections of this permit including Section B (Title V General Requirements) and/or Section E (Source Group Restrictions).

III. MONITORING REQUIREMENTS.

No additional monitoring requirements exist except as provided in other sections of this permit including Section B (Title V General Requirements) and/or Section E (Source Group Restrictions).

IV. RECORDKEEPING REQUIREMENTS.

No additional record keeping requirements exist except as provided in other sections of this permit including Section B (Title V General Requirements) and/or Section E (Source Group Restrictions).

V. REPORTING REQUIREMENTS.

No additional reporting requirements exist except as provided in other sections of this permit including Section B (Title V General Requirements) and/or Section E (Source Group Restrictions).

VI. WORK PRACTICE REQUIREMENTS.

002 [25 Pa. Code §127.12b]
Plan approval terms and conditions.

The net emission reduction from the rotary drum filter shall be 98%, consisting of a combination of destruction efficiency of the RTO unit and the emission capture efficiency.

VII. ADDITIONAL REQUIREMENTS.

No additional requirements exist except as provided in other sections of this permit including Section B (Title V General Requirements) and/or Section E (Source Group Restrictions).

*** **Permit Shield in Effect.** ***

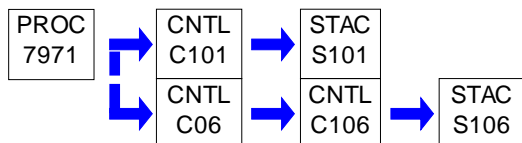
**SECTION D. Source Level Requirements**

Source ID: 7971

Source Name: SIEMENS PLATE AND FRAME FILTER PRESS WITH WASH LIQUOR TANK

Source Capacity/Throughput:

Conditions for this source occur in the following groups: RACT II PRESUMPTIVE
SOURCES CONTROLLED BY RTO

**I. RESTRICTIONS.****Emission Restriction(s).**

001 [40 CFR Part 63 NESHAPS for Source Categories §40 CFR 63.2460]

Subpart FFFF - National Emission Standards for Hazardous Air Pollutants: Miscellaneous Organic Chemical Manufacturing**What requirements must I meet for batch process vents?**

[This source is subject to the Subpart FFFF requirements of 40 CFR 63.2460 contained in Section C, Additional Requirements, of this operating permit.]

II. TESTING REQUIREMENTS.

No additional testing requirements exist except as provided in other sections of this permit including Section B (Title V General Requirements) and/or Section E (Source Group Restrictions).

III. MONITORING REQUIREMENTS.

No additional monitoring requirements exist except as provided in other sections of this permit including Section B (Title V General Requirements) and/or Section E (Source Group Restrictions).

IV. RECORDKEEPING REQUIREMENTS.

No additional record keeping requirements exist except as provided in other sections of this permit including Section B (Title V General Requirements) and/or Section E (Source Group Restrictions).

V. REPORTING REQUIREMENTS.

No additional reporting requirements exist except as provided in other sections of this permit including Section B (Title V General Requirements) and/or Section E (Source Group Restrictions).

VI. WORK PRACTICE REQUIREMENTS.

No additional work practice requirements exist except as provided in other sections of this permit including Section B (Title V General Requirements) and/or Section E (Source Group Restrictions).

VII. ADDITIONAL REQUIREMENTS.

No additional requirements exist except as provided in other sections of this permit including Section B (Title V General Requirements) and/or Section E (Source Group Restrictions).

***** Permit Shield in Effect. *****

**SECTION D. Source Level Requirements**

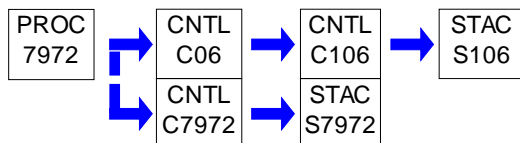
Source ID: 7972

Source Name: SIEMENS PLATE AND FRAME FILTER PRESS WITH WASH LIQUOR TANK

Source Capacity/Throughput:

Conditions for this source occur in the following groups: 123.13

SOURCES CONTROLLED BY RTO

**I. RESTRICTIONS.****Emission Restriction(s).****# 001 [40 CFR Part 63 NESHAPS for Source Categories §40 CFR 63.2460]****Subpart FFFF - National Emission Standards for Hazardous Air Pollutants: Miscellaneous Organic Chemical Manufacturing****What requirements must I meet for batch process vents?**

[This source is subject to the Subpart FFFF requirements of 40 CFR 63.2460 contained in Section C, Additional Requirements, of this operating permit.]

II. TESTING REQUIREMENTS.

No additional testing requirements exist except as provided in other sections of this permit including Section B (Title V General Requirements) and/or Section E (Source Group Restrictions).

III. MONITORING REQUIREMENTS.

No additional monitoring requirements exist except as provided in other sections of this permit including Section B (Title V General Requirements) and/or Section E (Source Group Restrictions).

IV. RECORDKEEPING REQUIREMENTS.**# 002 [25 Pa. Code §127.12b]****Plan approval terms and conditions.**

The permittee shall maintain a maintenance log for any control device(s) associated with this source. This record shall indicate at a minimum:

- the date of each monthly maintenance inspection.
- the name of the person performing the inspection.
- the date of the last bag/cartridge replacement.
- any mechanical repairs and/or adjustments.
- a once monthly record of pressure drops across each collector.

[Plan Approval 20-194F, Section D, Condition #002.]

V. REPORTING REQUIREMENTS.

No additional reporting requirements exist except as provided in other sections of this permit including Section B (Title V General Requirements) and/or Section E (Source Group Restrictions).

**SECTION D. Source Level Requirements****VI. WORK PRACTICE REQUIREMENTS.****# 003 [25 Pa. Code §127.12b]****Plan approval terms and conditions.**

- a) The permittee shall maintain at a convenient location, a magnehelic gauge to measure the pressure drop across each fabric collector.
- b) Each fabric collector shall be maintained and operated in accordance with the manufacturer's recommendations and in a manner consistent with good air pollution control practices.
- c) The permittee shall perform monthly maintenance inspections of each fabric collector while the source is in operation.
- d) The permittee shall keep on hand for emergency replacement, 25% of the total number of filter elements used for each collector.
- e) The control device associated with this source is to be in operation at all times that the source is in operation.
- f) Routine maintenance, repair, and replacement of the fabric collector components and filter elements shall be performed during equipment down time or during production periods when no particulate matter will be emitted.

[Plan Approval 20-194F, Section D, Condition #003.]

VII. ADDITIONAL REQUIREMENTS.

No additional requirements exist except as provided in other sections of this permit including Section B (Title V General Requirements) and/or Section E (Source Group Restrictions).

***** Permit Shield in Effect. *****

**SECTION D. Source Level Requirements**

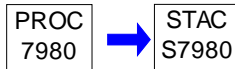
Source ID: 7980

Source Name: REACTOR RG-9

Source Capacity/Throughput:

N/A

Conditions for this source occur in the following groups: 123.13
 GROUP 2 BATCH PROCESS VENTS
 M O C PROCESS
 RACT II CASE-BY-CASE

**I. RESTRICTIONS.**

No additional requirements exist except as provided in other sections of this permit including Section B (Title V General Requirements) and/or Section E (Source Group Restrictions).

II. TESTING REQUIREMENTS.

No additional testing requirements exist except as provided in other sections of this permit including Section B (Title V General Requirements) and/or Section E (Source Group Restrictions).

III. MONITORING REQUIREMENTS.

No additional monitoring requirements exist except as provided in other sections of this permit including Section B (Title V General Requirements) and/or Section E (Source Group Restrictions).

IV. RECORDKEEPING REQUIREMENTS.

No additional record keeping requirements exist except as provided in other sections of this permit including Section B (Title V General Requirements) and/or Section E (Source Group Restrictions).

V. REPORTING REQUIREMENTS.

No additional reporting requirements exist except as provided in other sections of this permit including Section B (Title V General Requirements) and/or Section E (Source Group Restrictions).

VI. WORK PRACTICE REQUIREMENTS.

No additional work practice requirements exist except as provided in other sections of this permit including Section B (Title V General Requirements) and/or Section E (Source Group Restrictions).

VII. ADDITIONAL REQUIREMENTS.

No additional requirements exist except as provided in other sections of this permit including Section B (Title V General Requirements) and/or Section E (Source Group Restrictions).

***** Permit Shield in Effect. *****

**SECTION D. Source Level Requirements**

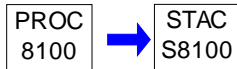
Source ID: 8100

Source Name: REACTOR RS-13

Source Capacity/Throughput:

N/A

Conditions for this source occur in the following groups: 123.13
 GROUP 2 BATCH PROCESS VENTS
 M O C PROCESS
 RACT II PRESUMPTIVE

**I. RESTRICTIONS.**

No additional requirements exist except as provided in other sections of this permit including Section B (Title V General Requirements) and/or Section E (Source Group Restrictions).

II. TESTING REQUIREMENTS.

No additional testing requirements exist except as provided in other sections of this permit including Section B (Title V General Requirements) and/or Section E (Source Group Restrictions).

III. MONITORING REQUIREMENTS.

No additional monitoring requirements exist except as provided in other sections of this permit including Section B (Title V General Requirements) and/or Section E (Source Group Restrictions).

IV. RECORDKEEPING REQUIREMENTS.

No additional record keeping requirements exist except as provided in other sections of this permit including Section B (Title V General Requirements) and/or Section E (Source Group Restrictions).

V. REPORTING REQUIREMENTS.

No additional reporting requirements exist except as provided in other sections of this permit including Section B (Title V General Requirements) and/or Section E (Source Group Restrictions).

VI. WORK PRACTICE REQUIREMENTS.

No additional work practice requirements exist except as provided in other sections of this permit including Section B (Title V General Requirements) and/or Section E (Source Group Restrictions).

VII. ADDITIONAL REQUIREMENTS.

No additional requirements exist except as provided in other sections of this permit including Section B (Title V General Requirements) and/or Section E (Source Group Restrictions).

***** Permit Shield in Effect. *****

**SECTION D. Source Level Requirements**

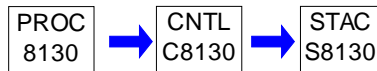
Source ID: 8130

Source Name: REACTOR RS-12

Source Capacity/Throughput:

N/A

Conditions for this source occur in the following groups: 123.13
 GROUP 2 BATCH PROCESS VENTS
 M O C PROCESS
 RACT II CASE-BY-CASE

**I. RESTRICTIONS.**

No additional requirements exist except as provided in other sections of this permit including Section B (Title V General Requirements) and/or Section E (Source Group Restrictions).

II. TESTING REQUIREMENTS.

No additional testing requirements exist except as provided in other sections of this permit including Section B (Title V General Requirements) and/or Section E (Source Group Restrictions).

III. MONITORING REQUIREMENTS.

No additional monitoring requirements exist except as provided in other sections of this permit including Section B (Title V General Requirements) and/or Section E (Source Group Restrictions).

IV. RECORDKEEPING REQUIREMENTS.

No additional record keeping requirements exist except as provided in other sections of this permit including Section B (Title V General Requirements) and/or Section E (Source Group Restrictions).

V. REPORTING REQUIREMENTS.

No additional reporting requirements exist except as provided in other sections of this permit including Section B (Title V General Requirements) and/or Section E (Source Group Restrictions).

VI. WORK PRACTICE REQUIREMENTS.

No additional work practice requirements exist except as provided in other sections of this permit including Section B (Title V General Requirements) and/or Section E (Source Group Restrictions).

VII. ADDITIONAL REQUIREMENTS.

No additional requirements exist except as provided in other sections of this permit including Section B (Title V General Requirements) and/or Section E (Source Group Restrictions).

***** Permit Shield in Effect. *****

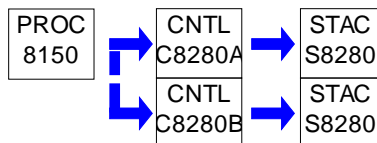
**SECTION D. Source Level Requirements**

Source ID: 8150

Source Name: REACTOR RG-30

Source Capacity/Throughput:

N/A

**I. RESTRICTIONS.****Emission Restriction(s).****# 001 [25 Pa. Code §127.12b]****Plan approval terms and conditions.**

VOC emissions from this source shall not exceed 4.6 tons per year, calculated as a 12-month rolling total.

[Plan Approval 20-194F, Section D, Condition #001.]

II. TESTING REQUIREMENTS.

No additional testing requirements exist except as provided in other sections of this permit including Section B (Title V General Requirements).

III. MONITORING REQUIREMENTS.

No additional monitoring requirements exist except as provided in other sections of this permit including Section B (Title V General Requirements).

IV. RECORDKEEPING REQUIREMENTS.**# 002 [25 Pa. Code §127.12b]****Plan approval terms and conditions.**

The permittee shall maintain sufficient records to demonstrate compliance with the emission limits for this source. Records shall be maintained on site for a minimum of five (5) years, and shall be made available to the Department upon request.

[Plan Approval 20-194F, Section D, Condition #002.]

003 [25 Pa. Code §127.12b]**Plan approval terms and conditions.**

The permittee shall maintain a quarterly record of preventative maintenance inspections of the control device(s). These records shall, at a minimum, contain:

- i) The dates of inspections;
- ii) Any problems or defects;
- iii) The actions taken to correct the problem or defect;
- iv) Any routine maintenance performed.

Records shall be kept for a minimum of five (5) years and shall be made available to the Department upon request.

[Plan Approval 20-194F, Section D, Condition #003.]

V. REPORTING REQUIREMENTS.

No additional reporting requirements exist except as provided in other sections of this permit including Section B (Title V General Requirements).

**SECTION D. Source Level Requirements****VI. WORK PRACTICE REQUIREMENTS.****# 004 [25 Pa. Code §127.12b]****Plan approval terms and conditions.**

- a) The permittee shall install, maintain, and operate the source and control device(s) in accordance with the manufacturer's specifications and in accordance with good air pollution control practices.
- b) The permittee shall perform quarterly preventative maintenance inspections of the control device(s).
- c) The permittee shall operate the control device(s) at all times the source is in operation.

[Plan Approval 20-194F, Section D, Condition #004.]

VII. ADDITIONAL REQUIREMENTS.

No additional requirements exist except as provided in other sections of this permit including Section B (Title V General Requirements).

***** Permit Shield in Effect. *****

**SECTION D. Source Level Requirements**

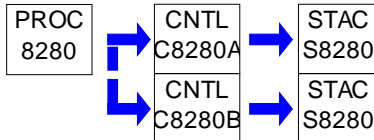
Source ID: 8280

Source Name: A/N WASTE TANKS (2 @ 15K GALLONS EACH)

Source Capacity/Throughput:

N/A

Conditions for this source occur in the following groups: 123.13
MOC PROCESS
WASTEWATER - FFFF

**I. RESTRICTIONS.****Emission Restriction(s).**

001 [25 Pa. Code §127.511]

Monitoring and related recordkeeping and reporting requirements.

[This source consists of "A/N" Waste Bulk Tank Point Source Numbers 8281 and 8282.]

II. TESTING REQUIREMENTS.

No additional testing requirements exist except as provided in other sections of this permit including Section B (Title V General Requirements) and/or Section E (Source Group Restrictions).

III. MONITORING REQUIREMENTS.

No additional monitoring requirements exist except as provided in other sections of this permit including Section B (Title V General Requirements) and/or Section E (Source Group Restrictions).

IV. RECORDKEEPING REQUIREMENTS.

002 [25 Pa. Code §127.511]

Monitoring and related recordkeeping and reporting requirements.

The operator shall maintain a log of all periods of operation for this source and control device, all control system checks, all maintenance operations performed, and all occurrences of alarms sounded by the monitoring system.

V. REPORTING REQUIREMENTS.

No additional reporting requirements exist except as provided in other sections of this permit including Section B (Title V General Requirements) and/or Section E (Source Group Restrictions).

VI. WORK PRACTICE REQUIREMENTS.

003 [25 Pa. Code §127.511]

Monitoring and related recordkeeping and reporting requirements.

- The pH of the scrubber solution is to be maintained in the normal range of 10 or greater.
- The permittee shall maintain the automatic pH monitoring system for the scrubber system associated with this source.
- The permittee shall maintain the automatic alarm system to indicate if the pH of the scrubber solution deviates from the normal range of 10 or greater.
- The scrubber system is to be operated whenever the source is in operation.

**SECTION D. Source Level Requirements**

e) The permittee shall maintain a Preventive Maintenance Procedure for the scrubbers associated with this source. Maintenance intervals are based on the recommendations of the manufacturer. Scheduled maintenance that requires the shutdown or bypassing of the scrubber(s) must be accompanied by the shutdown of the associated air pollution source(s). The permittee shall maintain records of maintenance activities in hard copy or electronic format.

VII. ADDITIONAL REQUIREMENTS.

No additional requirements exist except as provided in other sections of this permit including Section B (Title V General Requirements) and/or Section E (Source Group Restrictions).

***** Permit Shield in Effect. *****

**SECTION D. Source Level Requirements**

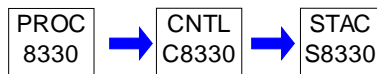
Source ID: 8330

Source Name: INSIDE QDO GRINDER

Source Capacity/Throughput:

N/A

Conditions for this source occur in the following groups: 123.13
P.M. COMPLIANCE

**I. RESTRICTIONS.**

No additional requirements exist except as provided in other sections of this permit including Section B (Title V General Requirements) and/or Section E (Source Group Restrictions).

II. TESTING REQUIREMENTS.

No additional testing requirements exist except as provided in other sections of this permit including Section B (Title V General Requirements) and/or Section E (Source Group Restrictions).

III. MONITORING REQUIREMENTS.

No additional monitoring requirements exist except as provided in other sections of this permit including Section B (Title V General Requirements) and/or Section E (Source Group Restrictions).

IV. RECORDKEEPING REQUIREMENTS.

No additional record keeping requirements exist except as provided in other sections of this permit including Section B (Title V General Requirements) and/or Section E (Source Group Restrictions).

V. REPORTING REQUIREMENTS.

No additional reporting requirements exist except as provided in other sections of this permit including Section B (Title V General Requirements) and/or Section E (Source Group Restrictions).

VI. WORK PRACTICE REQUIREMENTS.

No additional work practice requirements exist except as provided in other sections of this permit including Section B (Title V General Requirements) and/or Section E (Source Group Restrictions).

VII. ADDITIONAL REQUIREMENTS.

No additional requirements exist except as provided in other sections of this permit including Section B (Title V General Requirements) and/or Section E (Source Group Restrictions).

***** Permit Shield in Effect. *****

**SECTION D. Source Level Requirements**


Source ID: 8340

Source Name: OUTSIDE QDO GRINDER

Source Capacity/Throughput:

N/A

Conditions for this source occur in the following groups: 123.13
P.M. COMPLIANCE

**I. RESTRICTIONS.**

No additional requirements exist except as provided in other sections of this permit including Section B (Title V General Requirements) and/or Section E (Source Group Restrictions).

II. TESTING REQUIREMENTS.

No additional testing requirements exist except as provided in other sections of this permit including Section B (Title V General Requirements) and/or Section E (Source Group Restrictions).

III. MONITORING REQUIREMENTS.

No additional monitoring requirements exist except as provided in other sections of this permit including Section B (Title V General Requirements) and/or Section E (Source Group Restrictions).

IV. RECORDKEEPING REQUIREMENTS.

No additional record keeping requirements exist except as provided in other sections of this permit including Section B (Title V General Requirements) and/or Section E (Source Group Restrictions).

V. REPORTING REQUIREMENTS.

No additional reporting requirements exist except as provided in other sections of this permit including Section B (Title V General Requirements) and/or Section E (Source Group Restrictions).

VI. WORK PRACTICE REQUIREMENTS.

No additional work practice requirements exist except as provided in other sections of this permit including Section B (Title V General Requirements) and/or Section E (Source Group Restrictions).

VII. ADDITIONAL REQUIREMENTS.

No additional requirements exist except as provided in other sections of this permit including Section B (Title V General Requirements) and/or Section E (Source Group Restrictions).

***** Permit Shield in Effect. *****

**SECTION D. Source Level Requirements**

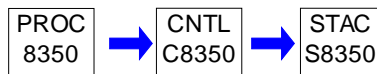
Source ID: 8350

Source Name: DRYER SIDE OF QDO DRY/GRIND

Source Capacity/Throughput:

N/A

Conditions for this source occur in the following groups: 123.13
P.M. COMPLIANCE

**I. RESTRICTIONS.**

No additional requirements exist except as provided in other sections of this permit including Section B (Title V General Requirements) and/or Section E (Source Group Restrictions).

II. TESTING REQUIREMENTS.

No additional testing requirements exist except as provided in other sections of this permit including Section B (Title V General Requirements) and/or Section E (Source Group Restrictions).

III. MONITORING REQUIREMENTS.

No additional monitoring requirements exist except as provided in other sections of this permit including Section B (Title V General Requirements) and/or Section E (Source Group Restrictions).

IV. RECORDKEEPING REQUIREMENTS.

No additional record keeping requirements exist except as provided in other sections of this permit including Section B (Title V General Requirements) and/or Section E (Source Group Restrictions).

V. REPORTING REQUIREMENTS.

No additional reporting requirements exist except as provided in other sections of this permit including Section B (Title V General Requirements) and/or Section E (Source Group Restrictions).

VI. WORK PRACTICE REQUIREMENTS.

No additional work practice requirements exist except as provided in other sections of this permit including Section B (Title V General Requirements) and/or Section E (Source Group Restrictions).

VII. ADDITIONAL REQUIREMENTS.

No additional requirements exist except as provided in other sections of this permit including Section B (Title V General Requirements) and/or Section E (Source Group Restrictions).

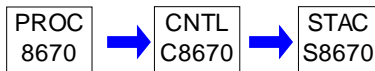
***** Permit Shield in Effect. *****

**SECTION D. Source Level Requirements**

Source ID: 8670

Source Name: HYDROCHLORIC ACID TANK

Source Capacity/Throughput: 55.000 Gal/HR HCL

**I. RESTRICTIONS.**

No additional requirements exist except as provided in other sections of this permit including Section B (Title V General Requirements).

II. TESTING REQUIREMENTS.

No additional testing requirements exist except as provided in other sections of this permit including Section B (Title V General Requirements).

III. MONITORING REQUIREMENTS.**# 001 [25 Pa. Code §127.511]****Monitoring and related recordkeeping and reporting requirements.**

- a) To assure that the fluid pressure is in the range of 20-24 psi, the permittee shall monitor and record the pressure at the scrubber nozzle at least once during the first and third weeks of each month.
- b) The permittee shall sample and analyze the scrubber solution on a monthly basis to determine the HCl concentration.

IV. RECORDKEEPING REQUIREMENTS.**# 002 [25 Pa. Code §127.511]****Monitoring and related recordkeeping and reporting requirements.**

The operator shall maintain a log of all periods of operation for this source and control device, all control system checks, all maintenance operations performed, and the results of the monthly scrubber solution monitoring.

V. REPORTING REQUIREMENTS.

No additional reporting requirements exist except as provided in other sections of this permit including Section B (Title V General Requirements).

VI. WORK PRACTICE REQUIREMENTS.**# 003 [25 Pa. Code §127.511]****Monitoring and related recordkeeping and reporting requirements.**

- a) The scrubber system is to be operated during all of the following periods of time:
 - 1) When the HCl tank is being filled.
 - 2) During any maintenance checks of the control device.
 - 3) During the daily venting cycle. (This venting cycle may be adjusted seasonally to allow for the thermal expansion of the tank contents.)
- b) The permittee shall maintain a pressure gauge at the nozzle of the scrubber system that indicates the pressure of the scrubber solution entering the scrubber system. The pressure shall be maintained in the range of 20-24 psi.

**SECTION D. Source Level Requirements**

- c) The HCl concentration in the scrubber solution shall be maintained below 25% at all times.
- d) The control device associated with this source shall be maintained in accordance with the manufacturer's recommendations and in a manner consistent with good air pollution control practices.

VII. ADDITIONAL REQUIREMENTS.

No additional requirements exist except as provided in other sections of this permit including Section B (Title V General Requirements).

***** Permit Shield in Effect. *****

**SECTION D. Source Level Requirements**

Source ID: 9240

Source Name: EMERG. GENERATOR ENGINE (97.5 BHP)

Source Capacity/Throughput: 809.200 CF/HR Natural Gas

Conditions for this source occur in the following groups: 123.13
 123.21
 M O C PROCESS
 SUBPART JJJJ GENERAL REQUIREMENTS

**I. RESTRICTIONS.****Emission Restriction(s).**

**# 001 [40 CFR Part 60 Standards of Performance for New Stationary Sources §40 CFR 60.4233]
 Subpart JJJJ - Standards of Performance for Stationary Spark Ignition Internal Combustion Engines
 What emission standards must I meet if I am an owner or operator of a stationary SI internal combustion engine?**

(a) - (c) [Do not apply]

(d) Owners and operators of stationary SI ICE with a maximum engine power greater than 19 KW (25 HP) and less than 75 KW (100 HP) (except gasoline and rich burn engines that use LPG) must comply with the emission standards for field testing in 40 CFR 1048.101(c) for their non-emergency stationary SI ICE and with the emission standards in Table 1 to this subpart for their emergency stationary SI ICE. Owners and operators of stationary SI ICE with a maximum engine power greater than 19 KW (25 HP) and less than 75 KW (100 HP) manufactured prior to January 1, 2011, that were certified to the standards in Table 1 to this subpart applicable to engines with a maximum engine power greater than or equal to 100 HP and less than 500 HP, may optionally choose to meet those standards.

[Table 1 to Subpart JJJJ of Part 60]

Pollutant	Emission Standard (g/HP-hr)
NOx + HC	10
CO	387

[76 FR 37975, June 28, 2011]

(e) - (h) [Do not apply]

[73 FR 3591, Jan. 18, 2008, as amended at 76 FR 37973, June 28, 2011]

II. TESTING REQUIREMENTS.

No additional testing requirements exist except as provided in other sections of this permit including Section B (Title V General Requirements) and/or Section E (Source Group Restrictions).

III. MONITORING REQUIREMENTS.

No additional monitoring requirements exist except as provided in other sections of this permit including Section B (Title V General Requirements) and/or Section E (Source Group Restrictions).



SECTION D. Source Level Requirements

IV. RECORDKEEPING REQUIREMENTS.

No additional record keeping requirements exist except as provided in other sections of this permit including Section B (Title V General Requirements) and/or Section E (Source Group Restrictions).

V. REPORTING REQUIREMENTS.

No additional reporting requirements exist except as provided in other sections of this permit including Section B (Title V General Requirements) and/or Section E (Source Group Restrictions).

VI. WORK PRACTICE REQUIREMENTS.

No additional work practice requirements exist except as provided in other sections of this permit including Section B (Title V General Requirements) and/or Section E (Source Group Restrictions).

VII. ADDITIONAL REQUIREMENTS.

No additional requirements exist except as provided in other sections of this permit including Section B (Title V General Requirements) and/or Section E (Source Group Restrictions).

***** Permit Shield in Effect. *****


**SECTION D. Source Level Requirements**

Source ID: 9241

Source Name: EMERG. GENERATOR ENGINE (97.5 BHP)

Source Capacity/Throughput: 809.200 CF/HR Natural Gas

Conditions for this source occur in the following groups: 123.13
 123.21
 M O C PROCESS
 SUBPART JJJJ GENERAL REQUIREMENTS

**I. RESTRICTIONS.****Emission Restriction(s).**

**# 001 [40 CFR Part 60 Standards of Performance for New Stationary Sources §40 CFR 60.4233]
 Subpart JJJJ - Standards of Performance for Stationary Spark Ignition Internal Combustion Engines
 What emission standards must I meet if I am an owner or operator of a stationary SI internal combustion engine?**

(a) - (c) [Do not apply]

(d) Owners and operators of stationary SI ICE with a maximum engine power greater than 19 KW (25 HP) and less than 75 KW (100 HP) (except gasoline and rich burn engines that use LPG) must comply with the emission standards for field testing in 40 CFR 1048.101(c) for their non-emergency stationary SI ICE and with the emission standards in Table 1 to this subpart for their emergency stationary SI ICE. Owners and operators of stationary SI ICE with a maximum engine power greater than 19 KW (25 HP) and less than 75 KW (100 HP) manufactured prior to January 1, 2011, that were certified to the standards in Table 1 to this subpart applicable to engines with a maximum engine power greater than or equal to 100 HP and less than 500 HP, may optionally choose to meet those standards.

[Table 1 to Subpart JJJJ of Part 60]

Pollutant	Emission Standard (g/HP-hr)
NO _x + HC	10
CO	387

[76 FR 37975, June 28, 2011]

(e) - (h) [Do not apply]

[73 FR 3591, Jan. 18, 2008, as amended at 76 FR 37973, June 28, 2011]

II. TESTING REQUIREMENTS.

No additional testing requirements exist except as provided in other sections of this permit including Section B (Title V General Requirements) and/or Section E (Source Group Restrictions).

III. MONITORING REQUIREMENTS.

No additional monitoring requirements exist except as provided in other sections of this permit including Section B (Title V General Requirements) and/or Section E (Source Group Restrictions).



SECTION D. Source Level Requirements

IV. RECORDKEEPING REQUIREMENTS.

No additional record keeping requirements exist except as provided in other sections of this permit including Section B (Title V General Requirements) and/or Section E (Source Group Restrictions).

V. REPORTING REQUIREMENTS.

No additional reporting requirements exist except as provided in other sections of this permit including Section B (Title V General Requirements) and/or Section E (Source Group Restrictions).

VI. WORK PRACTICE REQUIREMENTS.

No additional work practice requirements exist except as provided in other sections of this permit including Section B (Title V General Requirements) and/or Section E (Source Group Restrictions).

VII. ADDITIONAL REQUIREMENTS.

No additional requirements exist except as provided in other sections of this permit including Section B (Title V General Requirements) and/or Section E (Source Group Restrictions).

***** Permit Shield in Effect. *****

**SECTION D. Source Level Requirements**

Source ID: 9242

Source Name: NORTH DIESEL FIRE WATER PUMP

Source Capacity/Throughput:

8.700 Gal/HR

#2 Oil

Conditions for this source occur in the following groups: 123.21

SUBPART III REQUIREMENTS

**I. RESTRICTIONS.**

No additional requirements exist except as provided in other sections of this permit including Section B (Title V General Requirements) and/or Section E (Source Group Restrictions).

II. TESTING REQUIREMENTS.

No additional testing requirements exist except as provided in other sections of this permit including Section B (Title V General Requirements) and/or Section E (Source Group Restrictions).

III. MONITORING REQUIREMENTS.

No additional monitoring requirements exist except as provided in other sections of this permit including Section B (Title V General Requirements) and/or Section E (Source Group Restrictions).

IV. RECORDKEEPING REQUIREMENTS.

No additional record keeping requirements exist except as provided in other sections of this permit including Section B (Title V General Requirements) and/or Section E (Source Group Restrictions).

V. REPORTING REQUIREMENTS.

No additional reporting requirements exist except as provided in other sections of this permit including Section B (Title V General Requirements) and/or Section E (Source Group Restrictions).

VI. WORK PRACTICE REQUIREMENTS.

No additional work practice requirements exist except as provided in other sections of this permit including Section B (Title V General Requirements) and/or Section E (Source Group Restrictions).

VII. ADDITIONAL REQUIREMENTS.

No additional requirements exist except as provided in other sections of this permit including Section B (Title V General Requirements) and/or Section E (Source Group Restrictions).

***** Permit Shield in Effect. *****


**SECTION D. Source Level Requirements**

Source ID: 9243

Source Name: CM-100 EMERGENCY BACKUP GENERATOR

Source Capacity/Throughput: 2,115.000 CF/HR Natural Gas

Conditions for this source occur in the following groups: 123.13
 123.21
 M O C PROCESS
 SUBPART JJJJ GENERAL REQUIREMENTS

**I. RESTRICTIONS.****Emission Restriction(s).**

**# 001 [40 CFR Part 60 Standards of Performance for New Stationary Sources §40 CFR 60.4233]
 Subpart JJJJ - Standards of Performance for Stationary Spark Ignition Internal Combustion Engines
 What emission standards must I meet if I am an owner or operator of a stationary SI internal combustion engine?**

(a) - (d) [Do not apply]

(e) Owners and operators of stationary SI ICE with a maximum engine power greater than or equal to 75 KW (100 HP) (except gasoline and rich burn engines that use LPG) must comply with the emission standards in Table 1 to this subpart for their stationary SI ICE. For owners and operators of stationary SI ICE with a maximum engine power greater than or equal to 100 HP (except gasoline and rich burn engines that use LPG) manufactured prior to January 1, 2011 that were certified to the certification emission standards in 40 CFR part 1048 applicable to engines that are not severe duty engines, if such stationary SI ICE was certified to a carbon monoxide (CO) standard above the standard in Table 1 to this subpart, then the owners and operators may meet the CO certification (not field testing) standard for which the engine was certified.

[Table 1 to Subpart JJJJ of Part 60]

Pollutant	Emission Standard (g/HP-hr)
NOx	2.0
CO	4.0
VOC*	1.0

*[For purposes of this subpart, when calculating emissions of volatile organic compounds, emissions of formaldehyde should not be included.]

[76 FR 37975, June 28, 2011]

(e) - (h) [Do not apply]

[73 FR 3591, Jan. 18, 2008, as amended at 76 FR 37973, June 28, 2011]

II. TESTING REQUIREMENTS.

No additional testing requirements exist except as provided in other sections of this permit including Section B (Title V General Requirements) and/or Section E (Source Group Restrictions).



SECTION D. Source Level Requirements

III. MONITORING REQUIREMENTS.

No additional monitoring requirements exist except as provided in other sections of this permit including Section B (Title V General Requirements) and/or Section E (Source Group Restrictions).

IV. RECORDKEEPING REQUIREMENTS.

No additional record keeping requirements exist except as provided in other sections of this permit including Section B (Title V General Requirements) and/or Section E (Source Group Restrictions).

V. REPORTING REQUIREMENTS.

No additional reporting requirements exist except as provided in other sections of this permit including Section B (Title V General Requirements) and/or Section E (Source Group Restrictions).

VI. WORK PRACTICE REQUIREMENTS.

No additional work practice requirements exist except as provided in other sections of this permit including Section B (Title V General Requirements) and/or Section E (Source Group Restrictions).

VII. ADDITIONAL REQUIREMENTS.

No additional requirements exist except as provided in other sections of this permit including Section B (Title V General Requirements) and/or Section E (Source Group Restrictions).

***** Permit Shield in Effect. *****

**SECTION E. Source Group Restrictions.**

Group Name: 123.11

Group Description: P000 < 0.4 lbs/MMBtu

Sources included in this group

ID	Name
001	PROCESS BOILER
004	PROCESS BOILER (NEW)

I. RESTRICTIONS.**Emission Restriction(s).****# 001 [25 Pa. Code §123.11]****Combustion units**

A person may not permit the emission into the outdoor atmosphere of particulate matter from this combustion unit at a rate in excess of 0.4 pound per million Btu of heat input.

II. TESTING REQUIREMENTS.

No additional testing requirements exist except as provided in other sections of this permit including Section B (Title V General Requirements).

III. MONITORING REQUIREMENTS.

No additional monitoring requirements exist except as provided in other sections of this permit including Section B (Title V General Requirements).

IV. RECORDKEEPING REQUIREMENTS.

No additional record keeping requirements exist except as provided in other sections of this permit including Section B (Title V General Requirements).

V. REPORTING REQUIREMENTS.

No additional reporting requirements exist except as provided in other sections of this permit including Section B (Title V General Requirements).

VI. WORK PRACTICE REQUIREMENTS.**# 002 [25 Pa. Code §127.511]****Monitoring and related recordkeeping and reporting requirements.**

In order to assure compliance with the particulate matter concentration limits of 123.11, the permittee shall maintain and operate the sources in accordance with the manufacturers' specifications and in a manner consistent with good air pollution control practices.

VII. ADDITIONAL REQUIREMENTS.

No additional requirements exist except as provided in other sections of this permit including Section B (Title V General Requirements).

***** Permit Shield in Effect. *****

**SECTION E. Source Group Restrictions.**

Group Name: 123.13

Group Description: P000 < 0.04 gr/dry ft³

Sources included in this group

ID	Name
101	ADHESIVE MFG BLDG 8D
102	URETHANE MANUFACTURING
104	ADHESIVE MANUFACTURING BLDG 8
104A	TS-700, T-140, T-1000, TS-500, TS-1001, & PDM-300 MIXERS
105	BLDG 1 MIX TANKS (CHEMLOK)
105A	PROCESS VESSEL ID #7004
202	REACTOR RS-18, HOLD TANK, CONDENSER
7000	MISC SMALL EMISSION UNITS
7000C	PORTABLE PROCESS VESSELS REQUIRING COVERS
7000F	MISC. BATCH PROCESS VENTS SUBJECT TO SUBPART FFFF
7010	BLDG 1 HOCHMEYER MIXER
7030	BLDG 1, DRUM FILLER STATION
7040	BLDG 1 WATER-BASED 750 GAL MIX TANK
7110	REACTOR RG-3, PACKAGING
7405	BLDG 5, RS-4 & RS-4TT
7490	URETHANE ROOM 2 (4 MIX TANKS)
7500	URETHANE ROOMS 2 & 3 (7 MIXERS)
7690	BLEND TANK (1800 GAL) - URETHANE ROOM 1
7830	BARTLETT SNOW DRYER/GRINDER DBQDO DRYER/GRINDER
7940	BLDG 8, CRANDALL DRUM FILLER STA
7972	SIEMENS PLATE AND FRAME FILTER PRESS WITH WASH LIQUOR TANK
7980	REACTOR RG-9
8100	REACTOR RS-13
8130	REACTOR RS-12
8280	A/N WASTE TANKS (2 @ 15K GALLONS EACH)
8330	INSIDE QDO GRINDER
8340	OUTSIDE QDO GRINDER
8350	DRYER SIDE OF QDO DRY/GRIND
9240	EMERG. GENERATOR ENGINE (97.5 BHP)
9241	EMERG. GENERATOR ENGINE (97.5 BHP)
9243	CM-100 EMERGENCY BACKUP GENERATOR

I. RESTRICTIONS.**Emission Restriction(s).**

001 [25 Pa. Code §123.13]

Processes

No person may permit the emission into the outdoor atmosphere of particulate matter from this source in a manner that the concentration of particulate matter in the effluent gas exceeds 0.04 grain per dry standard cubic foot.

II. TESTING REQUIREMENTS.

No additional testing requirements exist except as provided in other sections of this permit including Section B (Title V General Requirements).

**SECTION E. Source Group Restrictions.****III. MONITORING REQUIREMENTS.**

No additional monitoring requirements exist except as provided in other sections of this permit including Section B (Title V General Requirements).

IV. RECORDKEEPING REQUIREMENTS.

No additional record keeping requirements exist except as provided in other sections of this permit including Section B (Title V General Requirements).

V. REPORTING REQUIREMENTS.

No additional reporting requirements exist except as provided in other sections of this permit including Section B (Title V General Requirements).

VI. WORK PRACTICE REQUIREMENTS.

No additional work practice requirements exist except as provided in other sections of this permit including Section B (Title V General Requirements).

VII. ADDITIONAL REQUIREMENTS.

No additional requirements exist except as provided in other sections of this permit including Section B (Title V General Requirements).

***** Permit Shield in Effect. *****

**SECTION E. Source Group Restrictions.**

Group Name: 123.21

Group Description: SO_x from processes

Sources included in this group

ID	Name
9240	EMERG. GENERATOR ENGINE (97.5 BHP)
9241	EMERG. GENERATOR ENGINE (97.5 BHP)
9242	NORTH DIESEL FIRE WATER PUMP
9243	CM-100 EMERGENCY BACKUP GENERATOR

I. RESTRICTIONS.**Emission Restriction(s).**

001 [25 Pa. Code §123.21]

General

No person may permit the emission into the outdoor atmosphere of sulfur oxides from a source in a manner that the concentration of the sulfur oxides, expressed as SO₂, in the effluent gas exceeds 500 parts per million, by volume, dry basis.

Fuel Restriction(s).

002 [25 Pa. Code §127.512]

Operating permit terms and conditions.

In order to assure compliance with the sulfur oxide emissions of 123.21, the permittee shall operate this source using only natural gas or #2 fuel oil as a fuel.

II. TESTING REQUIREMENTS.

No additional testing requirements exist except as provided in other sections of this permit including Section B (Title V General Requirements).

III. MONITORING REQUIREMENTS.

No additional monitoring requirements exist except as provided in other sections of this permit including Section B (Title V General Requirements).

IV. RECORDKEEPING REQUIREMENTS.

No additional record keeping requirements exist except as provided in other sections of this permit including Section B (Title V General Requirements).

V. REPORTING REQUIREMENTS.

No additional reporting requirements exist except as provided in other sections of this permit including Section B (Title V General Requirements).

VI. WORK PRACTICE REQUIREMENTS.

No additional work practice requirements exist except as provided in other sections of this permit including Section B (Title V General Requirements).

VII. ADDITIONAL REQUIREMENTS.

No additional requirements exist except as provided in other sections of this permit including Section B (Title V General Requirements).

***** Permit Shield in Effect. *****

**SECTION E. Source Group Restrictions.**

Group Name: 123.22

Group Description: SOx limit for combustion units

Sources included in this group

ID	Name
001	PROCESS BOILER
004	PROCESS BOILER (NEW)
010	MISC EXTERNAL COMBUSTION UNITS

I. RESTRICTIONS.**Emission Restriction(s).****# 001 [25 Pa. Code §123.22]****Combustion units**

No person may permit the emission into the outdoor atmosphere of sulfur oxides, expressed as SO₂, from this combustion unit in excess of the rate of 4 pounds per million Btu of heat input over any 1-hour period.

Fuel Restriction(s).**# 002 [25 Pa. Code §127.512]****Operating permit terms and conditions.**

In order to assure compliance with the sulfur oxide emission limits of 123.22, the permittee shall operate the source using only natural gas or #2 fuel oil as a fuel.

II. TESTING REQUIREMENTS.

No additional testing requirements exist except as provided in other sections of this permit including Section B (Title V General Requirements).

III. MONITORING REQUIREMENTS.

No additional monitoring requirements exist except as provided in other sections of this permit including Section B (Title V General Requirements).

IV. RECORDKEEPING REQUIREMENTS.

No additional record keeping requirements exist except as provided in other sections of this permit including Section B (Title V General Requirements).

V. REPORTING REQUIREMENTS.

No additional reporting requirements exist except as provided in other sections of this permit including Section B (Title V General Requirements).

VI. WORK PRACTICE REQUIREMENTS.

No additional work practice requirements exist except as provided in other sections of this permit including Section B (Title V General Requirements).

VII. ADDITIONAL REQUIREMENTS.

No additional requirements exist except as provided in other sections of this permit including Section B (Title V General Requirements).

***** Permit Shield in Effect. *****

**SECTION E. Source Group Restrictions.**

Group Name: 129.57

Group Description: Storage Tanks w/VOCs

Sources included in this group

ID	Name
117	STORAGE TANK (XYLENE, TOLUENE, MEK)
118	STORAGE TANK (XYLENE, TOLUENE, MEK)
122	STORAGE TANK (METHANOL, HOH, XYLENE)

I. RESTRICTIONS.

No additional requirements exist except as provided in other sections of this permit including Section B (Title V General Requirements).

II. TESTING REQUIREMENTS.

No additional testing requirements exist except as provided in other sections of this permit including Section B (Title V General Requirements).

III. MONITORING REQUIREMENTS.

No additional monitoring requirements exist except as provided in other sections of this permit including Section B (Title V General Requirements).

IV. RECORDKEEPING REQUIREMENTS.

No additional record keeping requirements exist except as provided in other sections of this permit including Section B (Title V General Requirements).

V. REPORTING REQUIREMENTS.

No additional reporting requirements exist except as provided in other sections of this permit including Section B (Title V General Requirements).

VI. WORK PRACTICE REQUIREMENTS.**# 001 [25 Pa. Code §129.57]****Storage tanks less than or equal to 40,000 gallons capacity containing VOCs**

The provisions of this section shall apply to above ground stationary storage tanks with a capacity equal to or greater than 2,000 gallons which contain volatile organic compounds with vapor pressure greater than 1.5 psia (10.5 kilopascals) under actual storage conditions. Storage tanks covered under this section shall have pressure relief valves which are maintained in good operating condition and which are set to release at no less than .7 psig (4.8 kilopascals) of pressure or .3 psig (2.1 kilopascals) of vacuum or the highest possible pressure and vacuum in accordance with state or local fire codes or the National Fire Prevention Association guidelines or other national consensus standards acceptable to the Department. For volatile organic compounds whose storage temperature is governed by ambient weather conditions, the vapor pressure under actual storage conditions shall be determined using a temperature which is representative of the average storage temperature for the hottest month of the year in which such storage takes place.

VII. ADDITIONAL REQUIREMENTS.

No additional requirements exist except as provided in other sections of this permit including Section B (Title V General Requirements).

***** Permit Shield in Effect. *****

**SECTION E. Source Group Restrictions.**

Group Name: ALL PROCESS VESSELS

Group Description: All process vessels

Sources included in this group

ID	Name
103C	BLDG 8, CHEMLOK MIX TANKS
104A	TS-700, T-140, T-1000, TS-500, TS-1001, & PDM-300 MIXERS
105	BLDG 1 MIX TANKS (CHEMLOK)
105A	PROCESS VESSEL ID #7004
7000A	MISCELLANEOUS PROCESS VESSELS
7490	URETHANE ROOM 2 (4 MIX TANKS)

I. RESTRICTIONS.**Emission Restriction(s).**

001 [25 Pa. Code §127.12b]

Plan approval terms and conditions.

The combined HAP VOC emissions from the process vessels affected by 40 CFR 63, Subpart HHHHH shall not exceed 31.7 tons during any consecutive 12-month period.

002 [40 CFR Part 63 NESHAPS for Source Categories §40 CFR 63.8000]

**Subpart HHHHH - National Emission Standards for Hazardous Air Pollutants: Miscellaneous Coating Manufacturing
What are my general requirements for complying with this subpart?**

[This source is subject to the Subpart HHHHH emission restriction requirements of 40 CFR 63.8000(a), (d)(6), and (d)(7)(iii) contained in Section C, Restrictions, of this operating permit.]

II. TESTING REQUIREMENTS.

003 [40 CFR Part 63 NESHAPS for Source Categories §40 CFR 63.1257]

Subpart GGG - National Emission Standards for Pharmaceuticals Production**Test methods and compliance procedures**

[This source is subject to the Subpart GGG testing requirements of 40 CFR 63.1257(d)(2)(ii) contained in Section C, Additional Requirements, of this operating permit.]

004 [40 CFR Part 63 NESHAPS for Source Categories §40 CFR 63.8000]

**Subpart HHHHH - National Emission Standards for Hazardous Air Pollutants: Miscellaneous Coating Manufacturing
What are my general requirements for complying with this subpart?**

[This source is subject to the Subpart HHHHH testing requirements of 40 CFR 63.8000(d)(1) contained in Section C, Restrictions, of this operating permit.]

III. MONITORING REQUIREMENTS.

005 [40 CFR Part 63 NESHAPS for Source Categories §40 CFR 63.8000]

**Subpart HHHHH - National Emission Standards for Hazardous Air Pollutants: Miscellaneous Coating Manufacturing
What are my general requirements for complying with this subpart?**

[This source is subject to the Subpart HHHHH monitoring requirements of 40 CFR 63.8000(d)(5) contained in Section C, Restrictions, of this operating permit.]

IV. RECORDKEEPING REQUIREMENTS.

006 [40 CFR Part 63 NESHAPS for Source Categories §40 CFR 63.8080]

**Subpart HHHHH - National Emission Standards for Hazardous Air Pollutants: Miscellaneous Coating Manufacturing
What records must I keep?**

[This source is subject to the Subpart HHHHH recordkeeping requirements of 40 CFR 63.8080 contained in Section C, Recordkeeping Requirements, of this operating permit.]

**SECTION E. Source Group Restrictions.****V. REPORTING REQUIREMENTS.****# 007 [40 CFR Part 63 NESHAPS for Source Categories §40 CFR 63.8075]****Subpart HHHHH - National Emission Standards for Hazardous Air Pollutants: Miscellaneous Coating Manufacturing
What reports must I submit and when?**

[This source is subject to the Subpart HHHHH reporting requirements of 40 CFR 63.8075 contained in Section C, Reporting Requirements, of this operating permit.]

VI. WORK PRACTICE REQUIREMENTS.**# 008 [40 CFR Part 63 NESHAPS for Source Categories §40 CFR 63.8000]****Subpart HHHHH - National Emission Standards for Hazardous Air Pollutants: Miscellaneous Coating Manufacturing
What are my general requirements for complying with this subpart?**

[This source is subject to the Subpart HHHHH general requirements of 40 CFR 63.8000(a) and (b)(2) contained in Section C, Restrictions, of this operating permit.]

VII. ADDITIONAL REQUIREMENTS.**# 009 [40 CFR Part 63 NESHAPS for Source Categories §40 CFR 63.8000]****Subpart HHHHH - National Emission Standards for Hazardous Air Pollutants: Miscellaneous Coating Manufacturing
What are my general requirements for complying with this subpart?**

[This source is subject to the Subpart HHHHH general requirements of 40 CFR 63.8000(c) contained in Section C, Restrictions, of this operating permit.]

010 [40 CFR Part 63 NESHAPS for Source Categories §40 CFR 63.8050]**Subpart HHHHH - National Emission Standards for Hazardous Air Pollutants: Miscellaneous Coating Manufacturing
How do I comply with emissions averaging for stationary process vessels at existing sources?**

[This source is subject to the Subpart HHHHH additional requirements of 40 CFR 63.8050 contained in Section C, Additional Requirements, of this operating permit.]

011 [40 CFR Part 63 NESHAPS for Source Categories §40 CFR 63.8095]**Subpart HHHHH - National Emission Standards for Hazardous Air Pollutants: Miscellaneous Coating Manufacturing
What parts of the General Provisions apply to me?**

[This source is subject to the Subpart HHHHH general provisions of 40 CFR 63.8095 contained in Section C, Additional Requirements, of this operating permit.]

***** Permit Shield in Effect. *****

**SECTION E. Source Group Restrictions.**

Group Name: COVERS - HHHHH

Group Description: Cover Requirements from HHHHH

Sources included in this group

ID	Name
103C	BLDG 8, CHEMLOK MIX TANKS
104A	TS-700, T-140, T-1000, TS-500, TS-1001, & PDM-300 MIXERS
105	BLDG 1 MIX TANKS (CHEMLOK)
105A	PROCESS VESSEL ID #7004
7000A	MISCELLANEOUS PROCESS VESSELS
7490	URETHANE ROOM 2 (4 MIX TANKS)

I. RESTRICTIONS.

No additional requirements exist except as provided in other sections of this permit including Section B (Title V General Requirements).

II. TESTING REQUIREMENTS.

No additional testing requirements exist except as provided in other sections of this permit including Section B (Title V General Requirements).

III. MONITORING REQUIREMENTS.

No additional monitoring requirements exist except as provided in other sections of this permit including Section B (Title V General Requirements).

IV. RECORDKEEPING REQUIREMENTS.

No additional record keeping requirements exist except as provided in other sections of this permit including Section B (Title V General Requirements).

V. REPORTING REQUIREMENTS.

No additional reporting requirements exist except as provided in other sections of this permit including Section B (Title V General Requirements).

VI. WORK PRACTICE REQUIREMENTS.**# 001 [40 CFR Part 63 NESHAPS for Source Categories §40 CFR 63.8005]****Subpart HHHHH - National Emission Standards for Hazardous Air Pollutants: Miscellaneous Coating Manufacturing
What requirements apply to my process vessels?**

(a) General. (1) You must meet each emission limit and work practice standard in Table 1 to this subpart that applies to you, and you must meet each applicable requirement specified in §63.8000(b), except as specified in paragraphs (a)(1)(i) and (ii) of this section. [Each process vessel included with this source must be equipped with a cover or lid that must be in place at all times when the vessel contains a HAP.]

(i) You are not required to meet the emission limits and work practice standards in Table 1 to this subpart if you comply with §63.8050 or §63.8055.

(ii) You must meet the emission limits and work practice standards in Table 1 to this subpart for emissions from automatic cleaning operations. You are not required to meet the emission limits and work practice standards in Table 1 to this subpart for emissions from cleaning operations that are conducted manually.

(2) For each control device used to comply with Table 1 to this subpart, you must comply with subpart SS of this part as specified in §63.8000(c), except as specified in §63.8000(d) and (f) and paragraphs (b) through (g) of this section.

(b) When subpart SS of this part 63 refers to process vents, it means process vessel vents for the purposes of this section.

(c) Process condensers, as defined in §63.1251, are not considered to be control devices for process vessels.

**SECTION E. Source Group Restrictions.**

(d) Initial compliance. (1) To demonstrate initial compliance with a percent reduction emission limit in Table 1 to this subpart, you must conduct the performance test or design evaluation under conditions as specified in §63.7(e)(1), except as specified in paragraph (d)(5) of this section, and except that the performance test or design evaluation must be conducted under worst-case conditions. Also, the performance test for a control device used to control emissions from process vessels must be conducted according to §63.1257(b)(8), including the submittal of a site-specific test plan for approval prior to testing. The requirements in §63.997(e)(1)(i) and (iii) also do not apply for performance tests conducted to determine compliance with the emission limits for process vessels.

(2) For the initial compliance demonstration for condensers, you must determine uncontrolled emissions using the procedures specified in §63.1257(d)(2), and you must determine controlled emissions using the procedures specified in §63.1257(d)(3)(i)(B) and (iii).

(3) You must demonstrate that each process condenser is properly operated according to the procedures specified in §63.1257(d)(2)(i)(C)(4)(ii) and (d)(3)(iii)(B). The reference in §63.1257(d)(3)(iii)(B) to the alternative standard in §63.1254(c) does not apply for the purposes of this subpart. As an alternative to measuring the exhaust gas temperature, as required by §63.1257(d)(3)(iii)(B), you may elect to measure the liquid temperature in the receiver.

(4) You must conduct a performance test or compliance demonstration equivalent to an initial compliance demonstration within 360 hours of a change in operating conditions that are not considered to be within the previously established worst-case conditions.

(5) Beginning on the compliance dates specified in §63.7995(e), §63.7(e)(1) no longer applies and performance tests shall be conducted under such conditions as the Administrator specifies to the owner or operator based on representative performance of the affected source for the period being tested. Representative conditions exclude periods of startup and shutdown unless specified by the Administrator or an applicable subpart. The owner or operator may not conduct performance tests during periods of malfunction. The owner or operator must record the process information that is necessary to document operating conditions during the test and include in such record an explanation to support that such conditions represent normal operation. Upon request, the owner or operator shall make available to the Administrator such records as may be necessary to determine the conditions of performance tests.

(e) Establishing operating limits. You must establish operating limits under the conditions required for your initial compliance demonstration and periodic performance tests, except you may elect to establish operating limit(s) for conditions other than those under which a performance test was conducted as specified in paragraph (e)(1) of this section and, if applicable, paragraph (e)(2) of this section.

(1) The operating limits may be based on the results of the performance test and supplementary information such as engineering assessments and manufacturer's recommendations. These limits may be established for conditions as unique as individual emission episodes. You must provide rationale in the precompliance report for the specific level for each operating limit, including any data and calculations used to develop the limit and a description of why the limit indicates proper operation of the control device. The procedures provided in this paragraph (e)(1) have not been approved by the Administrator and determination of the operating limit using these procedures is subject to review and approval by the Administrator.

(2) If you elect to establish separate operating limits for different emission episodes, you must maintain records as specified in §63.8080(g) of each point at which you change from one operating limit to another, even if the duration of the monitoring for an operating limit is less than 15 minutes.

(f) Averaging periods. If you elect to establish separate operating limits for different emission episodes, you may elect to determine operating block averages instead of the daily averages specified in §63.998(b)(3). An operating block is a period of time that is equal to the time from the beginning to end of an emission episode or sequence of emission episodes.

(g) Flow indicators. If flow to a control device could be intermittent or bypassed, you must install, calibrate, and operate a flow indicator at the inlet or outlet of the control device to identify periods of no flow, or you must comply with the alternatives requirements of paragraph (g)(1) or (2) of this section. Periods of no flow may not be used in daily or block averages. You must perform a flow meter verification check annually for at least two points: One at the instrument's zero and the other at the instrument's span.

**SECTION E. Source Group Restrictions.**

(1) You must use a valve position or bypass damper position indicator that provides a continuous reading and record of the bypass valve or damper position when the control device is in operation. You must inspect the monitoring system semiannually to verify that the monitor will indicate valve position.

(2) You must secure the bypass line valve or bypass damper in the non-diverting position with a car-seal or a lock-and-key type configuration. You must visually inspect the seal or closure mechanism at least once every month to ensure that the valve is maintained in the non-diverting position and that the vent stream is not diverted through the bypass line. You must also record the occurrence of all periods when the seal or closure mechanism is broken, or the key for a lock-and-key type lock has been checked out.

(h) Bypass. Beginning no later than the compliance date specified in §63.7995(e), when determining compliance with the percent emission reduction requirements in Table 1 to this subpart, you must account for the time that the control device was bypassed. You must use Equation 1 to this section to determine the allowable total hours of bypass for each semi-annual compliance period. To demonstrate compliance, the actual total hours of bypass must not exceed the allowable total hours of bypass calculated by Equation 1 to this section.

$$T_{byp} = (R - OCE) / R * Top \quad \text{Eq. 1}$$

T_{byp} = Total allowable source operating time (hours) when the control device for stationary process vessels can be bypassed during the semiannual compliance period for any reason.

R = Control efficiency of control device, percent, as determined by Equation 6 in §63.997(e)(2)(iv)(C).

OCE = The applicable percent emission reduction requirement in Table 1 to this subpart.

Top = Total source operating time (hours) for stationary process vessels during the semiannual compliance period.

[68 FR 69185, Dec. 11, 2003, as amended at 70 FR 25681, May 13, 2005; 85 FR 49743, Aug. 14, 2020]

VII. ADDITIONAL REQUIREMENTS.

No additional requirements exist except as provided in other sections of this permit including Section B (Title V General Requirements).

***** Permit Shield in Effect. *****

**SECTION E. Source Group Restrictions.**

Group Name: GROUP 2 BATCH PROCESS VENTS

Group Description: Group 2 Batch Process Vents subject to Subpart FFFF

Sources included in this group

ID	Name
202	REACTOR RS-18, HOLD TANK, CONDENSER
204	DCD/METHYLENE CHLORIDE STILL
205	REACTOR LRTR-7000 LATEX REACTOR & VACUUM VENT
207	RG-21 REACTOR, CONDENSER, VAC PUMP & BROMINATION EXHAUSTS
7980	REACTOR RG-9
8100	REACTOR RS-13
8130	REACTOR RS-12

I. RESTRICTIONS.

No additional requirements exist except as provided in other sections of this permit including Section B (Title V General Requirements).

II. TESTING REQUIREMENTS.

No additional testing requirements exist except as provided in other sections of this permit including Section B (Title V General Requirements).

III. MONITORING REQUIREMENTS.

No additional monitoring requirements exist except as provided in other sections of this permit including Section B (Title V General Requirements).

IV. RECORDKEEPING REQUIREMENTS.

001 [40 CFR Part 63 NESHAPS for Source Categories §40 CFR 63.2460]

Subpart FFFF - National Emission Standards for Hazardous Air Pollutants: Miscellaneous Organic Chemical Manufacturing

What requirements must I meet for batch process vents?

The permittee shall maintain records of the uncontrolled organic HAP emissions from each Group 2 batch process vent on a rolling 365-day basis. If the uncontrolled organic HAP emissions ever exceed 10,000 pounds per year, the process vent will be reclassified as a Group 1 batch process vent and be subject to all of the requirements that go with that classification.

V. REPORTING REQUIREMENTS.

No additional reporting requirements exist except as provided in other sections of this permit including Section B (Title V General Requirements).

VI. WORK PRACTICE REQUIREMENTS.

No additional work practice requirements exist except as provided in other sections of this permit including Section B (Title V General Requirements).

VII. ADDITIONAL REQUIREMENTS.

No additional requirements exist except as provided in other sections of this permit including Section B (Title V General Requirements).

***** Permit Shield in Effect. *****

**SECTION E. Source Group Restrictions.**

Group Name: M O C PROCESS

Group Description: Method of Compliance for 25 Pa. Code 123.13

Sources included in this group

ID	Name
202	REACTOR RS-18, HOLD TANK, CONDENSER
7000	MISC SMALL EMISSION UNITS
7000C	PORTABLE PROCESS VESSELS REQUIRING COVERS
7000F	MISC. BATCH PROCESS VENTS SUBJECT TO SUBPART FFFF
7010	BLDG 1 HOCHMEYER MIXER
7030	BLDG 1, DRUM FILLER STATION
7110	REACTOR RG-3, PACKAGING
7405	BLDG 5, RS-4 & RS-4TT
7490	URETHANE ROOM 2 (4 MIX TANKS)
7500	URETHANE ROOMS 2 & 3 (7 MIXERS)
7690	BLEND TANK (1800 GAL) - URETHANE ROOM 1
7940	BLDG 8, CRANDALL DRUM FILLER STA
7980	REACTOR RG-9
8100	REACTOR RS-13
8130	REACTOR RS-12
8280	A/N WASTE TANKS (2 @ 15K GALLONS EACH)
9240	EMERG. GENERATOR ENGINE (97.5 BHP)
9241	EMERG. GENERATOR ENGINE (97.5 BHP)
9243	CM-100 EMERGENCY BACKUP GENERATOR

I. RESTRICTIONS.

No additional requirements exist except as provided in other sections of this permit including Section B (Title V General Requirements).

II. TESTING REQUIREMENTS.

No additional testing requirements exist except as provided in other sections of this permit including Section B (Title V General Requirements).

III. MONITORING REQUIREMENTS.

No additional monitoring requirements exist except as provided in other sections of this permit including Section B (Title V General Requirements).

IV. RECORDKEEPING REQUIREMENTS.

No additional record keeping requirements exist except as provided in other sections of this permit including Section B (Title V General Requirements).

V. REPORTING REQUIREMENTS.

No additional reporting requirements exist except as provided in other sections of this permit including Section B (Title V General Requirements).

VI. WORK PRACTICE REQUIREMENTS.**# 001 [25 Pa. Code §127.511]****Monitoring and related recordkeeping and reporting requirements.**

In order to assure compliance with the particulate matter concentration limits of 123.13, the permittee shall maintain and operate the source in accordance with the manufacturer's specifications and in a manner consistent with good air pollution control practices.

**SECTION E. Source Group Restrictions.****VII. ADDITIONAL REQUIREMENTS.**

No additional requirements exist except as provided in other sections of this permit including Section B (Title V General Requirements).

***** Permit Shield in Effect. *****

**SECTION E. Source Group Restrictions.**

Group Name: P.M. COMPLIANCE

Group Description: Compliance monitoring for explosive baghouses.

Sources included in this group

ID	Name
8330	INSIDE QDO GRINDER
8340	OUTSIDE QDO GRINDER
8350	DRYER SIDE OF QDO DRY/GRIND

I. RESTRICTIONS.

No additional requirements exist except as provided in other sections of this permit including Section B (Title V General Requirements).

II. TESTING REQUIREMENTS.

No additional testing requirements exist except as provided in other sections of this permit including Section B (Title V General Requirements).

III. MONITORING REQUIREMENTS.

No additional monitoring requirements exist except as provided in other sections of this permit including Section B (Title V General Requirements).

IV. RECORDKEEPING REQUIREMENTS.

001 [25 Pa. Code §127.511]

Monitoring and related recordkeeping and reporting requirements.

The permittee shall maintain a maintenance log for any control device(s) associated with this source. This record shall indicate at a minimum:

- (a) The date of each monthly maintenance inspection;
- (b) The name of the person performing the inspection;
- (c) The date of the last bag/cartridge replacement;
- (d) Any mechanical repairs and/or adjustments;
- (e) A once-monthly record of pressure drops across each collector.

V. REPORTING REQUIREMENTS.

No additional reporting requirements exist except as provided in other sections of this permit including Section B (Title V General Requirements).

VI. WORK PRACTICE REQUIREMENTS.

002 [25 Pa. Code §127.511]

Monitoring and related recordkeeping and reporting requirements.

- (a) The permittee shall maintain at a convenient location, a magnehelic gauge to measure the pressure drop across each fabric collector.
- (b) Each fabric collector shall be maintained and operated in accordance with the manufacturers' recommendations and in a manner consistent with good air pollution control practices.
- (c) The permittee shall perform monthly maintenance inspections of this fabric collector while only the fabric collector is in operation.
- (d) The permittee shall keep on hand for emergency replacement, 20% of the total number of filter elements used for each collector.

**SECTION E. Source Group Restrictions.**

(e) The emissions from this source shall be vented to the control device(s) during all periods of time when dry materials are being introduced/added.

(f) Routine maintenance, repair, and replacement of the fabric collector components and filter elements shall be performed during equipment down time or during production periods when no particulate matter will be emitted.

VII. ADDITIONAL REQUIREMENTS.

No additional requirements exist except as provided in other sections of this permit including Section B (Title V General Requirements).

***** Permit Shield in Effect. *****

**SECTION E. Source Group Restrictions.**

Group Name: P000 COMPLIANCE

Group Description: Compliance Monitoring for Baghouses

Sources included in this group

ID	Name
101	ADHESIVE MFG BLDG 8D
102	URETHANE MANUFACTURING
104	ADHESIVE MANUFACTURING BLDG 8
104A	TS-700, T-140, T-1000, TS-500, TS-1001, & PDM-300 MIXERS
105	BLDG 1 MIX TANKS (CHEMLOK)
105A	PROCESS VESSEL ID #7004
7010	BLDG 1 HOCHMEYER MIXER
7040	BLDG 1 WATER-BASED 750 GAL MIX TANK
7830	BARTLETT SNOW DRYER/GRINDER DBQDO DRYER/GRINDER

I. RESTRICTIONS.

No additional requirements exist except as provided in other sections of this permit including Section B (Title V General Requirements).

II. TESTING REQUIREMENTS.

No additional testing requirements exist except as provided in other sections of this permit including Section B (Title V General Requirements).

III. MONITORING REQUIREMENTS.

No additional monitoring requirements exist except as provided in other sections of this permit including Section B (Title V General Requirements).

IV. RECORDKEEPING REQUIREMENTS.**# 001 [25 Pa. Code §127.511]****Monitoring and related recordkeeping and reporting requirements.**

The permittee shall maintain a maintenance log for any control device(s) associated with this source. This record shall indicate at a minimum:

- (a) The date of each monthly maintenance inspection;
- (b) The name of the person performing the inspection;
- (c) The date of the last bag/cartridge replacement;
- (d) Any mechanical repairs and/or adjustments;
- (e) A once-monthly record of pressure drops across each collector.

V. REPORTING REQUIREMENTS.

No additional reporting requirements exist except as provided in other sections of this permit including Section B (Title V General Requirements).

VI. WORK PRACTICE REQUIREMENTS.**# 002 [25 Pa. Code §127.511]****Monitoring and related recordkeeping and reporting requirements.**

- (a) The permittee shall maintain at a convenient location, a magnehelic gauge to measure the pressure drop across each fabric collector.
- (b) Each fabric collector shall be maintained and operated in accordance with the manufacturer's recommendations and in

**SECTION E. Source Group Restrictions.**

a manner consistent with good air pollution control practices.

(c) The permittee shall perform monthly maintenance inspections of each fabric collector while the source is in operation.

(d) The permittee shall keep on hand for emergency replacement, 20% of the total number of filter elements used for each collector.

(e) The control device associated with this source is to be in operation at all times that the source is in operation.

(f) Routine maintenance, repair, and replacement of the fabric collector components and filter elements shall be performed during equipment down time or during production periods when no particulate matter will be emitted.

VII. ADDITIONAL REQUIREMENTS.

No additional requirements exist except as provided in other sections of this permit including Section B (Title V General Requirements).

***** Permit Shield in Effect. *****

**SECTION E. Source Group Restrictions.**

Group Name: PROCESS VESSELS CONTROLLED BY RTO

Group Description: All process vessels controlled by RTO

Sources included in this group

ID	Name
103C	BLDG 8, CHEMLOK MIX TANKS
105	BLDG 1 MIX TANKS (CHEMLOK)

I. RESTRICTIONS.

No additional requirements exist except as provided in other sections of this permit including Section B (Title V General Requirements).

II. TESTING REQUIREMENTS.

No additional testing requirements exist except as provided in other sections of this permit including Section B (Title V General Requirements).

III. MONITORING REQUIREMENTS.

No additional monitoring requirements exist except as provided in other sections of this permit including Section B (Title V General Requirements).

IV. RECORDKEEPING REQUIREMENTS.

No additional record keeping requirements exist except as provided in other sections of this permit including Section B (Title V General Requirements).

V. REPORTING REQUIREMENTS.

No additional reporting requirements exist except as provided in other sections of this permit including Section B (Title V General Requirements).

VI. WORK PRACTICE REQUIREMENTS.**# 001 [25 Pa. Code §127.12b]****Plan approval terms and conditions.**

All stationary process vessels must demonstrate a 98% capture efficiency.

002 [40 CFR Part 63 NESHAPS for Source Categories §40 CFR 63.983]**Subpart SS - National Emission Standards for Closed Vent Systems, Control Devices, Recovery Devices and Routing to a Fuel Gas System or a Process****Closed vent systems.**

[This source is subject to the Subpart SS work practice requirements of 40 CFR 63.983 contained in Section C, Additional Requirements, of this operating permit.]

003 [40 CFR Part 63 NESHAPS for Source Categories §40 CFR 63.988]**Subpart SS - National Emission Standards for Closed Vent Systems, Control Devices, Recovery Devices and Routing to a Fuel Gas System or a Process****Incinerators, boilers, and process heaters.**

[This source is subject to the Subpart SS work practice requirements of 40 CFR 63.988 contained in Section C, Additional Requirements, of this operating permit.]

VII. ADDITIONAL REQUIREMENTS.

No additional requirements exist except as provided in other sections of this permit including Section B (Title V General Requirements).

***** Permit Shield in Effect. *****

**SECTION E. Source Group Restrictions.**

Group Name: RACT II CASE-BY-CASE

Group Description: Alternative RACT conditions under 129.99

Sources included in this group

ID	Name
102	URETHANE MANUFACTURING
105	BLDG 1 MIX TANKS (CHEMLOK)
105A	PROCESS VESSEL ID #7004
7000	MISC SMALL EMISSION UNITS
7000A	MISCELLANEOUS PROCESS VESSELS
7000C	PORTABLE PROCESS VESSELS REQUIRING COVERS
7000F	MISC. BATCH PROCESS VENTS SUBJECT TO SUBPART FFFF
7110	REACTOR RG-3, PACKAGING
7405	BLDG 5, RS-4 & RS-4TT
7490	URETHANE ROOM 2 (4 MIX TANKS)
7500	URETHANE ROOMS 2 & 3 (7 MIXERS)
7980	REACTOR RG-9
8130	REACTOR RS-12

I. RESTRICTIONS.**Emission Restriction(s).**

001 [25 Pa. Code §129.99]

Alternative RACT proposal and petition for alternative compliance schedule.

The VOC emissions shall not exceed the following:

RG-3 (building 1): 4.85 tpy & 0.41 tons/calendar month
 RS-4 (building 5): 10.92 tpy & 0.91 tons/calendar month
 RG-9 (building 8): 5.66 tpy & 0.48 tons/calendar month
 RS-12 (building 8B): 4.83 tpy & 0.41 tons/calendar month
 RS-19 (building 16C): 15.97 tpy & 1.33 tons/calendar month
 Grind Tanks (portable): 11.9 tpy & 1.0 tons/calendar month
 Urethane Pigment 1 Tank (building 5): 11.1 tpy & 0.93 tons/calendar month
 CH 500-Gallon Mix Tank 2 (building 1): 17.76 tpy & 1.48 tons/calendar month
 Hockmeyer Room 1 (building 5): 36.5 tpy & 3.05 tons/calendar month
 Urethane Hockmeyer Room 3 (building 5): 51.8 tpy & 4.32 tons/calendar month
 Urethane Kady Mill Room 3 (building 5): 28.2 tpy & 2.35 tons/calendar month
 Urethane Kady Mill Room 2 (building 5): 20.4 tpy & 1.70 tons/calendar month

II. TESTING REQUIREMENTS.

002 [25 Pa. Code §129.100]

Compliance demonstration and recordkeeping requirements.

In accordance with 129.99(d)(6), the facility shall include methods of demonstrating compliance and recordkeeping and reporting requirements in accordance with 129.100 (relating to compliance demonstration and recordkeeping requirements) for each contamination source included in the RACT proposal. Compliance demonstration with the VOC emission limits for each source will be shown through the use of "Mitchell Scientific - Emission Master Software" or another Department approved model/software on a monthly basis by inputting the total number of batches and ensuring that the process information is up to date.

III. MONITORING REQUIREMENTS.

No additional monitoring requirements exist except as provided in other sections of this permit including Section B (Title V General Requirements).

**SECTION E. Source Group Restrictions.****IV. RECORDKEEPING REQUIREMENTS.****# 003 [25 Pa. Code §129.100]****Compliance demonstration and recordkeeping requirements.**

In accordance with 25 Pa. Code §129.100(d), the owner and operator of an air contamination source subject to this section and §§129.96-129.99 shall keep records to demonstrate compliance with §§129.96-129.99 in the following manner:

- The records must include sufficient data and calculations to demonstrate that the requirements of 25 PA Code 129.96 – 129.99 are met.
- Data or information required to determine compliance shall be recorded and maintained in a time frame consistent with the averaging period of the requirement.

004 [25 Pa. Code §129.100]**Compliance demonstration and recordkeeping requirements.**

In accordance with 25 Pa. Code §129.100(i), records shall be retained by the owner or operator for 5 years and made available to the Department or appropriate approved local air pollution control agency upon receipt of a written request from the Department or appropriate approved local air pollution control agency.

V. REPORTING REQUIREMENTS.

No additional reporting requirements exist except as provided in other sections of this permit including Section B (Title V General Requirements).

VI. WORK PRACTICE REQUIREMENTS.

No additional work practice requirements exist except as provided in other sections of this permit including Section B (Title V General Requirements).

VII. ADDITIONAL REQUIREMENTS.**# 005 [25 Pa. Code §129.99]****Alternative RACT proposal and petition for alternative compliance schedule.**

In accordance with §129.99(g), the emission limit and requirements specified in the plan approval or operating permit issued by the Department or appropriate approved local air pollution control agency under subsection (f) supersede the emission limit and requirements in the existing plan approval or operating permit issued to the owner or operator of the source prior to April 23, 2016, on the date specified in the plan approval or operating permit issued by the Department or appropriate approved local air pollution control agency under subsection (f), except to the extent the existing plan approval or operating permit contains more stringent requirements.

***** Permit Shield in Effect. *****

**SECTION E. Source Group Restrictions.**

Group Name: RACT II PRESUMPTIVE

Group Description: Presumptive RACT conditions under 129.97

Sources included in this group

ID	Name
102	URETHANE MANUFACTURING
103C	BLDG 8, CHEMLOK MIX TANKS
104	ADHESIVE MANUFACTURING BLDG 8
104A	TS-700, T-140, T-1000, TS-500, TS-1001, & PDM-300 MIXERS
105	BLDG 1 MIX TANKS (CHEMLOK)
10800	"B" WASTE BULK TANK
10990	SOLVENT RECOVERY UNIT
202	REACTOR RS-18, HOLD TANK, CONDENSER
204	DCD/METHYLENE CHLORIDE STILL
205	REACTOR LRTR-7000 LATEX REACTOR & VACUUM VENT
7000	MISC SMALL EMISSION UNITS
7000A	MISCELLANEOUS PROCESS VESSELS
7000C	PORTABLE PROCESS VESSELS REQUIRING COVERS
7000F	MISC. BATCH PROCESS VENTS SUBJECT TO SUBPART FFFF
7000T	SUBPART HHHHH STORAGE TANKS
7030	BLDG 1, DRUM FILLER STATION
7040	BLDG 1 WATER-BASED 750 GAL MIX TANK
7490	URETHANE ROOM 2 (4 MIX TANKS)
7500	URETHANE ROOMS 2 & 3 (7 MIXERS)
7690	BLEND TANK (1800 GAL) - URETHANE ROOM 1
7940	BLDG 8, CRANDALL DRUM FILLER STA
7970	ROTARY DRUM FILTER & VACUUM PUMP
7971	SIEMENS PLATE AND FRAME FILTER PRESS WITH WASH LIQUOR TANK
8100	REACTOR RS-13
C106	REGENERATIVE THERMAL OXIDIZER

I. RESTRICTIONS.

No additional requirements exist except as provided in other sections of this permit including Section B (Title V General Requirements).

II. TESTING REQUIREMENTS.

No additional testing requirements exist except as provided in other sections of this permit including Section B (Title V General Requirements).

III. MONITORING REQUIREMENTS.

No additional monitoring requirements exist except as provided in other sections of this permit including Section B (Title V General Requirements).

IV. RECORDKEEPING REQUIREMENTS.

No additional record keeping requirements exist except as provided in other sections of this permit including Section B (Title V General Requirements).

V. REPORTING REQUIREMENTS.

No additional reporting requirements exist except as provided in other sections of this permit including Section B (Title V General Requirements).

**SECTION E. Source Group Restrictions.****VI. WORK PRACTICE REQUIREMENTS.****# 001 [25 Pa. Code §129.97]****Presumptive RACT requirements, RACT emission limitations and petition for alternative compliance schedule.**

(c) The owner and operator of a source specified in this subsection, which is located at a major NO_x emitting facility or major VOC emitting facility subject to § 129.96 shall install, maintain and operate the source in accordance with the manufacturer's specifications and with good operating practices:

- (1) [Does not apply]
- (2) A VOC air contamination source that has the potential to emit less than 2.7 TPY of VOC.
- (3) A boiler or other combustion source with an individual rated gross heat input less than 20 million Btu/hour.
- (4) [Does not apply]
- (5) A stationary internal combustion engine rated at less than 500 bhp (gross).
- (6) An incinerator, thermal oxidizer or catalytic oxidizer used primarily for air pollution control.
- (7) [Does not apply]
- (8) An emergency standby engine operating less than 500 hours in a 12-month rolling period.

VII. ADDITIONAL REQUIREMENTS.

No additional requirements exist except as provided in other sections of this permit including Section B (Title V General Requirements).

***** Permit Shield in Effect. *****

**SECTION E. Source Group Restrictions.**

Group Name: SOURCES CONTROLLED BY RTO

Group Description: All sources controlled by RTO

Sources included in this group

ID	Name
103C	BLDG 8, CHEMLOK MIX TANKS
105	BLDG 1 MIX TANKS (CHEMLOK)
7970	ROTARY DRUM FILTER & VACUUM PUMP
7971	SIEMENS PLATE AND FRAME FILTER PRESS WITH WASH LIQUOR TANK
7972	SIEMENS PLATE AND FRAME FILTER PRESS WITH WASH LIQUOR TANK

I. RESTRICTIONS.**Emission Restriction(s).**

001 [25 Pa. Code §127.12b]

Plan approval terms and conditions.

The particulate matter emissions being discharged to the atmosphere from the thermal oxidizer exhaust shall not exceed 0.02 grains per dry standard cubic feet.

[Plan Approval 20-194D, Section E, Condition #001.]

Fuel Restriction(s).

002 [25 Pa. Code §127.12b]

Plan approval terms and conditions.

The RTO shall operate using only natural gas as a fuel source.

[Plan Approval 20-194D, Section E, Condition #002.]

Control Device Efficiency Restriction(s).

003 [25 Pa. Code §127.12b]

Plan approval terms and conditions.

The regenerative thermal oxidizer shall demonstrate a 98% destruction efficiency of VOC emissions.

[Plan Approval 20-194D, Section E, Condition #003.]

II. TESTING REQUIREMENTS.

004 [25 Pa. Code §127.511]

Monitoring and related recordkeeping and reporting requirements.

The Regenerative Thermal Oxidizer (C106) associated with this source shall be stack tested at least once every five years to demonstrate compliance with the VOC/HAP emission limit and the 98% VOC/HAP destruction efficiency requirements. The following conditions apply to this testing:

(a) At least 90-days prior to stack testing, a test procedure for determining the capture rate of the activities associated with the process vessels and rotary drum filter emissions, the VOC/HAP emission rates, and the VOC/HAP destruction efficiency for the RTO exhaust, including a sketch with dimensions indicating the location of sampling ports and other data to ensure the collection of representative samples, shall be submitted to the Department.

1. One paper copy plus one electronic copy of all source test submissions (notifications, protocols, reports, supplemental information, etc.) shall be sent to both PSIMS Administration in Central Office and to Regional Office AQ Program Manager.

Paper copies shall be sent using the following mailing addresses:

CENTRAL OFFICE:
Pennsylvania Department of Environmental Protection

**SECTION E. Source Group Restrictions.**

Attn: PSIMS Administrator
P.O. Box 8468
Harrisburg, PA 17105-8468

NORTHWEST REGIONAL OFFICE:
Pennsylvania Department of Environmental Protection
Attn: Air Quality Program Manager
230 Chestnut St.
Meadville, PA 16335

Electronic copies shall be sent to the following e-mail addresses:

CENTRAL OFFICE:
RA-EPstacktesting@pa.gov

NORTHWEST REGIONAL OFFICE:
RA-EPNWstacktesting@pa.gov

(b) Within 45 days of the Department's approval of the test protocol or a schedule approved by the Department, stack tests shall be performed in accordance with EPA test procedures listed in the MCM MACT Standards or an equivalent method, approved by the Department and the provisions of Chapter 139 to show compliance with the VOC/HAP emission rates, the capture rate of the affected process vessels and rotary drum filter emissions, demonstrate 98% destruction efficiency of the thermal oxidizer and show compliance with indicated VOC/HAP emission rates in the permit.

(i) Conduct gas molecular weight analysis using Method 3, 3A, or 3B in appendix A to 40 CFR part 60.

(ii) Measure moisture content of the stack gas using Method 4 in appendix A to 40 CFR part 60.

(iii) As an alternative to using Method 18, Method 25/25A, or Method 26/26A of 40 CFR part 60, appendix A, to comply with any of the emission limits specified in Tables 1 through 6 to this subpart, you may use Method 320 of 40 CFR part 60, appendix A. When using Method 320, you must follow the analyte spiking procedures of section 13 of Method 320, unless you demonstrate that the complete spiking procedure has been conducted at a similar source.

(c) At least 2 weeks prior to the stack test, the Department shall be informed of the date and time of the test.

(d) Within 60 days after completion of the test, the complete test report, including, but not limited to, production rates during testing, calculation methods and results, and any other applicable testing information that will allow for a complete review of the test and results, shall be submitted to the Department for approval. Submit the report via the instructions in (a).

(e) If the results of the stack tests performed in conformance with the conditions of this permit exceed the emission levels, the Permittee shall take appropriate corrective actions. The Permittee shall submit a description of these corrective actions to the Department, within thirty (30) days of receipt of the test results. The Permittee shall take appropriate action to minimize emissions from the affected facility while the corrective actions are being implemented. The Department shall notify the Permittee if the corrective actions taken are deficient. The Permittee shall submit a description of additional corrective actions taken to the Department with thirty (30) days of receipt of the notice of deficiency. The Department reserves the authority to use enforcement activities to resolve noncompliant stack tests.

(f) If the results of the stack tests performed in conformance with the conditions of this permit exceed the emission levels, a retest to demonstrate compliance shall be performed within one hundred and twenty (120) days of receipt of the original test results. Should the Permittee demonstrate to the Department that retesting in one hundred and twenty days is not practicable, the Department may extend the deadline. Failure of the second test to demonstrate compliance with the appropriate plan approval conditions may be grounds for immediate revocation of the approval to operate the affected facility.

**SECTION E. Source Group Restrictions.****III. MONITORING REQUIREMENTS.****# 005 [25 Pa. Code §127.12b]****Plan approval terms and conditions.**

The facility shall install, calibrate, and operate a continuous flow indicator at the inlet or outlet of the RTO.

[Plan Approval 20-194D, Section E, Condition #005.]

006 [40 CFR Part 63 NESHAPS for Source Categories §40 CFR 63.8000]**Subpart HHHHH - National Emission Standards for Hazardous Air Pollutants: Miscellaneous Coating Manufacturing
What are my general requirements for complying with this subpart?**

[This source is subject to the Subpart HHHHH monitoring requirements of 40 CFR 63.8000 (d)(5-6) listed in Section C, Additional Requirements, of this operating permit.]

007 [40 CFR Part 63 NESHAPS for Source Categories §40 CFR 63.996]**Subpart SS - National Emission Standards for Closed Vent Systems, Control Devices, Recovery Devices and Routing to a Fuel Gas System or a Process****General monitoring requirements for control and recovery devices.**

[This source is subject to the Subpart SS monitoring requirements of 40 CFR 63.996 contained in Section C, Additional Requirements, of this operating permit.]

IV. RECORDKEEPING REQUIREMENTS.**# 008 [25 Pa. Code §127.12b]****Plan approval terms and conditions.**

(a) Temperatures of the thermal oxidizer shall be continually monitored and recorded during all periods of operation.

(b) Records of temperatures shall be maintained for a minimum of five years, and shall be made available to the Department upon request.

[Plan Approval 20-194D, Section E, Condition #008.]

009 [25 Pa. Code §127.12b]**Plan approval terms and conditions.**

The pressure drop across the collector shall be recorded on a monthly basis. A log that shall include the pressure drop, date and time of the pressure drop and person recording the information shall be maintained and kept on file for at least five years and made available to Department personnel upon request. The facility can make a written request to change the frequency of recording the pressure drop after the dust collector has been in operation for three months. The requested change can be made with the approval of the Department.

[Plan Approval 20-194D, Section E, Condition #009.]

010 [25 Pa. Code §127.12b]**Plan approval terms and conditions.**

An inspection/maintenance log for the dust collector and RTO shall be maintained on site. The log shall contain all records of maintenance, as suggested by the manufacturer.

[Plan Approval 20-194D, Section E, Condition #010.]

011 [25 Pa. Code §127.12b]**Plan approval terms and conditions.**

Continuous records of exhaust flow through the RTO shall be maintained for a minimum of five years, and shall be made available to the Department upon request.

[Plan Approval 20-194D, Section E, Condition #011.]

012 [40 CFR Part 63 NESHAPS for Source Categories §40 CFR 63.998]**Subpart SS - National Emission Standards for Closed Vent Systems, Control Devices, Recovery Devices and Routing to a Fuel Gas System or a Process****Recordkeeping requirements.**

[This source is subject to the Subpart SS recordkeeping requirements of 40 CFR 63.998 contained in Section C, Additional Requirements, of this operating permit.]

**SECTION E. Source Group Restrictions.****V. REPORTING REQUIREMENTS.****# 013 [40 CFR Part 63 NESHAPS for Source Categories §40 CFR 63.8000]****Subpart HHHHH - National Emission Standards for Hazardous Air Pollutants: Miscellaneous Coating Manufacturing**
What are my general requirements for complying with this subpart?

[This source is subject to the Subpart HHHHH reporting requirements of 40 CFR 63.8000 (d)(7) listed in Section C, Additional Requirements, of this operating permit.]

VI. WORK PRACTICE REQUIREMENTS.**# 014 [25 Pa. Code §127.12b]****Plan approval terms and conditions.**

A continuous temperature recorder shall be installed to measure and record the temperature in the thermal oxidizer.

[Plan Approval 20-194D, Section E, Condition #015.]

015 [25 Pa. Code §127.12b]**Plan approval terms and conditions.**

(a) The permittee shall perform a weekly preventive maintenance inspection of control devices.

(b) The permittee shall operate the control devices at all times that this source is in operation.

(c) The permittee shall maintain and operate this source and the control devices in accordance with the manufacturers' specifications. The facility shall maintain a copy of the manufacturers' specifications onsite.

[Plan Approval 20-194D, Section E, Condition #016.]

016 [25 Pa. Code §127.12b]**Plan approval terms and conditions.**

A magnehelic guage shall be permanently installed and maintained at a conveniently readable location to indicate the pressure drop across the dust collector.

[Plan Approval 20-194D, Section E, Condition #017.]

017 [25 Pa. Code §127.12b]**Plan approval terms and conditions.**

Whenever a condition in this permit requires the measurement of pressure drop across any part of the unit or its control device, the gauge employed shall have a scale such that the expected normal reading shall be no less than twenty percent (20%) of full scale.

[Plan Approval 20-194D, Section E, Condition #018.]

018 [25 Pa. Code §127.12b]**Plan approval terms and conditions.**

Operating parameters established during the most recent stack test approved by the Department will become the new operating parameter limits for the RTO and RTO dust collector. Operating parameters shall include minimum RTO operating temperature, minimum RTO retention time, maximum RTO exhaust flowrate, and RTO dust collector (C06) pressure drop range.

[Plan Approval 20-194D, Section E, Conditions #014 & #020.]

019 [25 Pa. Code §127.12b]**Plan approval terms and conditions.**

Twenty percent of the total number of cartridges in the dust collector is required to be on site (4 cartridges) for emergency replacement.

[Plan Approval 20-194D, Section E, Condition #019.]

020 [25 Pa. Code §127.25]**Compliance requirement.**

A person may not cause or permit the operation of a source subject to 127.11 (relating to plan approval requirements),

**SECTION E. Source Group Restrictions.**

unless the source and air cleaning devices identified in the application for the plan approval and the plan approval issued to the source, are operated and maintained in accordance with specifications in the application and conditions in the plan approval issued by the Department. A person may not cause or permit the operation of an air contamination source subject to this chapter in a manner inconsistent with good operating practices.

VII. ADDITIONAL REQUIREMENTS.

No additional requirements exist except as provided in other sections of this permit including Section B (Title V General Requirements).

***** Permit Shield in Effect. *****

**SECTION E. Source Group Restrictions.**

Group Name: SUBPART DDDDD REQUIREMENTS

Group Description:

Sources included in this group

ID	Name
001	PROCESS BOILER
004	PROCESS BOILER (NEW)

I. RESTRICTIONS.

No additional requirements exist except as provided in other sections of this permit including Section B (Title V General Requirements).

II. TESTING REQUIREMENTS.

No additional testing requirements exist except as provided in other sections of this permit including Section B (Title V General Requirements).

III. MONITORING REQUIREMENTS.

No additional monitoring requirements exist except as provided in other sections of this permit including Section B (Title V General Requirements).

IV. RECORDKEEPING REQUIREMENTS.**# 001 [40 CFR Part 63 NESHAPS for Source Categories §40 CFR 63.7555]****Subpart DDDDD - National Emission Standards for Hazardous Air Pollutants for Major Sources: Industrial, Commercial and Institutional Boilers and Process Heaters.****What records must I keep?**

(a) You must keep records according to paragraphs (a)(1) and (2) of this section.

(1) A copy of each notification and report that you submitted to comply with this subpart, including all documentation supporting any Initial Notification or Notification of Compliance Status or semiannual compliance report that you submitted, according to the requirements in §63.10(b)(2)(xiv).

(2) Records of performance tests, fuel analyses, or other compliance demonstrations and performance evaluations as required in §63.10(b)(2)(vii).

(3) [Does not apply]

(b) - (g) [Do not apply]

(h) If you operate a unit in the unit designed to burn gas 1 subcategory that is subject to this subpart, and you use an alternative fuel other than natural gas, refinery gas, gaseous fuel subject to another subpart under this part, other gas 1 fuel, or gaseous fuel subject to another subpart of this part or part 60, 61, or 65, you must keep records of the total hours per calendar year that alternative fuel is burned and the total hours per calendar year that the unit operated during periods of gas curtailment or gas supply emergencies.

[76 FR 15664, Mar. 21, 2011, as amended at 78 FR 7185, Jan. 31, 2013; 80 FR 72816, Nov. 20, 2015]

002 [40 CFR Part 63 NESHAPS for Source Categories §40 CFR 63.7560]**Subpart DDDDD - National Emission Standards for Hazardous Air Pollutants for Major Sources: Industrial, Commercial and Institutional Boilers and Process Heaters.****In what form and how long must I keep my records?**

(a) Your records must be in a form suitable and readily available for expeditious review, according to §63.10(b)(1).

(b) As specified in §63.10(b)(1), you must keep each record for 5 years following the date of each occurrence, measurement, maintenance, corrective action, report, or record.

(c) You must keep each record on site, or they must be accessible from on site (for example, through a computer network), for at least 2 years after the date of each occurrence, measurement, maintenance, corrective action, report, or record,

**SECTION E. Source Group Restrictions.**

according to §63.10(b)(1). You can keep the records off site for the remaining 3 years.

V. REPORTING REQUIREMENTS.**# 003 [40 CFR Part 63 NESHAPS for Source Categories §40 CFR 63.7530]****Subpart DDDDD - National Emission Standards for Hazardous Air Pollutants for Major Sources: Industrial, Commercial and Institutional Boilers and Process Heaters.****How do I demonstrate initial compliance with the emission limitations, fuel specifications and work practice standards?**

(a) - (c) [Do not apply]

(d) [Reserved]

(e) You must include with the Notification of Compliance Status a signed certification that either the energy assessment was completed according to Table 3 to this subpart, and that the assessment is an accurate depiction of your facility at the time of the assessment, or that the maximum number of on-site technical hours specified in the definition of energy assessment applicable to the facility has been expended.

(f) You must submit the Notification of Compliance Status containing the results of the initial compliance demonstration according to the requirements in §63.7545(e).

(g) - (i) [Do not apply]

[76 FR 15664, Mar. 21, 2011, as amended at 78 FR 7174, Jan. 31, 2013; 80 FR 72811, Nov. 20, 2015]

004 [40 CFR Part 63 NESHAPS for Source Categories §40 CFR 63.7545]**Subpart DDDDD - National Emission Standards for Hazardous Air Pollutants for Major Sources: Industrial, Commercial and Institutional Boilers and Process Heaters.****What notifications must I submit and when?**

(a) You must submit to the Administrator all of the notifications in §§63.7(b) and (c), 63.8(e), (f)(4) and (6), and 63.9(b) through (h) that apply to you by the dates specified.

(b) As specified in §63.9(b)(2), if you startup your affected source before January 31, 2013, you must submit an Initial Notification not later than 120 days after January 31, 2013.

(c) - (d) [Do not apply]

(e) If you are required to conduct an initial compliance demonstration as specified in §63.7530, you must submit a Notification of Compliance Status according to §63.9(h)(2)(ii). For the initial compliance demonstration for each boiler or process heater, you must submit the Notification of Compliance Status, including all performance test results and fuel analyses, before the close of business on the 60th day following the completion of all performance test and/or other initial compliance demonstrations for all boiler or process heaters at the facility according to §63.10(d)(2). The Notification of Compliance Status report must contain all the information specified in paragraphs (e)(1) through (8) of this section, as applicable. If you are not required to conduct an initial compliance demonstration as specified in §63.7530(a), the Notification of Compliance Status must only contain the information specified in paragraphs (e)(1) and (8) of this section and must be submitted within 60 days of the compliance date specified at §63.7495(b).

(1) A description of the affected unit(s) including identification of which subcategories the unit is in, the design heat input capacity of the unit, a description of the add-on controls used on the unit to comply with this subpart, description of the fuel(s) burned, including whether the fuel(s) were a secondary material determined by you or the EPA through a petition process to be a non-waste under §241.3 of this chapter, whether the fuel(s) were a secondary material processed from discarded non-hazardous secondary materials within the meaning of §241.3 of this chapter, and justification for the selection of fuel(s) burned during the compliance demonstration.

(2) - (5) [Do not apply]

**SECTION E. Source Group Restrictions.**

(6) A signed certification that you have met all applicable emission limits and work practice standards.

(7) If you had a deviation from any emission limit, work practice standard, or operating limit, you must also submit a description of the deviation, the duration of the deviation, and the corrective action taken in the Notification of Compliance Status report.

(8) In addition to the information required in §63.9(h)(2), your notification of compliance status must include the following certification(s) of compliance, as applicable, and signed by a responsible official:

(i) "This facility completed the required initial tune-up for all of the boilers and process heaters covered by 40 CFR part 63 subpart DDDDD at this site according to the procedures in §63.7540(a)(10)(i) through (vi)."

(ii) "This facility has had an energy assessment performed according to §63.7530(e)."

(iii) [Does not apply]

(f) - (g) [Do not apply]

(h) If you have switched fuels or made a physical change to the boiler or process heater and the fuel switch or physical change resulted in the applicability of a different subcategory, you must provide notice of the date upon which you switched fuels or made the physical change within 30 days of the switch/change. The notification must identify:

(1) The name of the owner or operator of the affected source, as defined in §63.7490, the location of the source, the boiler(s) and process heater(s) that have switched fuels, were physically changed, and the date of the notice.

(2) The currently applicable subcategory under this subpart.

(3) The date upon which the fuel switch or physical change occurred.

[76 FR 15664, Mar. 21, 2011, as amended at 78 FR 7183, Jan. 31, 2013; 80 FR 72814, Nov. 20, 2015]

005 [40 CFR Part 63 NESHAPS for Source Categories §40 CFR 63.7550]

Subpart DDDDD - National Emission Standards for Hazardous Air Pollutants for Major Sources: Industrial, Commercial and Institutional Boilers and Process Heaters.

What reports must I submit and when?

(a) You must submit each report in Table 9 to this subpart that applies to you.

[Table 9 to Subpart DDDDD of Part 63]

1. You must submit a Compliance Report annually as part of the Title V compliance reporting program. The report must contain:

a. Information required in § 63.7550(c)(1) through (5); and

b. If there are no deviations from the requirements for work practice standards in Table 3 to this subpart that apply to you, a statement that there were no deviations from the work practice standards during the reporting period.

c. - d. [Do not apply]

[76 FR 15664, Mar. 21, 2011, as amended at 78 FR 7205, Jan. 31, 2013; 80 FR 72830, Nov. 20, 2015]

(b) Unless the EPA Administrator has approved a different schedule for submission of reports under §63.10(a), you must submit each report, according to paragraph (h) of this section, by the date in Table 9 to this subpart and according to the requirements in paragraphs (b)(1) through (4) of this section. For units that are subject only to a requirement to conduct subsequent annual, biennial, or 5-year tune-up according to §63.7540(a)(10), (11), or (12), respectively, and not subject to emission limits or Table 4 operating limits, you may submit only an annual, biennial, or 5-year compliance report, as applicable, as specified in paragraphs (b)(1) through (4) of this section, instead of a semi-annual compliance report.

**SECTION E. Source Group Restrictions.**

(1) The first semi-annual compliance report must cover the period beginning on the compliance date that is specified for each boiler or process heater in §63.7495 and ending on June 30 or December 31, whichever date is the first date that occurs at least 180 days after the compliance date that is specified for your source in §63.7495. If submitting an annual, biennial, or 5-year compliance report, the first compliance report must cover the period beginning on the compliance date that is specified for each boiler or process heater in §63.7495 and ending on December 31 within 1, 2, or 5 years, as applicable, after the compliance date that is specified for your source in §63.7495.

(2) The first semi-annual compliance report must be postmarked or submitted no later than July 31 or January 31, whichever date is the first date following the end of the first calendar half after the compliance date that is specified for each boiler or process heater in §63.7495. The first annual, biennial, or 5-year compliance report must be postmarked or submitted no later than January 31.

(3) Each subsequent semi-annual compliance report must cover the semiannual reporting period from January 1 through June 30 or the semiannual reporting period from July 1 through December 31. Annual, biennial, and 5-year compliance reports must cover the applicable 1-, 2-, or 5-year periods from January 1 to December 31.

(4) Each subsequent semi-annual compliance report must be postmarked or submitted no later than July 31 or January 31, whichever date is the first date following the end of the semiannual reporting period. Annual, biennial, and 5-year compliance reports must be postmarked or submitted no later than January 31.

(5) For each affected source that is subject to permitting regulations pursuant to part 70 or part 71 of this chapter, and if the permitting authority has established dates for submitting semiannual reports pursuant to 70.6(a)(3)(iii)(A) or 71.6(a)(3)(iii)(A), you may submit the first and subsequent compliance reports according to the dates the permitting authority has established in the permit instead of according to the dates in paragraphs (b)(1) through (4) of this section.

(c) A compliance report must contain the following information depending on how the facility chooses to comply with the limits set in this rule.

(1) If the facility is subject to the requirements of a tune up you must submit a compliance report with the information in paragraphs (c)(5)(i) through (iii) of this section, (xiv) and (xvii) of this section, and paragraph (c)(5)(iv) of this section for limited-use boiler or process heater.

(2) - (4) [Do not apply]

(5)(i) Company and Facility name and address.

(ii) Process unit information, emissions limitations, and operating parameter limitations.

(iii) Date of report and beginning and ending dates of the reporting period.

(iv) - (xii) [Do not apply]

(xiv) Include the date of the most recent tune-up for each unit subject to only the requirement to conduct an annual, biennial, or 5-year tune-up according to § 63.7540(a)(10), (11), or (12) respectively. Include the date of the most recent burner inspection if it was not done annually, biennially, or on a 5-year period and was delayed until the next scheduled or unscheduled unit shutdown.

(xv) - (xvi) [Do not apply]

(xvii) Statement by a responsible official with that official's name, title, and signature, certifying the truth, accuracy, and completeness of the content of the report.

(xviii) [Does not apply]

(d) - (e) [Do not apply]

(f) - (g) [Reserved]

**SECTION E. Source Group Restrictions.**

(h) You must submit the reports according to the procedures specified in paragraphs (h)(1) through (3) of this section.

(1) - (2) [Do not apply]

(3) You must submit all reports required by Table 9 of this subpart electronically to the EPA via the CEDRI. (CEDRI can be accessed through the EPA's CDX.) You must use the appropriate electronic report in CEDRI for this subpart. Instead of using the electronic report in CEDRI for this subpart, you may submit an alternate electronic file consistent with the XML schema listed on the CEDRI Web site (<http://www.epa.gov/ttn/chief/cedri/index.html>), once the XML schema is available. If the reporting form specific to this subpart is not available in CEDRI at the time that the report is due, you must submit the report to the Administrator at the appropriate address listed in §63.13. You must begin submitting reports via CEDRI no later than 90 days after the form becomes available in CEDRI.

[78 FR 7183, Jan. 31, 2013, as amended at 80 FR 72814, Nov. 20, 2015]

006 [40 CFR Part 63 NESHAPS for Source Categories §40 CFR 63.9]

Subpart A--General Provisions

Notification requirements.

[Refer to Section C, Site Level Requirements, under Reporting Requirements for §63.9]

VI. WORK PRACTICE REQUIREMENTS.

007 [40 CFR Part 63 NESHAPS for Source Categories §40 CFR 63.7500]

Subpart DDDDD - National Emission Standards for Hazardous Air Pollutants for Major Sources: Industrial, Commercial and Institutional Boilers and Process Heaters.

What emission limits, work practice standards, and operating limits must I meet?

(a) You must meet the requirements in paragraphs (a)(1) through (3) of this section, except as provided in paragraphs (b), through (e) of this section. You must meet these requirements at all times the affected unit is operating, except as provided in paragraph (f) of this section.

(1) You must meet each work practice standard in Table 3 to this subpart that applies to your boiler or process heater, for each boiler or process heater at your source, except as provided under §63.7522.

[Table 3 to Subpart DDDDD of Part 63]

2. If your unit is a new or existing boiler or process heater without a continuous oxygen trim system and with heat input capacity of less than 10 million Btu per hour in the unit designed to burn heavy liquid or unit designed to burn solid fuel subcategories; or a new or existing boiler or process heater with heat input capacity of less than 10 million Btu per hour, but greater than 5 million Btu per hour, in any of the following subcategories: unit designed to burn gas 1; unit designed to burn gas 2 (other); or unit designed to burn light liquid, you must conduct a tune-up of the boiler or process heater biennially as specified in §63.7540.

4. If your unit is an existing boiler or process heater located at a major source facility, you must have a one-time energy assessment performed by a qualified energy assessor. An energy assessment completed on or after January 1, 2008, that meets or is amended to meet the energy assessment requirements in this table, satisfies the energy assessment requirement. A facility that operates under an energy management program compatible with ISO 50001 that includes the affected units also satisfies the energy assessment requirement. The energy assessment must include the following with extent of the evaluation for items a. to e. appropriate for the on-site technical hours listed in § 63.7575:

- a. A visual inspection of the boiler or process heater system.
- b. An evaluation of operating characteristics of the boiler or process heater systems, specifications of energy using systems, operating and maintenance procedures, and unusual operating constraints.
- c. An inventory of major energy use systems consuming energy from affected boilers and process heaters and which are under the control of the boiler/process heater owner/operator.
- d. A review of available architectural and engineering plans, facility operation and maintenance procedures and logs, and fuel usage.

**SECTION E. Source Group Restrictions.**

- e. A review of the facility's energy management practices and provide recommendations for improvements consistent with the definition of energy management practices, if identified.
- f. A list of cost-effective energy conservation measures that are within the facility's control.
- g. A list of the energy savings potential of the energy conservation measures identified.
- h. A comprehensive report detailing the ways to improve efficiency, the cost of specific improvements, benefits, and the time frame for recouping those investments.

[78 FR 7198, Jan. 31, 2013, as amended at 80 FR 72823, Nov. 20, 2015]

(i) - (iii) [Do not apply]

(2) [Does not apply]

(3) At all times, you must operate and maintain any affected source (as defined in § 63.7490), including associated air pollution control equipment and monitoring equipment, in a manner consistent with safety and good air pollution control practices for minimizing emissions. Determination of whether such operation and maintenance procedures are being used will be based on information available to the Administrator that may include, but is not limited to, monitoring results, review of operation and maintenance procedures, review of operation and maintenance records, and inspection of the source.

(b) As provided in §63.6(g), EPA may approve use of an alternative to the work practice standards in this section.

(c) - (d) [Do not apply]

(e) Boilers and process heaters in the units designed to burn gas 1 fuels subcategory with a heat input capacity greater than 5 million Btu per hour and less than 10 million Btu per hour must complete a tune-up every 2 years as specified in §63.7540. Boilers and process heaters in the units designed to burn gas 1 fuels subcategory are not subject to the emission limits in Tables 1 and 2 or 11 through 13 to this subpart, or the operating limits in Table 4 to this subpart.

(f) [Does not apply]

[76 FR 15664, Mar. 21, 2011, as amended at 78 FR 7163, Jan. 31, 2013; 80 FR 72807, Nov. 20, 2015]

008 [40 CFR Part 63 NESHAPS for Source Categories §40 CFR 63.7505]

Subpart DDDDD - National Emission Standards for Hazardous Air Pollutants for Major Sources: Industrial, Commercial and Institutional Boilers and Process Heaters.

What are my general requirements for complying with this subpart?

(a) You must be in compliance with the emission limits, work practice standards, and operating limits in this subpart. These emission and operating limits apply to you at all times the affected unit is operating except for the periods noted in §63.7500(f).

(b) [Reserved]

(c) - (e) [Do not apply]

[76 FR 15664, Mar. 21, 2011, as amended at 78 FR 7164, Jan. 31, 2013; 80 FR 72807, Nov. 20, 2015]

009 [40 CFR Part 63 NESHAPS for Source Categories §40 CFR 63.7510]

Subpart DDDDD - National Emission Standards for Hazardous Air Pollutants for Major Sources: Industrial, Commercial and Institutional Boilers and Process Heaters.

What are my initial compliance requirements and by what date must I conduct them?

(a) - (d) [Do not apply]

(e) For existing affected sources (as defined in §63.7490), you must complete an initial tune-up by following the procedures described in §63.7540(a)(10)(i) through (vi) no later than the compliance date specified in §63.7495, except as specified in paragraph (j) of this section. You must complete the one-time energy assessment specified in Table 3 to this subpart no

**SECTION E. Source Group Restrictions.**

later than the compliance date specified in §63.7495.

(f) - (i) [Do not apply]

(j) For existing affected sources (as defined in §63.7490) that have not operated between the effective date of the rule and the compliance date that is specified for your source in §63.7495, you must complete an initial tune-up by following the procedures described in §63.7540(a)(10)(i) through (vi) no later than 30 days after the re-start of the affected source and, if applicable, complete the one-time energy assessment specified in Table 3 to this subpart, no later than the compliance date specified in §63.7495.

(k) For affected sources, as defined in §63.7490, that switch subcategories consistent with §63.7545(h) after the initial compliance date, you must demonstrate compliance within 60 days of the effective date of the switch, unless you had previously conducted your compliance demonstration for this subcategory within the previous 12 months.

[78 FR 7164, Jan. 31, 2013, as amended at 80 FR 72808, Nov. 20, 2015]

010 [40 CFR Part 63 NESHAPS for Source Categories §40 CFR 63.7515]

Subpart DDDDD - National Emission Standards for Hazardous Air Pollutants for Major Sources: Industrial, Commercial and Institutional Boilers and Process Heaters.

When must I conduct subsequent performance tests or fuel analyses, or tune-ups?

(a) - (c) [Do not apply]

(d) If you are required to meet an applicable tune-up work practice standard, you must conduct an biennial performance tune-up according to §63.7540(a)(11). Each biennial tune-up specified in §63.7540(a)(11) must be conducted no more than 25 months after the previous tune-up.

(e) - (f) [Do not apply]

(g) You must complete a subsequent tune-up by following the procedures described in §63.7540(a)(10)(i) through (vi) and the schedule described in §63.7540(a)(13) for units that are not operating at the time of their scheduled tune-up.

(h) - (i) [Do not apply]

[78 FR 7165, Jan. 31, 2013, as amended at 80 FR 72808, Nov. 20, 2015]

011 [40 CFR Part 63 NESHAPS for Source Categories §40 CFR 63.7540]

Subpart DDDDD - National Emission Standards for Hazardous Air Pollutants for Major Sources: Industrial, Commercial and Institutional Boilers and Process Heaters.

How do I demonstrate continuous compliance with the emission limitations, fuel specifications and work practice standards?

(a) You must demonstrate continuous compliance with the work practice standards in Table 3 to this subpart according to the methods specified in Table 8 to this subpart and paragraphs (a)(1) through (19) of this section.

(1) - (10) [Do not apply]

(11) If your boiler or process heater has a heat input capacity of less than 10 million Btu per hour (except as specified in paragraph (a)(12) of this section), you must conduct a biennial tune-up of the boiler or process heater as specified in paragraphs (a)(10)(i) through (vi) of this section to demonstrate continuous compliance.

[From (a)(10)(i) through (vi) of this section]

(i) As applicable, inspect the burner, and clean or replace any components of the burner as necessary (you may perform the burner inspection any time prior to the tune-up or delay the burner inspection until the next scheduled unit shutdown). Units that produce electricity for sale may delay the burner inspection until the first outage, not to exceed 36 months from the previous inspection. At units where entry into a piece of process equipment or into a storage vessel is required to complete the tune-up inspections, inspections are required only during planned entries into the storage vessel or process equipment;

**SECTION E. Source Group Restrictions.**

(ii) Inspect the flame pattern, as applicable, and adjust the burner as necessary to optimize the flame pattern. The adjustment should be consistent with the manufacturer's specifications, if available;

(iii) Inspect the system controlling the air-to-fuel ratio, as applicable, and ensure that it is correctly calibrated and functioning properly (you may delay the inspection until the next scheduled unit shutdown). Units that produce electricity for sale may delay the inspection until the first outage, not to exceed 36 months from the previous inspection;

(iv) Optimize total emissions of CO. This optimization should be consistent with the manufacturer's specifications, if available, and with any NOX requirement to which the unit is subject;

(v) Measure the concentrations in the effluent stream of CO in parts per million, by volume, and oxygen in volume percent, before and after the adjustments are made (measurements may be either on a dry or wet basis, as long as it is the same basis before and after the adjustments are made). Measurements may be taken using a portable CO analyzer; and

(vi) Maintain on-site and submit, if requested by the Administrator, a report containing the information in paragraphs (a)(10)(vi)(A) through (C) of this section,

(A) The concentrations of CO in the effluent stream in parts per million by volume, and oxygen in volume percent, measured at high fire or typical operating load, before and after the tune-up of the boiler or process heater;

(B) A description of any corrective actions taken as a part of the tune-up; and

(C) The type and amount of fuel used over the 12 months prior to the tune-up, but only if the unit was physically and legally capable of using more than one type of fuel during that period. Units sharing a fuel meter may estimate the fuel used by each unit.

(12) [Does not apply]

(13) If the unit is not operating on the required date for a tune-up, the tune-up must be conducted within 30 calendar days of startup.

(14) - (19) [Do not apply]

(b) - (d) [Do not apply]

[78 FR 7179, Jan. 31, 2013, as amended at 80 FR 72813, Nov. 20, 2015]

VII. ADDITIONAL REQUIREMENTS.**# 012 [40 CFR Part 63 NESHAPS for Source Categories §40 CFR 63.7480]****Subpart DDDDD - National Emission Standards for Hazardous Air Pollutants for Major Sources: Industrial, Commercial and Institutional Boilers and Process Heaters.****What is the purpose of this subpart?**

This subpart establishes national emission limitations and work practice standards for hazardous air pollutants (HAP) emitted from industrial, commercial, and institutional boilers and process heaters located at major sources of HAP. This subpart also establishes requirements to demonstrate initial and continuous compliance with the emission limitations and work practice standards.

013 [40 CFR Part 63 NESHAPS for Source Categories §40 CFR 63.7485]**Subpart DDDDD - National Emission Standards for Hazardous Air Pollutants for Major Sources: Industrial, Commercial and Institutional Boilers and Process Heaters.****Am I subject to this subpart?**

You are subject to this subpart if you own or operate an industrial, commercial, or institutional boiler or process heater as defined in § 63.7575 that is located at, or is part of, a major source of HAP, except as specified in § 63.7491. For purposes of this subpart, a major source of HAP is as defined in § 63.2, except that for oil and natural gas production facilities, a major source of HAP is as defined in § 63.7575.

[78 FR 7162, Jan. 31, 2013]

**SECTION E. Source Group Restrictions.****# 014 [40 CFR Part 63 NESHAPS for Source Categories §40 CFR 63.7490]****Subpart DDDDD - National Emission Standards for Hazardous Air Pollutants for Major Sources: Industrial, Commercial and Institutional Boilers and Process Heaters.****What is the affected source of this subpart?**

(a) This subpart applies to new, reconstructed, and existing affected sources as described in paragraphs (a)(1) and (2) of this section.

(1) The affected source of this subpart is the collection at a major source of all existing industrial, commercial, and institutional boilers and process heaters within a subcategory as defined in § 63.7575.

(2) [Does not apply]

(b) - (c) [Do not apply]

(d) A boiler or process heater is existing if it is not new or reconstructed.

(e) [Does not apply]

[76 FR 15664, Mar. 21, 2011, as amended at 78 FR 7162, Jan. 31, 2013]

015 [40 CFR Part 63 NESHAPS for Source Categories §40 CFR 63.7495]**Subpart DDDDD - National Emission Standards for Hazardous Air Pollutants for Major Sources: Industrial, Commercial and Institutional Boilers and Process Heaters.****When do I have to comply with this subpart?**

(a) [Does not apply]

(b) If you have an existing boiler or process heater, you must comply with this subpart no later than January 31, 2016, except as provided in §63.6(i).

(c) [Does not apply]

(d) You must meet the notification requirements in §63.7545 according to the schedule in §63.7545 and in subpart A of this part. Some of the notifications must be submitted before you are required to comply with the emission limits and work practice standards in this subpart.

(e) - (i) [Do not apply]

[76 FR 15664, Mar. 21, 2011, as amended at 78 FR 7162, Jan. 31, 2013; 80 FR 72807, Nov. 20, 2015]

016 [40 CFR Part 63 NESHAPS for Source Categories §40 CFR 63.7499]**Subpart DDDDD - National Emission Standards for Hazardous Air Pollutants for Major Sources: Industrial, Commercial and Institutional Boilers and Process Heaters.****What are the subcategories of boilers and process heaters?**

The subcategories of boilers and process heaters, as defined in § 63.7575 are:

(a) - (k) [Do not apply]

(l) Units designed to burn gas 1 fuels.

(m) - (p) [Do not apply]

(q) Units designed to burn liquid fuel.

(r) - (t) [Do not apply]

(u) Units designed to burn light liquid fuel.

**SECTION E. Source Group Restrictions.**

[76 FR 15664, Mar. 21, 2011, as amended at 78 FR 7163, Jan. 31, 2013]

017 [40 CFR Part 63 NESHAPS for Source Categories §40 CFR 63.7565]**Subpart DDDDD - National Emission Standards for Hazardous Air Pollutants for Major Sources: Industrial, Commercial and Institutional Boilers and Process Heaters.****What parts of the General Provisions apply to me?**

Table 10 to this subpart shows which parts of the General Provisions in §§63.1 through 63.15 apply to you.

[Please refer to Table 10 to Subpart DDDDD of Part 63.]

018 [40 CFR Part 63 NESHAPS for Source Categories §40 CFR 63.7570]**Subpart DDDDD - National Emission Standards for Hazardous Air Pollutants for Major Sources: Industrial, Commercial and Institutional Boilers and Process Heaters.****Who implements and enforces this subpart?**

(a) This subpart can be implemented and enforced by the EPA, or an Administrator such as your state, local, or tribal agency. If the EPA Administrator has delegated authority to your state, local, or tribal agency, then that agency (as well as the EPA) has the authority to implement and enforce this subpart. You should contact your EPA Regional Office to find out if this subpart is delegated to your state, local, or tribal agency.

(b) In delegating implementation and enforcement authority of this subpart to a state, local, or tribal agency under 40 CFR part 63, subpart E, the authorities listed in paragraphs (b)(1) through (4) of this section are retained by the EPA Administrator and are not transferred to the state, local, or tribal agency, however, the EPA retains oversight of this subpart and can take enforcement actions, as appropriate.

(1) Approval of alternatives to the emission limits and work practice standards in §63.7500(a) and (b) under §63.6(g), except as specified in §63.7555(d)(13).

(2) Approval of major change to test methods in Table 5 to this subpart under §63.7(e)(2)(ii) and (f) and as defined in §63.90, and alternative analytical methods requested under §63.7521(b)(2).

(3) Approval of major change to monitoring under §63.8(f) and as defined in §63.90, and approval of alternative operating parameters under §§63.7500(a)(2) and 63.7522(g)(2).

(4) Approval of major change to recordkeeping and reporting under §63.10(e) and as defined in §63.90.

[76 FR 15664, Mar. 21, 2011, as amended at 78 FR 7186, Jan. 31, 2013; 80 FR 72817, Nov. 20, 2015]

019 [40 CFR Part 63 NESHAPS for Source Categories §40 CFR 63.7575]**Subpart DDDDD - National Emission Standards for Hazardous Air Pollutants for Major Sources: Industrial, Commercial and Institutional Boilers and Process Heaters.****What definitions apply to this subpart?**

[Refer to 40 CFR §63.7575 for all definitions applicable to Subpart DDDDD. Some select definitions are as follows:]

Gaseous fuel includes, but is not limited to, natural gas, process gas, landfill gas, coal derived gas, refinery gas, and biogas. Blast furnace gas and process gases that are regulated under another subpart of this part, or part 60, part 61, or part 65 of this chapter, are exempted from this definition.

Light liquid includes distillate oil, biodiesel, or vegetable oil.

Liquid fuel includes, but is not limited to, light liquid, heavy liquid, any form of liquid fuel derived from petroleum, used oil, liquid biofuels, biodiesel, and vegetable oil.

Unit designed to burn gas 1 subcategory includes any boiler or process heater that burns only natural gas, refinery gas, and/or other gas 1 fuels. Gaseous fuel boilers and process heaters that burn liquid fuel for periodic testing of liquid fuel, maintenance, or operator training, not to exceed a combined total of 48 hours during any calendar year, are included in this definition. Gaseous fuel boilers and process heaters that burn liquid fuel during periods of gas curtailment or gas supply



SECTION E. Source Group Restrictions.

interruptions of any duration are also included in this definition.

***** Permit Shield in Effect. *****

**SECTION E. Source Group Restrictions.**

Group Name: SUBPART III REQUIREMENTS

Group Description:

Sources included in this group

ID	Name
9242	NORTH DIESEL FIRE WATER PUMP

I. RESTRICTIONS.**Emission Restriction(s).****# 001 [40 CFR Part 60 Standards of Performance for New Stationary Sources §40 CFR 60.4205]****Subpart III - Standards of Performance for Stationary Compression Ignition Internal Combustion Engines****What emission standards must I meet for emergency engines if I am an owner or operator of a stationary CI internal cor**

(a) - (b) [Do not apply]

(c) Owners and operators of fire pump engines with a displacement of less than 30 liters per cylinder must comply with the emission standards in table 4 to this subpart, for all pollutants.

 [From Table 4 to Subpart III of Part 60]

Maximum engine power 75=KW<130 (100=HP<175)	Model year(s) 2010+*	g/kW-hr (g/hp-hr)	
		NMHC + NOX 4.0 (3.0)	PM 0.30 (0.22)

(d) - (f) [Do not apply]

[71 FR 39172, July 11, 2006, as amended at 76 FR 37969, June 28, 2011]

Fuel Restriction(s).**# 002 [40 CFR Part 60 Standards of Performance for New Stationary Sources §40 CFR 60.4207]****Subpart III - Standards of Performance for Stationary Compression Ignition Internal Combustion Engines****What fuel requirements must I meet if I am an owner or operator of a stationary CI internal combustion engine subject to**

(a) [Does not apply]

(b) Beginning October 1, 2010, owners and operators of stationary CI ICE subject to this subpart with a displacement of less than 30 liters per cylinder that use diesel fuel must use diesel fuel that meets the requirements of 40 CFR 80.510(b) for nonroad diesel fuel, except that any existing diesel fuel purchased (or otherwise obtained) prior to October 1, 2010, may be used until depleted.

 [From 40 CFR 80.510(b):]

(b) Beginning June 1, 2010. Except as otherwise specifically provided in this subpart, all NR and LM diesel fuel is subject to the following per-gallon standards:

(1) Sulfur content.

(i) 15 ppm maximum for NR diesel fuel.

(ii) [Does not apply]

(2) Cetane index or aromatic content, as follows:

(i) A minimum cetane index of 40; or

(ii) A maximum aromatic content of 35 volume percent.

 (c) [Reserved]

**SECTION E. Source Group Restrictions.**

(d) - (e) [Do not apply]

[71 FR 39172, July 11, 2006, as amended at 76 FR 37969, June 28, 2011; 78 FR 6695, Jan. 30, 2013]

Operation Hours Restriction(s).**# 003 [40 CFR Part 60 Standards of Performance for New Stationary Sources §40 CFR 60.4211]****Subpart III - Standards of Performance for Stationary Compression Ignition Internal Combustion Engines****What are my compliance requirements if I am an owner or operator of a stationary CI internal combustion engine?**

[From 40 CFR §60.4211(f):]

(f) If you own or operate an emergency stationary ICE, you must operate the emergency stationary ICE according to the requirements in paragraphs (f)(1) through (3) of this section. In order for the engine to be considered an emergency stationary ICE under this subpart, any operation other than emergency operation, maintenance and testing, emergency demand response, and operation in non-emergency situations for 50 hours per year, as described in paragraphs (f)(1) through (3) of this section, is prohibited. If you do not operate the engine according to the requirements in paragraphs (f)(1) through (3) of this section, the engine will not be considered an emergency engine under this subpart and must meet all requirements for non-emergency engines.

(1) There is no time limit on the use of emergency stationary ICE in emergency situations.

(2) You may operate your emergency stationary ICE for any combination of the purposes specified in paragraphs (f)(2)(i) through (iii) of this section for a maximum of 100 hours per calendar year. Any operation for non-emergency situations as allowed by paragraph (f)(3) of this section counts as part of the 100 hours per calendar year allowed by this paragraph (f)(2).

(i) Emergency stationary ICE may be operated for maintenance checks and readiness testing, provided that the tests are recommended by federal, state or local government, the manufacturer, the vendor, the regional transmission organization or equivalent balancing authority and transmission operator, or the insurance company associated with the engine. The owner or operator may petition the Administrator for approval of additional hours to be used for maintenance checks and readiness testing, but a petition is not required if the owner or operator maintains records indicating that federal, state, or local standards require maintenance and testing of emergency ICE beyond 100 hours per calendar year.

(ii) - (iii) [Paragraphs 60.4211(f)(2)(ii)-(iii) were vacated by the U.S. Court of Appeals on May 1, 2015.]

(3) [Does not apply]

II. TESTING REQUIREMENTS.

No additional testing requirements exist except as provided in other sections of this permit including Section B (Title V General Requirements).

III. MONITORING REQUIREMENTS.**# 004 [40 CFR Part 60 Standards of Performance for New Stationary Sources §40 CFR 60.4209]****Subpart III - Standards of Performance for Stationary Compression Ignition Internal Combustion Engines****What are the monitoring requirements if I am an owner or operator of a stationary CI internal combustion engine?**

If you are an owner or operator, you must meet the monitoring requirements of this section. In addition, you must also meet the monitoring requirements specified in §60.4211.

(a) If you are an owner or operator of an emergency stationary CI internal combustion engine that does not meet the standards applicable to non-emergency engines, you must install a non-resettable hour meter prior to startup of the engine.

(b) [Does not apply]

[71 FR 39172, July 11, 2006, as amended at 76 FR 37969, June 28, 2011]

**SECTION E. Source Group Restrictions.****IV. RECORDKEEPING REQUIREMENTS.**

No additional record keeping requirements exist except as provided in other sections of this permit including Section B (Title V General Requirements).

V. REPORTING REQUIREMENTS.

**# 005 [40 CFR Part 60 Standards of Performance for New Stationary Sources §40 CFR 60.4214]
Subpart III - Standards of Performance for Stationary Compression Ignition Internal Combustion Engines
What are my notification, reporting, and recordkeeping requirements if I am an owner or operator of a stationary CI internal combustion engine?**

(a) [Does not apply]

(b) If the stationary CI internal combustion engine is an emergency stationary internal combustion engine, the owner or operator is not required to submit an initial notification. Starting with the model years in table 5 to this subpart, if the emergency engine does not meet the standards applicable to non-emergency engines in the applicable model year, the owner or operator must keep records of the operation of the engine in emergency and non-emergency service that are recorded through the non-resettable hour meter. The owner must record the time of operation of the engine and the reason the engine was in operation during that time.

[From Table 5 to Subpart III of Part 60]

Engine power	Starting model year
56=KW<130 (75=HP<175)	2012

(c) - (d) [Does not apply]

(e) Owners or operators of stationary CI ICE equipped with AECs pursuant to the requirements of 40 CFR 1039.665 must report the use of AECs as required by 40 CFR 1039.665(e).

[71 FR 39172, July 11, 2006, as amended at 78 FR 6696, Jan. 30, 2013; 81 FR 44219, July 7, 2016]

VI. WORK PRACTICE REQUIREMENTS.

**# 006 [40 CFR Part 60 Standards of Performance for New Stationary Sources §40 CFR 60.4206]
Subpart III - Standards of Performance for Stationary Compression Ignition Internal Combustion Engines
How long must I meet the emission standards if I am an owner or operator of a stationary CI internal combustion engine?**

Owners and operators of stationary CI ICE must operate and maintain stationary CI ICE that achieve the emission standards as required in §§60.4204 and 60.4205 over the entire life of the engine.

[76 FR 37969, June 28, 2011]

**# 007 [40 CFR Part 60 Standards of Performance for New Stationary Sources §40 CFR 60.4211]
Subpart III - Standards of Performance for Stationary Compression Ignition Internal Combustion Engines
What are my compliance requirements if I am an owner or operator of a stationary CI internal combustion engine?**

(a) If you are an owner or operator and must comply with the emission standards specified in this subpart, you must do all of the following, except as permitted under paragraph (g) of this section:

(1) Operate and maintain the stationary CI internal combustion engine and control device according to the manufacturer's emission-related written instructions;

(2) Change only those emission-related settings that are permitted by the manufacturer; and

(3) Meet the requirements of 40 CFR parts 89, 94 and/or 1068, as they apply to you.

(b) [Does not apply]

(c) If you are an owner or operator of a 2007 model year and later stationary CI internal combustion engine and must comply with the emission standards specified in §60.4204(b) or §60.4205(b), or if you are an owner or operator of a CI fire pump

**SECTION E. Source Group Restrictions.**

engine that is manufactured during or after the model year that applies to your fire pump engine power rating in table 3 to this subpart and must comply with the emission standards specified in §60.4205(c), you must comply by purchasing an engine certified to the emission standards in §60.4204(b), or §60.4205(b) or (c), as applicable, for the same model year and maximum (or in the case of fire pumps, NFPA nameplate) engine power. The engine must be installed and configured according to the manufacturer's emission-related specifications, except as permitted in paragraph (g) of this section.

(d) - (e) [Do not apply]

(f) [Printed under Restrictions in this section of permit.]

(g) If you do not install, configure, operate, and maintain your engine and control device according to the manufacturer's emission-related written instructions, or you change emission-related settings in a way that is not permitted by the manufacturer, you must demonstrate compliance as follows:

(1) [Does not apply]

(2) If you are an owner or operator of a stationary CI internal combustion engine greater than or equal to 100 HP and less than or equal to 500 HP, you must keep a maintenance plan and records of conducted maintenance and must, to the extent practicable, maintain and operate the engine in a manner consistent with good air pollution control practice for minimizing emissions. In addition, you must conduct an initial performance test to demonstrate compliance with the applicable emission standards within 1 year of startup, or within 1 year after an engine and control device is no longer installed, configured, operated, and maintained in accordance with the manufacturer's emission-related written instructions, or within 1 year after you change emission-related settings in a way that is not permitted by the manufacturer.

(3) [Does not apply]

(h) The requirements for operators and prohibited acts specified in 40 CFR 1039.665 apply to owners or operators of stationary CI ICE equipped with AECs for qualified emergency situations as allowed by 40 CFR 1039.665.

[71 FR 39172, July 11, 2006, as amended at 76 FR 37970, June 28, 2011; 78 FR 6695, Jan. 30, 2013; 81 FR 44219, July 7, 2016]

VII. ADDITIONAL REQUIREMENTS.

**# 008 [40 CFR Part 60 Standards of Performance for New Stationary Sources §40 CFR 60.4200]
Subpart III - Standards of Performance for Stationary Compression Ignition Internal Combustion Engines
Am I subject to this subpart?**

(a) The provisions of this subpart are applicable to manufacturers, owners, and operators of stationary compression ignition (CI) internal combustion engines (ICE) and other persons as specified in paragraphs (a)(1) through (4) of this section. For the purposes of this subpart, the date that construction commences is the date the engine is ordered by the owner or operator.

(1) [Does not apply]

(2) Owners and operators of stationary CI ICE that commence construction after July 11, 2005, where the stationary CI ICE are:

(i) [Does not apply]

(ii) Manufactured as a certified National Fire Protection Association (NFPA) fire pump engine after July 1, 2006.

(3) - (4) [Do not apply]

(b) - (e) [Do not apply]

[71 FR 39172, July 11, 2006, as amended at 76 FR 37967, June 28, 2011]

**SECTION E. Source Group Restrictions.****# 009 [40 CFR Part 60 Standards of Performance for New Stationary Sources §40 CFR 60.4218]
Subpart III - Standards of Performance for Stationary Compression Ignition Internal Combustion Engines
What parts of the General Provisions apply to me?**

Table 8 to this subpart shows which parts of the General Provisions in §§60.1 through 60.19 apply to you.

[Please refer to Table 8 in Subpart III.]

**# 010 [40 CFR Part 60 Standards of Performance for New Stationary Sources §40 CFR 60.4219]
Subpart III - Standards of Performance for Stationary Compression Ignition Internal Combustion Engines
What definitions apply to this subpart?**

[Please refer to 40 CFR §60.4219 for a full list of definitions applicable to Subpart III.]

Emergency stationary internal combustion engine means any stationary reciprocating internal combustion engine that meets all of the criteria in paragraphs (1) through (3) of this definition. All emergency stationary ICE must comply with the requirements specified in §60.4211(f) in order to be considered emergency stationary ICE. If the engine does not comply with the requirements specified in §60.4211(f), then it is not considered to be an emergency stationary ICE under this subpart.

(1) The stationary ICE is operated to provide electrical power or mechanical work during an emergency situation. Examples include stationary ICE used to produce power for critical networks or equipment (including power supplied to portions of a facility) when electric power from the local utility (or the normal power source, if the facility runs on its own power production) is interrupted, or stationary ICE used to pump water in the case of fire or flood, etc.

(2) The stationary ICE is operated under limited circumstances for situations not included in paragraph (1) of this definition, as specified in §60.4211(f).

(3) The stationary ICE operates as part of a financial arrangement with another entity in situations not included in paragraph (1) of this definition only as allowed in §60.4211(f)(2)(ii) or (iii) and §60.4211(f)(3)(i).

Fire pump engine means an emergency stationary internal combustion engine certified to NFPA requirements that is used to provide power to pump water for fire suppression or protection.

*** **Permit Shield in Effect.** ***

**SECTION E. Source Group Restrictions.**

Group Name: SUBPART JJJJ GENERAL REQUIREMENTS

Group Description:

Sources included in this group

ID	Name
9240	EMERG. GENERATOR ENGINE (97.5 BHP)
9241	EMERG. GENERATOR ENGINE (97.5 BHP)
9243	CM-100 EMERGENCY BACKUP GENERATOR

I. RESTRICTIONS.**Fuel Restriction(s).****# 001 [40 CFR Part 60 Standards of Performance for New Stationary Sources §40 CFR 60.4243]****Subpart JJJJ - Standards of Performance for Stationary Spark Ignition Internal Combustion Engines****What are my compliance requirements if I am an owner or operator of a stationary SI internal combustion engine?**

[40 CFR §60.4243(e):]

(e) Owners and operators of stationary SI natural gas fired engines may operate their engines using propane for a maximum of 100 hours per year as an alternative fuel solely during emergency operations, but must keep records of such use. If propane is used for more than 100 hours per year in an engine that is not certified to the emission standards when using propane, the owners and operators are required to conduct a performance test to demonstrate compliance with the emission standards of §60.4233.

Operation Hours Restriction(s).**# 002 [40 CFR Part 60 Standards of Performance for New Stationary Sources §40 CFR 60.4243]****Subpart JJJJ - Standards of Performance for Stationary Spark Ignition Internal Combustion Engines****What are my compliance requirements if I am an owner or operator of a stationary SI internal combustion engine?**

[40 CFR §60.4243(d):]

(d) If you own or operate an emergency stationary ICE, you must operate the emergency stationary ICE according to the requirements in paragraphs (d)(1) through (3) of this section. In order for the engine to be considered an emergency stationary ICE under this subpart, any operation other than emergency operation, maintenance and testing, emergency demand response, and operation in non-emergency situations for 50 hours per year, as described in paragraphs (d)(1) through (3) of this section, is prohibited. If you do not operate the engine according to the requirements in paragraphs (d)(1) through (3) of this section, the engine will not be considered an emergency engine under this subpart and must meet all requirements for non-emergency engines.

(1) There is no time limit on the use of emergency stationary ICE in emergency situations.

(2) You may operate your emergency stationary ICE for any combination of the purposes specified in paragraphs (d)(2)(i) through (iii) of this section for a maximum of 100 hours per calendar year. Any operation for non-emergency situations as allowed by paragraph (d)(3) of this section counts as part of the 100 hours per calendar year allowed by this paragraph (d)(2).

(i) Emergency stationary ICE may be operated for maintenance checks and readiness testing, provided that the tests are recommended by federal, state or local government, the manufacturer, the vendor, the regional transmission organization or equivalent balancing authority and transmission operator, or the insurance company associated with the engine. The owner or operator may petition the Administrator for approval of additional hours to be used for maintenance checks and readiness testing, but a petition is not required if the owner or operator maintains records indicating that federal, state, or local standards require maintenance and testing of emergency ICE beyond 100 hours per calendar year.

(ii) [Paragraphs §60.4243(d)(2)(ii)-(iii) were vacated by the U.S. Court of Appeals on May 1, 2015.]

(3) Emergency stationary ICE may be operated for up to 50 hours per calendar year in non-emergency situations. The 50 hours of operation in non-emergency situations are counted as part of the 100 hours per calendar year for maintenance and testing and emergency demand response provided in paragraph (d)(2) of this section. Except as provided in paragraph (d)(3)(i) of this section, the 50 hours per year for non-emergency situations cannot be used for peak shaving or non-

**SECTION E. Source Group Restrictions.**

emergency demand response, or to generate income for a facility to an electric grid or otherwise supply power as part of a financial arrangement with another entity.

(i) [Does not apply]

(ii) [Reserved]

II. TESTING REQUIREMENTS.

No additional testing requirements exist except as provided in other sections of this permit including Section B (Title V General Requirements).

III. MONITORING REQUIREMENTS.

**# 003 [40 CFR Part 60 Standards of Performance for New Stationary Sources §40 CFR 60.4237]
Subpart JJJJ - Standards of Performance for Stationary Spark Ignition Internal Combustion Engines
What are the monitoring requirements if I am an owner or operator of an emergency stationary SI internal combustion engine?**

(a) [Does not apply]

(b) Starting on January 1, 2011, if the emergency stationary SI internal combustion engine that is greater than or equal to 130 HP and less than 500 HP that was built on or after January 1, 2011, does not meet the standards applicable to non-emergency engines, the owner or operator must install a non-resettable hour meter.

(c) If you are an owner or operator of an emergency stationary SI internal combustion engine that is less than 130 HP, was built on or after July 1, 2008, and does not meet the standards applicable to non-emergency engines, you must install a non-resettable hour meter upon startup of your emergency engine.

IV. RECORDKEEPING REQUIREMENTS.

**# 004 [40 CFR Part 60 Standards of Performance for New Stationary Sources §40 CFR 60.4245]
Subpart JJJJ - Standards of Performance for Stationary Spark Ignition Internal Combustion Engines
What are my notification, reporting, and recordkeeping requirements if I am an owner or operator of a stationary SI internal combustion engine?**

Owners or operators of stationary SI ICE must meet the following notification, reporting and recordkeeping requirements.

(a) Owners and operators of all stationary SI ICE must keep records of the information in paragraphs (a)(1) through (4) of this section.

(1) All notifications submitted to comply with this subpart and all documentation supporting any notification.

(2) Maintenance conducted on the engine.

(3) If the stationary SI internal combustion engine is a certified engine, documentation from the manufacturer that the engine is certified to meet the emission standards and information as required in 40 CFR parts 90, 1048, 1054, and 1060, as applicable.

(4) [Does not apply]

(b) For all stationary SI emergency ICE greater than or equal to 130 HP and less than 500 HP manufactured on or after July 1, 2011 that do not meet the standards applicable to non-emergency engines, the owner or operator of must keep records of the hours of operation of the engine that is recorded through the non-resettable hour meter. For all stationary SI emergency ICE greater than 25 HP and less than 130 HP manufactured on or after July 1, 2008, that do not meet the standards applicable to non-emergency engines, the owner or operator of must keep records of the hours of operation of the engine that is recorded through the non-resettable hour meter. The owner or operator must document how many hours are spent for emergency operation, including what classified the operation as emergency and how many hours are spent for non-emergency operation.

**SECTION E. Source Group Restrictions.**

(c) - (e) [Do not apply]

[73 FR 3591, Jan. 18, 2008, as amended at 73 FR 59177, Oct. 8, 2008; 78 FR 6697, Jan. 30, 2013; 81 FR 59809, Aug. 30, 2016]

V. REPORTING REQUIREMENTS.

No additional reporting requirements exist except as provided in other sections of this permit including Section B (Title V General Requirements).

VI. WORK PRACTICE REQUIREMENTS.

**# 005 [40 CFR Part 60 Standards of Performance for New Stationary Sources §40 CFR 60.4234]
Subpart JJJJ - Standards of Performance for Stationary Spark Ignition Internal Combustion Engines
How long must I meet the emission standards if I am an owner or operator of a stationary SI internal combustion engine?**

Owners and operators of stationary SI ICE must operate and maintain stationary SI ICE that achieve the emission standards as required in §60.4233 over the entire life of the engine.

**# 006 [40 CFR Part 60 Standards of Performance for New Stationary Sources §40 CFR 60.4243]
Subpart JJJJ - Standards of Performance for Stationary Spark Ignition Internal Combustion Engines
What are my compliance requirements if I am an owner or operator of a stationary SI internal combustion engine?**

(a) [Does not apply]

(1) If you operate and maintain the certified stationary SI internal combustion engine and control device according to the manufacturer's emission-related written instructions, you must keep records of conducted maintenance to demonstrate compliance, but no performance testing is required if you are an owner or operator. You must also meet the requirements as specified in 40 CFR part 1068, subparts A through D, as they apply to you. If you adjust engine settings according to and consistent with the manufacturer's instructions, your stationary SI internal combustion engine will not be considered out of compliance.

(2) [Does not apply]

(b) If you are an owner or operator of a stationary SI internal combustion engine and must comply with the emission standards specified in §60.4233(d) or (e), you must demonstrate compliance according to one of the methods specified in paragraphs (b)(1) and (2) of this section.

(1) Purchasing an engine certified according to procedures specified in this subpart, for the same model year and demonstrating compliance according to one of the methods specified in paragraph (a) of this section.

(2) [Does not apply]

(c) [Does not apply]

(d) - (e) [Printed under Restrictions in this section of permit.]

(f) - (i) [Do not apply]

[73 FR 3591, Jan. 18, 2008, as amended at 76 FR 37974, June 28, 2011; 78 FR 6697, Jan. 30, 2013]

VII. ADDITIONAL REQUIREMENTS.

**# 007 [40 CFR Part 60 Standards of Performance for New Stationary Sources §40 CFR 60.4230]
Subpart JJJJ - Standards of Performance for Stationary Spark Ignition Internal Combustion Engines
Am I subject to this subpart?**

(a) The provisions of this subpart are applicable to manufacturers, owners, and operators of stationary spark ignition (SI) internal combustion engines (ICE) as specified in paragraphs (a)(1) through (6) of this section. For the purposes of this subpart, the date that construction commences is the date the engine is ordered by the owner or operator.

**SECTION E. Source Group Restrictions.**

(1) - (3) [Do not apply]

(4) Owners and operators of stationary SI ICE that commence construction after June 12, 2006, where the stationary SI ICE are manufactured:

(i) - (ii) [Do not apply]

(iii) on or after July 1, 2008, for engines with a maximum engine power less than 500 HP; or

(iv) on or after January 1, 2009, for emergency engines with a maximum engine power greater than 19 KW (25 HP).

(5) - (6) [Do not apply]

(b) - (f) [Do not apply]

[73 FR 3591, Jan. 18, 2008, as amended at 76 FR 37972, June 28, 2011]

**# 008 [40 CFR Part 60 Standards of Performance for New Stationary Sources §40 CFR 60.4246]
Subpart JJJJ - Standards of Performance for Stationary Spark Ignition Internal Combustion Engines
What parts of the General Provisions apply to me?**

Table 3 to this subpart shows which parts of the General Provisions in §§60.1 through 60.19 apply to you. [Refer to Subpart JJJJ for Table 3.]

**# 009 [40 CFR Part 60 Standards of Performance for New Stationary Sources §40 CFR 60.4248]
Subpart JJJJ - Standards of Performance for Stationary Spark Ignition Internal Combustion Engines
What definitions apply to this subpart?**

[Please refer to 40 CFR §60.4248 for a full list of definitions applicable to Subpart JJJJ.]

Emergency stationary internal combustion engine means any stationary reciprocating internal combustion engine that meets all of the criteria in paragraphs (1) through (3) of this definition. All emergency stationary ICE must comply with the requirements specified in §60.4243(d) in order to be considered emergency stationary ICE. If the engine does not comply with the requirements specified in §60.4243(d), then it is not considered to be an emergency stationary ICE under this subpart.

(1) The stationary ICE is operated to provide electrical power or mechanical work during an emergency situation. Examples include stationary ICE used to produce power for critical networks or equipment (including power supplied to portions of a facility) when electric power from the local utility (or the normal power source, if the facility runs on its own power production) is interrupted, or stationary ICE used to pump water in the case of fire or flood, etc.

(2) The stationary ICE is operated under limited circumstances for situations not included in paragraph (1) of this definition, as specified in §60.4243(d).

(3) The stationary ICE operates as part of a financial arrangement with another entity in situations not included in paragraph (1) of this definition only as allowed in §60.4243(d)(2)(ii) or (iii) and §60.4243(d)(3)(i).

*** **Permit Shield in Effect.** ***

**SECTION E. Source Group Restrictions.**

Group Name: WASTEWATER - FFFF

Group Description: Wastewater streams (Group 2) subject to Subpart FFFF

Sources included in this group

ID	Name
10810	"NA BR / NA CL" WASTE BULK TANK
8280	AVN WASTE TANKS (2 @ 15K GALLONS EACH)

I. RESTRICTIONS.**Emission Restriction(s).****# 001 [40 CFR Part 63 NESHAPS for Source Categories §40 CFR 63.2485]****Subpart FFFF - National Emission Standards for Hazardous Air Pollutants: Miscellaneous Organic Chemical Manufacturing****What requirements must I meet for wastewater streams and liquid streams in open systems within an MCPU?**

(a) General. You must meet each requirement in Table 7 to this subpart that applies to your wastewater streams and liquid streams in open systems within an MCPU, except as specified in paragraphs (b) through (q) of this section.

(b) Wastewater HAP. Where §63.105 and §§63.132 through 63.148 refer to compounds in table 9 of subpart G of this part 63, the compounds in tables 8 and 9 to this subpart apply for the purposes of this subpart.

(c) [Does not apply]

(d) Wastewater tank requirements. (1) When §§63.133 and 63.147 reference floating roof requirements in §§63.119 and 63.120, the corresponding requirements in subpart WW of this part 63 may be applied for the purposes of this subpart.

(2) When §63.133(a) refers to table 10 of subpart G of this part 63, the maximum true vapor pressure in the table shall be limited to the HAP listed in tables 8 and 9 of this subpart FFFF.

(3) For the purposes of this subpart, the requirements of §63.133(a)(2) are satisfied by operating and maintaining a fixed roof if you demonstrate that the total soluble and partially soluble HAP emissions from the wastewater tank are no more than 5 percent higher than the emissions would be if the contents of the wastewater tank were not heated, treated by an exothermic reaction, or sparged.

(4) The emission limits specified in §§63.133(b)(2) and 63.139 for control devices used to control emissions from wastewater tanks do not apply during periods of planned routine maintenance of the control device(s) of no more than 240 hr/yr. You may request an extension to a total of 360 hr/yr in accordance with the procedures specified in §63.2470(d).

(e) Individual drain systems. The provisions of §63.136(e)(3) apply except as specified in paragraph (e)(1) of this section.

(1) A sewer line connected to drains that are in compliance with §63.136(e)(1) may be vented to the atmosphere, provided that the sewer line entrance to the first downstream junction box is water sealed and the sewer line vent pipe is designed as specified in §63.136(e)(2)(ii)(A).

(2) [Reserved]

(f) Closed-vent system requirements. Except as specified in §63.2450(e)(6), when §63.148(k) refers to closed vent systems that are subject to the requirements of §63.172, the requirements of either §63.172 or §63.1034 apply for the purposes of this subpart.

(g) [Does not apply]

(h) Alternative test methods. (1) As an alternative to the test methods specified in §63.144(b)(5)(i), you may use Method 8260 or 8270 as specified in §63.1257(b)(10)(iii).

(2) As an alternative to using the methods specified in §63.144(b)(5)(i), you may conduct wastewater analyses using Method 1666 or 1671 of 40 CFR part 136 and comply with the sampling protocol requirements specified in §63.144(b)(5)(ii). The validation requirements specified in §63.144(b)(5)(iii) do not apply if you use Method 1666 or 1671 of 40 CFR part 136.

**SECTION E. Source Group Restrictions.**

(3) As an alternative to using Method 18 of 40 CFR part 60, as specified in §§63.139(c)(1)(ii) and 63.145(i)(2), you may elect to use Method 25A of 40 CFR part 60 as specified in §63.997.

(4) As an alternative to using EPA Method 624 of 40 CFR part 136, appendix A, as specified in §63.144(b)(5)(i)(C), you may use ASTM D5790-95 (Reapproved 2012) (incorporated by reference, see §63.14) for the analysis of total organic HAP in wastewater samples. If you choose to use ASTM D5790-95 (Reapproved 2012), then you must also use the sampling procedures of EPA Method 25D 40 CFR part 60, appendix A-7, or an equivalent method.

(i) Offsite management and treatment option. (1) If you ship wastewater to an offsite treatment facility that meets the requirements of §63.138(h), you may elect to document in your notification of compliance status report that the wastewater will be treated as hazardous waste at a facility that meets the requirements of §63.138(h) as an alternative to having the offsite facility submit the certification specified in §63.132(g)(2).

(2) As an alternative to the management and treatment options specified in §63.132(g)(2), any affected wastewater stream (or residual removed from an affected wastewater stream) with a total annual average concentration of compounds in Table 8 to this subpart less than 50 ppmw may be transferred offsite in accordance with paragraphs (i)(2) (i) and (ii) of this section.

(i) The transferee (or you) must demonstrate that less than 5 percent of the HAP in Table 9 to this subpart is emitted from the waste management units up to the activated sludge unit.

(ii) The transferee must treat the wastewater stream or residual in a biological treatment unit in accordance with the requirement in paragraph (i)(2)(iii) of this section and the requirements of §§63.138 and 63.145 and the requirements referenced therein.

(iii) Beginning no later than the compliance dates specified in §63.2445(g), the requirement of §63.145(a)(3) no longer applies. Instead, the transferee must comply with the conditions specified in §63.2450(g)(6).

(j) You must determine the annual average concentration and annual average flowrate for wastewater streams for each MCPU. The procedures for flexible operation units specified in §63.144 (b) and (c) do not apply for the purposes of this subpart.

(k) Outlet concentration correction for supplemental gases. The requirement to correct outlet concentrations from combustion devices to 3-percent oxygen in §§63.139(c)(1)(ii) and 63.145(i)(6) applies only if supplemental gases are combined with a vent stream from a Group 1 wastewater stream. If emissions are controlled with a vapor recovery system as specified in §63.139(c)(2), you must correct for supplemental gases as specified in §63.2460(c)(6).

(l) Requirements for liquid streams in open systems. (1) References in §63.149 to §63.100(b) mean §63.2435(b) for the purposes of this subpart.

(2) When §63.149(e) refers to 40 CFR 63.100(l) (1) or (2), §63.2445(a) applies for the purposes of this subpart.

(3) When §63.149 uses the term “chemical manufacturing process unit,” the term “MCPU” applies for the purposes of this subpart.

(4) When §63.149(e)(1) refers to characteristics of water that contain compounds in Table 9 to 40 CFR part 63, subpart G, the characteristics specified in paragraphs (c) (1) through (3) of this section apply for the purposes of this subpart.

(5) When §63.149(e)(2) refers to characteristics of water that contain compounds in Table 9 to 40 CFR part 63, subpart G, the characteristics specified in paragraph (c)(2) of this section apply for the purposes of this subpart.

(m) When §63.132(f) refers to “a concentration of greater than 10,000 ppmw of table 9 compounds,” the phrase “a concentration of greater than 30,000 ppmw of total partially soluble HAP (PSHAP) and soluble HAP (SHAP) or greater than 10,000 ppmw of PSHAP” shall apply for the purposes of this subpart.

(n) [Does not apply]

**SECTION E. Source Group Restrictions.**

(o) Compliance records. Except as specified in paragraph (p) of this section, for each CPMS used to monitor a nonflare control device for wastewater emissions, you must keep records as specified in §63.998(c)(1) in addition to the records required in §63.147(d).

(p) Compliance records after date of compliance. Beginning no later than the compliance dates specified in §63.2445(g), paragraph (o) of this section no longer applies. Instead, for each CPMS used to monitor a nonflare control device for wastewater emissions, you must keep records as specified in §63.998(c)(1) in addition to the records required in §63.147(d), except that the provisions of §63.998(c)(1)(ii)(D), (E), (F), and (G) do not apply.

(q) Startup, shutdown, and malfunction referenced provisions. Beginning no later than the compliance dates specified in §63.2445(g), the referenced provisions specified in paragraphs (q)(1) through (5) of this section do not apply when demonstrating compliance with this section.

(1) Section 63.105(d) of subpart F and the phrase “as part of the start-up, shutdown, and malfunction plan required under §63.6(e)(3) of subpart A of this part” from §63.105(e) of subpart F.

(2) Section 63.132(b)(3)(i)(B) of subpart G.

(3) The phrase “or startup/shutdown/malfunction” in §63.132(f)(2) of subpart G.

(4) Section 63.148(f)(3) of subpart G.

(5) [Does not apply]

[68 FR 63888, Nov. 10, 2003, as amended at 70 FR 38559, July 1, 2005; 71 FR 40335, July 14, 2006; 85 FR 49144, Aug. 12, 2020]

II. TESTING REQUIREMENTS.

No additional testing requirements exist except as provided in other sections of this permit including Section B (Title V General Requirements).

III. MONITORING REQUIREMENTS.

No additional monitoring requirements exist except as provided in other sections of this permit including Section B (Title V General Requirements).

IV. RECORDKEEPING REQUIREMENTS.

No additional record keeping requirements exist except as provided in other sections of this permit including Section B (Title V General Requirements).

V. REPORTING REQUIREMENTS.

No additional reporting requirements exist except as provided in other sections of this permit including Section B (Title V General Requirements).

VI. WORK PRACTICE REQUIREMENTS.

No additional work practice requirements exist except as provided in other sections of this permit including Section B (Title V General Requirements).

VII. ADDITIONAL REQUIREMENTS.

No additional requirements exist except as provided in other sections of this permit including Section B (Title V General Requirements).

***** Permit Shield in Effect. *****



SECTION F. Alternative Operation Requirements.

No Alternative Operations exist for this Title V facility.

**SECTION G. Emission Restriction Summary.**

Source Id	Source Descriptor		
001	PROCESS BOILER		
Emission Limit		Pollutant	
4.000	Lbs/MMBTU	Over any 1-hour period.	SOX
0.400	Lbs/MMBTU		TSP
004	PROCESS BOILER (NEW)		
Emission Limit		Pollutant	
4.000	Lbs/MMBTU	Over any 1-hour period.	SOX
0.400	Lbs/MMBTU		TSP
010	MISC EXTERNAL COMBUSTION UNITS		
Emission Limit		Pollutant	
4.000	Lbs/MMBTU	Over any 1-hour period.	SOX
101	ADHESIVE MFG BLDG 8D		
Emission Limit		Pollutant	
0.040	gr/DRY FT3		TSP
102	URETHANE MANUFACTURING		
Emission Limit		Pollutant	
0.040	gr/DRY FT3		TSP
0.930	Tons/Mth	Urethane Pigment Tank 1	VOC
1.700	Tons/Mth	Urethane Kady Mill Room 2	VOC
2.350	Tons/Mth	Urethane Kady Mill Room 3	VOC
3.050	Tons/Mth	Hockmeyer Room 1	VOC
4.320	Tons/Mth	Urethane Hockmeyer Room 3	VOC
11.100	Tons/Yr	Urethane Pigment Tank 1, on a 12-month rolling basis.	VOC
20.400	Tons/Yr	Urethane Kady Mill Room 2, on a 12-month rolling basis	VOC
28.200	Tons/Yr	Urethane Kady Mill Room 3, on a 12-month rolling basis	VOC
36.500	Tons/Yr	Hockmeyer Room 1, on a 12-month rolling basis	VOC
51.800	Tons/Yr	Urethane Hockmeyer Room 3, on a 12-month rolling basis	VOC
103C	BLDG 8, CHEMLOK MIX TANKS		
Emission Limit		Pollutant	
31.700	Tons/Yr	All Subpart HHHHH process vessels combined	Hazardous Air Pollutants
0.020	gr/DRY FT3		TSP
104	ADHESIVE MANUFACTURING BLDG 8		
Emission Limit		Pollutant	
0.040	gr/DRY FT3		TSP

**SECTION G. Emission Restriction Summary.**

Source Id	Source Descriptor		
104A	TS-700, T-140, T-1000, TS-500, TS-1001, & PDM-300 MIXERS		
Emission Limit		Pollutant	
31.700	Tons/Yr	All Subpart HHHHH process vessels combined	Hazardous Air Pollutants
0.040	gr/DRY FT3		TSP
105	BLDG 1 MIX TANKS (CHEMLOK)		
Emission Limit		Pollutant	
31.700	Tons/Yr	All Subpart HHHHH process vessels combined	Hazardous Air Pollutants
0.020	gr/DRY FT3		TSP
0.040	gr/DRY FT3		TSP
1.480	Tons/Mth	CH 500-Gallon Mix Tank 2	VOC
17.760	Tons/Yr	CH 500-Gallon Mix Tank 2, on a 12-month rolling basis.	VOC
105A	PROCESS VESSEL ID #7004		
Emission Limit		Pollutant	
31.700	Tons/Yr	All Subpart HHHHH process vessels combined	Hazardous Air Pollutants
0.040	gr/DRY FT3		TSP
202	REACTOR RS-18, HOLD TANK, CONDENSER		
Emission Limit		Pollutant	
0.040	gr/DRY FT3		TSP
207	RG-21 REACTOR, CONDENSER, VAC PUMP & BROMINATION EXHAUSTS		
Emission Limit		Pollutant	
1.100	Tons/Yr	calculated as a 12-month rolling total	Hazardous Air Pollutants
0.200	Tons/Yr	calculated as a 12-month rolling total	Hydrogen Bromide
1.000	Tons/Yr	calculated as a 12-month rolling total	VOC
7000	MISC SMALL EMISSION UNITS		
Emission Limit		Pollutant	
0.040	gr/DRY FT3		TSP
0.410	Tons/Mth	RG-3	VOC
0.410	Tons/Mth	RS-12	VOC
0.480	Tons/Mth	RG-9	VOC
0.910	Tons/Mth	RS-4	VOC
1.330	Tons/Mth	RS-19	VOC
4.830	Tons/Yr	RS-12, on a 12-month rolling basis.	VOC
4.850	Tons/Yr	RG-3, on a 12-month rolling basis.	VOC
5.660	Tons/Yr	RG-9, on a 12-month rolling basis.	VOC
10.920	Tons/Yr	RS-4, on a 12-month rolling basis.	VOC
15.970	Tons/Yr	RS-19, on a 12-month rolling basis.	VOC

**SECTION G. Emission Restriction Summary.**

Source Id	Source Descriptor	Emission Limit	Pollutant
7000A	MISCELLANEOUS PROCESS VESSELS	31.700 Tons/Yr	Hazardous Air Pollutants
	All Subpart HHHHH process vessels combined		
7000C	PORTABLE PROCESS VESSELS REQUIRING COVERS	0.040 gr/DRY FT3	TSP
	1.000 Tons/Mth Grind Tanks		VOC
	11.900 Tons/Yr Grind Tanks, on a 12-month rolling basis.		VOC
7000F	MISC. BATCH PROCESS VENTS SUBJECT TO SUBPART FFFF	0.040 gr/DRY FT3	TSP
7010	BLDG 1 HOCHMEYER MIXER	0.040 gr/DRY FT3	TSP
7030	BLDG 1, DRUM FILLER STATION	0.040 gr/DRY FT3	TSP
7040	BLDG 1 WATER-BASED 750 GAL MIX TANK	0.040 gr/DRY FT3	TSP
7110	REACTOR RG-3, PACKAGING	0.040 gr/DRY FT3	TSP
7405	BLDG 5, RS-4 & RS-4TT	0.040 gr/DRY FT3	TSP
	4.200 Tons/Yr During any consecutive 12-month period.		VOC
7490	URETHANE ROOM 2 (4 MIX TANKS)	31.700 Tons/Yr	Hazardous Air Pollutants
	All Subpart HHHHH process vessels combined		
	0.040 gr/DRY FT3		TSP
7500	URETHANE ROOMS 2 & 3 (7 MIXERS)	0.040 gr/DRY FT3	TSP

**SECTION G. Emission Restriction Summary.**

Source Id	Source Description
7690	BLEND TANK (1800 GAL) - URETHANE ROOM 1
Emission Limit	
0.040 gr/DRY FT3	Pollutant TSP
7830	BARTLETT SNOW DRYER/GRINDER DBQDO DRYER/GRINDER
Emission Limit	
0.040 gr/DRY FT3	Pollutant TSP
7940	BLDG 8, CRANDALL DRUM FILLER STA
Emission Limit	
0.040 gr/DRY FT3	Pollutant TSP
7970	ROTARY DRUM FILTER & VACUUM PUMP
Emission Limit	
0.020 gr/DRY FT3	Pollutant TSP
7971	SIEMENS PLATE AND FRAME FILTER PRESS WITH WASH LIQUOR TANK
Emission Limit	
0.020 gr/DRY FT3	Pollutant TSP
7972	SIEMENS PLATE AND FRAME FILTER PRESS WITH WASH LIQUOR TANK
Emission Limit	
0.020 gr/DRY FT3	Pollutant TSP
Emission Limit	
0.040 gr/DRY FT3	Pollutant TSP
7980	REACTOR RG-9
Emission Limit	
0.040 gr/DRY FT3	Pollutant TSP
8100	REACTOR RS-13
Emission Limit	
0.040 gr/DRY FT3	Pollutant TSP
8130	REACTOR RS-12
Emission Limit	
0.040 gr/DRY FT3	Pollutant TSP
8150	REACTOR RG-30
Emission Limit	
4.600 Tons/Yr	12-month rolling total Pollutant VOC

**SECTION G. Emission Restriction Summary.**

Source Id	Source Descriptor
8280	AN WASTE TANKS (2 @ 15K GALLONS EACH)
Emission Limit	Pollutant
0.040 gr/DRY FT3	TSP
8330	INSIDE QDO GRINDER
Emission Limit	Pollutant
0.040 gr/DRY FT3	TSP
8340	OUTSIDE QDO GRINDER
Emission Limit	Pollutant
0.040 gr/DRY FT3	TSP
8350	DRYER SIDE OF QDO DRY/GRIND
Emission Limit	Pollutant
0.040 gr/DRY FT3	TSP
9240	EMERG. GENERATOR ENGINE (97.5 BHP)
Emission Limit	Pollutant
387.000 GRAMS/HP-Hr	CO
10.000 GRAMS/HP-Hr	NOx+NMHC
500.000 PPMV	Dry basis. SOX
0.040 gr/DRY FT3	TSP
9241	EMERG. GENERATOR ENGINE (97.5 BHP)
Emission Limit	Pollutant
387.000 GRAMS/HP-Hr	CO
10.000 GRAMS/HP-Hr	NOx+NMHC
500.000 PPMV	Dry basis. SOX
0.040 gr/DRY FT3	TSP
9242	NORTH DIESEL FIRE WATER PUMP
Emission Limit	Pollutant
3.000 GRAMS/HP-Hr	NOx+NMHC
4.000 GRAMS/KW-Hr	NOx+NMHC
0.220 GRAMS/HP-Hr	Particulate
0.300 GRAMS/KW-Hr	Particulate
500.000 PPMV	Dry basis. SOX
9243	CM-100 EMERGENCY BACKUP GENERATOR
Emission Limit	Pollutant
4.000 GRAMS/HP-Hr	CO
2.000 GRAMS/HP-Hr	NOX
500.000 PPMV	Dry basis. SOX
0.040 gr/DRY FT3	TSP
1.000 GRAMS/HP-Hr	excluding HCHO VOC

**SECTION G. Emission Restriction Summary.**

Source Id	Source Description

Site Emission Restriction Summary

Emission Limit		Pollutant
160.000 Tons/Yr	During any consecutive 12-month period.	VOC

**SECTION H. Miscellaneous.**

a) This facility has been operating under the following operating permits: 20-313-00002, 20-313-00007, 20-313-00013, 20-313-0014B, 20-313-00015, 20-313-00016, 20-313-0017A, 20-313-00019, 20-313-00020, 20-313-00021, GP-20-0194A, and RACT Permit #20-00194.

b) Source ID: 010 consists of the following combustion units.

EXHAUST # UNIT DESCRIPTION

7390	Hot Water Tank Vent
8520	Hot water tank, locker rm
8530	Hot water tank, locker rm
8540	Hot water tank, locker rm
8640	Boiler (250K gal water tank)
8650	Boiler (250K gal water tank)
8660	Reznor bldg heater
8690	Boiler (phenol tank)
8740	Lab heater furnace vent
8770	Hot water tank vent
8810	Furnace vent - pilot plant make-up air unit
8820	Same as 8810
9000	Hot water tank burner vent
9010	Reznor heater vent (bldg 2A breezeway)
9020	Same as 9000
9180	Reznor heater bldg 9A
9190	Reznor heater bldg 9B
9250	Hot water exhaust vent
9330	Reznor heater (locker rm)
9400	Reznor bldg heater
9620	HVAC exhaust (technician's area)
9630	HVAC exhaust (former retain rm)
9640	HVAC exhaust (main lab)
10110	HVAC (control rm)
10120	HVAC (locker rm)
10130	Latex area heating/air make-up unit
10140	Alpha-BRAN heating/air make-up unit
10150	Reactor area heating/air make-up unit (R621)
10160	Gen. mfg area heating/air make-up unit
10170	ACN area & chiller area heating/air make-up unit
10180	DCD area heating/air make-up unit
10890	Building 16C Make-up Air Unit Furnace (FV-1614)
10900	Building 16C Make-up Air Unit Furnace (FV-1615)
	2.4 mmBtu/hr AAON RN-055 in finished goods warehouse

c)(1) Source ID: 7000 consists of the following emission units.

EXHAUST # UNIT DESCRIPTION

7023	30 HP Hockmeyer Mixer
7024	1,200 Gallon Waterbase Tank
7070	Waste Staging Area Exhaust
7080	Chlorine Vaporizer Room Exhaust
7093	Mezzanine Exhaust
7094	Floor Level Flexible Exhaust Trunk
7121	Reactor RG-3 Scrubber Mezzanine Exhaust
7122	Floor Exhaust South East
7130	Reactor RG-3 Scrubber Tank Exhaust
7401	Reactor RS-4 Manway
7402	Reactor RS-4 Thinning Tank Manway
7403	Reactor RS-4 Reactor Floor Exhaust

**SECTION H. Miscellaneous.**

7404 Reactor RS-4 Mezzanine Exhaust
7410 Reactor RS-4 Mezzanine Exhaust
7440 Reactor RS-4 Roof Exhaust.
7475 Urethane Room #1 - Packaging (A-Frame Mixer)
7476 Urethane Room #1 - Floor Scale
7480 Urethane Room #1 - Packaging
7494 Urethane Room #1 - Packaging (Flock Lok)
7508 Urethane Rooms #3 Floorscale
7710 Bulk Drumming Station
7811 No. 4 Kady Mill Floor Exhaust
7813 Old #3 Sandmill Exhaust and Floor Exhaust
7820 Bartlett-Snow Dryer Steam Cleaning Station
7851 T-140 Vacuum Pump Exhaust
7852 TS-1000 Vacuum Pump Exhaust
7871 T-140 Mixer Floor Exhaust
7872 T-140 Mixer Packaging Area Exhaust
7882 Bldg. 8B Floor Scale Exhaust
7883 Hockmeyer (IA)
7891 Hockmeyer (IA)
7892 TS-1000 Mixer Dust Collection Hood
7901 TS-700, north side mezzanine
7902 TS-700, south side mezzanine
7903 TS-700, east side packaging
7904 TS-700, west side packaging
7912 TS-1000 Mixer Exhaust
7931 TS-700 Vacuum Pump Exhaust
7933 T-140 Vacuum Pump Exhaust
7952 Bldg. 8 Sandmill Floor Scale Exhaust
7953 Bldg. 8 Sandmill Drop #3 near scale
7954 Bldg. 8 Sandmill Drop #4 Packaging Equipment
7960 Reactor RG-7 Wall Exhaust South
7983 Reactor RG-20 Manway Exhaust
7983 Reactor RG-20 Manway Exhaust
7990 Reactor RG-9 Floor Scale Exhaust
8020 Reactor RG-7 &RG-9 Sump Exhaust
8060 Reactor RG-10 Exhaust South Wall Exhaust, vents to 8280 and its control equipment
8070 Reactor RG-10 Sump Exhaust, vents to 8280 and its control equipment
8080 Reactor RG-10 Manway Exhaust, vents to 8280 and its control equipment
8091 Reactor RS-14 Manway Exhaust
8092 Reactor RS-14 Floor Exhaust
8093 Reactor RS-14 Mezzanine Exhaust
8094 Reactor RS-14 Floor Scale Exhaust
8095 Reactor RG-17 Manway Exhaust
8096 Reactor RG-17 Packaging Area Exhaust
8111 Reactor RS-15 Manway (CM100 Sandmill Tank)
8112 Reactor RS-15 Mezzanine Exhaust
8113 Reactor RS-15 Floor & Circulation Pumps (CM100 Sandmill Tank)
8121 Reactor RS-12 Thinning Tank Manway CM100 Storage
8122 5,500 Gallon Hold Tank Mezzanine Exhaust (RS12TT)
8123 5,500 Gallon Hold Tank Floor Exhaust (RS12TT)
8141 Reactor RS-8 Manway & Packaging Exhaust
8142 Reactor RS-8 Packaging Exhaust
8302 PTO Floor Scale
8303 PTO Packaging Exhaust
8304 PTO Packaging Exhaust
8305 PTO Packaging Exhaust
8306 PTO Packaging Exhaust
8307 PTO Packaging Exhaust
8308 PTO Packaging Exhaust

**SECTION H. Miscellaneous.**

8309 PTO Packaging Exhaust
8320 Tote Cleaning Station & Small Batch Exhaust
8321 PD10 Exhaust
8322 Tote Tank Draining Exhaust
8323 Tote Tank Cleaning Exhaust
8324 Tote Tank Drying Exhaust
8325 Tote Tank Drying Exhaust
8671 HCl (36% IN WATER) Bulk Tank
9340 TS-1000 Mixer Vent
9461 Reactor RS-18 Manway
9463 Portable Floor Scale (Packaging Area)
9464 Reactor RS-18 Mezzanine Floor Exhaust
9465 Building 16C Floor Exhaust
9600 Reactor RS-18 Vessel Body Unit
9743 HCET-505 Tank
9744 RC-3 Gallon Tank
9760 Latex Area Process Exhaust
9762 PMT-7100 Tank
9763 LDST-7300 Receiver
9764 Reactor LRTR-7000 Latex Reactor Manway
9765 Reactor LRTR-7000 Latex Reactor Packaging
9766 Reactor LRTR-7000 Latex Reactor Packaging
9780 Alpha brAN Process Exhaust
9870 DCD Area Process Exhaust
9871 Reactor DCD Still Atm. Vent DCBT-5300 Manway
9872 Reactor DCD Feed Packing Exhaust DCFT-5100
9873 Reactor DCD Receiver DCIT-5500 Manway
9874 Reactor DCD Receiver DCIT-5600 Manway
9875 Reactor DCD Still DCDC-5000 Manway
9876 Reactor SRTR-4000 Manway
9877 Reactor SRTR-4000 Receiver Packing Exhaust MCST-4100
9878 Reactor DCD Still Reactor Xylene Bottoms DCBT-5300 Manway
9900 ACN Storage/ Charge System ANST-300 & ANCT-400 Vent
9920 Int. Aqueous Separation Tank vent AWIT-800
9960 DCD Storage Tank vent CDST-6000 vent
9970 Chiller Tank #1 Vent CT-1
9980 Chiller Tank #2 Vent CT-2
9990 Bottoms Tank vent DCBT-5100 vent
10000 Reactor SRTR-4000 Atmospheric Vent
10020 Column feed tank vent DCFT-5100
10030 Polyvinyl Alcohol tank vent DICT-7200 vent
10050 Inhibitor Tank Vent IFT-5700
10070 Reactor LRTR-7000 Latex Reactor Atmospheric Vent
10080 Premix Tank Vent PMT-7100
10090 Relief Tank (RT-2000) Vent
10310 Reactor RS-19 Area Exhaust
10311 Reactor RS-19 Manway Exhaust
10312 Reactor RS-19 Packaging Area Exhaust
10370 ACN Relief Tank (RC-3) Vent
10400 Reactor RG-21 Reactor Exhaust
10401 Reactor RG-21 Reactor Manway Exhaust
10402 Reactor RG-21 Catalyst Tank Exhaust
10403 Reactor RG-21 Reactor Loading/Packaging Exhaust
10404 Reactor RG-21 Reactor Sulfole Loading Exhaust
10500 BC-300 Bulk Tank
10520 Sodium Nitrite Solution Day Tank
10530 Acid/Water pre Cool Tank
10540 10B Chiller Glycol Tank
10570 BC300 Bulk Tank

**SECTION H. Miscellaneous.**

10660 PREPOLYMERS Bulk Tank
 10670 Z398/POLYOLS Bulk Tank
 10690 BROMINE Bulk Tank
 10700 RG-10 Chiller Tank
 10710 RG-10 Chiller Tank
 10740 DCD Bulk Tank
 10750 Sodium Hydroxide (50%) Bulk Tank
 10760 Sodium Nitrite Solution Bulk Tank
 10770 Battery Changing Room Sump
 10780 Bartlett-Snow Dryer sump
 10870 Rubber Grinder Dust Collector
 10880 Rubber Granulator Dust Collector
 10990 Solvent Recovery Unit
 10991 Solvent Recovery Unit Vacuum Pump Vent
 10992 Solvent Recovery Unit Area Exhaust
 10993 Solvent Recovery Unit Tank 1
 10994 Solvent Recovery Unit Tank 2
 10995 Solvent Recovery Unit Tank 3
 18,000-gallon HCl Storage Tank
 RG-32 flexible exhaust
 RG-30 flexible exhaust
 RG-30 chiller tanks (x2)
 RG-30 manway exhaust
 RS-34 manway exhaust
 RS-34 mezzanine exhaust
 RA-34 floorway exhaust
 TK-346 CM100 sandmill tank manway exhaust
 TK-346 CM100 sandmill tank mezzanine exhaust
 CM100 area floor sweep

c)(2) Source ID: 7000A consists of the following emission units.

EXHAUST # UNIT DESCRIPTION

7451 600 Gallon Ball Mill
 8230 RS-12 Thinning Tank

c)(3) Source ID: 7000C consists of the following emission units.

Facility ID Source Name

7001 Building 1 Basket Mill
 7012 30 HP Hockmeyer Mixer
 7021 Lightnin Mixer
 7022 Bldg 8 Chemlok Sand Mill
 7342 Non-DNB SANDMILL EXHAUST (PREVIOUSLY ATT. EXHAUST)
 7473 Urethane Room #1 - Hockmeyer Mixer
 7474 Urethane Room #1 - Hockmeyer/Myers Mixer
 7481 Urethane Room #2 - No. 2 KD Mill
 7482 Urethane Room #2 - No. 2 KD Mill/EZ Arm
 7483 Urethane Room #3 - No. 3 KD Mill
 7484 Urethane Room #3 - 50 HP Hockmeyer - Big Bubba
 7501 Urethane Room #2 Mateer
 7502 Urethane Room #2 Sandmill Mixer
 7503 Urethane Room #2 Hockmeyer Mixer
 7504 Urethane Rooms #3 Mixer 1
 7505 Urethane Rooms #3 Mixer 2
 7506 Urethane Rooms #3 Mixer 3
 7507 Urethane Rooms #3 Sandmill

**SECTION H. Miscellaneous.**

7803 No. 4 Kady Mill Exhaust
 7915 Hockmeyer Mixer Exhaust
 7942 Bldg. 8 Lead-Free Sandmill Exhaust
 7943 Bldg. 8 Sandmill Exhaust
 7951 Bldg. 8 Sandmill Drop #1

c)(4) Source ID: 7000F consists of the following emission units.

EXHAUST # UNIT DESCRIPTION

7091 3' Ametek Filter
 7092 1500 Gallon FRP Hold Tank
 7231 Reactor RG-3 Condenser Vent
 7240 Reactor RG-3 Vacuum Vent
 7521 Reactor RS-4 Condenser Vent
 7522 Reactor RS-4 Vacuum Vent
 7531 Reactor RS-4 Condenser Common Vent
 7532 Reactor RS-4 Vacuum Pump Common Vent
 7540 Reactor RS-4 Thinning Tank Condenser Vent
 7580 Reactor RS-4 Thinning Tank Rupture Disc Vent
 7590 Reactor RS-4 Tank Rupture Disc Vent
 7700 Reactor RS-4 Tank Rupture Disc Vent
 7812 QDO KS Filter Exhaust (old 8D adhesive mix tank exhaust)
 7840 Bartlett-Snow Dryer Vacuum Pump Exhaust
 7973 Reactor RG-7 Hold Tank
 7984 Reactor RG-20
 8000 Reactor RG-7 Vacuum Pump Vent
 8010 Reactor RG-7 Reactor Exhaust
 8040 Reactor RG-9 Condenser
 8050 Reactor RG-9 Vacuum Pump Exhaust
 8090 Reactor RS-14 & RG-17 Reactor Exhausts
 8140 Reactor RS-8
 8170 Reactor RS-14 Condenser Vent
 8180 Reactor RS-13 Condenser Vent
 8190 Reactor RS-14 Vacuum Pump Vent
 8200 Reactor RS-13 Vacuum Pump Vent
 8210 Reactor RS-15 Vent
 8220 Reactor RS-12 Vacuum Pump Vent
 8240 Reactor RS-12 Condenser Vent
 8250 Reactor RS-8 Vacuum Pump Vent
 9430 Reactor RS-8 Condenser Vent
 9480 Reactor RS-18 Condenser Vent
 9500 Tank A - Mix Tank (RS-18TT - 7,500 gal. Tank)
 9510 Tank B - Raw Emulsion Tank
 9520 Tank C - LSE Tank
 9530 Tank D - Packaging Tank
 9540 Tank F - Recovery Tank
 9550 Tank H - Recovery Tank
 9741 ANST-300 ACN Storage Tank
 9742 ANCT-400 ACN Receiver
 9890 A-BrAN Receiver Storage Tanks vent ABST-1100 & ABST-1200
 9910 Alpha brAN Still Vac. Pump ARTR-1000 Vent
 9940 Bromine Storage/Transfer Operations Scrubber Vent
 9950 Reactor Bromination Reactor Vent BRTR-500
 9951 Reactor Bromination Reactor Atm. Vent BRTR-500
 10041 Reactor Alpha brAN DRTR-600 vent
 10042 Reactor Alpha brAN GST-700 vent
 10043 Reactor Alpha brAN ARTR-1000 vent
 10060 Reactor LRTR-7000 Latex Reactor Vacuum Pump Vent

**SECTION H. Miscellaneous.**

10320 Reactor RS-19 Condenser Vent
 10330 Reactor RS-19 Vacuum Pump Vent
 F325 QDO exhaust
 TK-326 (RG-32 Hold Tank)
 RG-33
 RG-32 reactor exhaust
 RS-34 vacuum pump vent
 RS-34 process condenser
 RS-34 vacuum vent condenser

d) Source ID: 7000T Consists of the following storage tanks

Facility ID	Unit Description
9560	30,000-gal Xylene Bulk Storage Tank
10550	MIBK Bulk Tank
10560	MIBK Bulk Tank
10580	MEK/Z098/MEK
10590	XYLENE Bulk Tank
10600	METHANOL Bulk Tank
10610	MEK Reclaim Tank
10620	15,000-gal Toluene Bulk Storage Tank
10630	15,000-gal PCE Bulk Storage Tank
10640	PHENOL Bulk Tanks (2) 45,000-gallon MIBK Storage Tank

e) The following is a list of activities for which there are no applicable emission limitations, testing, monitoring, recordkeeping, or reporting requirements. Each activity is identified according to the (PRISM) Exhaust Number and Unit Description.

EXHAUST # UNIT DESCRIPTION

7100	Bromine Storage Tank Room Exhaust
7250	Domex Exhaust: 2nd floor QA Lab, 1st floor QA Lab
7251	2nd QA Lab Bench & Room
7252	1st Floor QA Lab Hood (West Side of Room)
7253	1st Floor West Side Floor Exhauster
7260	Domex Exhaust: 2nd floor QA Lab, Radiation Cure Unit
7261	2nd Floor QA Lab Radiation Cure Unit Bench
7262	2nd Floor QA Lab Room
7270	Exhaust: QA Lab South & Center
7271	QA Lab Hoods South Side & Center of Room Units
7272	QA Lab Hoods South Side & Center of Room Units
7273	QA Lab Hoods South Side & Center of Room Units
7274	QA Lab Hoods South Side & Center of Room Units
7280	2nd Floor QA Lab Spray Booth
7290	1st Floor Lab Oven Vent South
7291	1st Floor Lab Oven Vent South
7292	1st Floor Lab Oven Vent South
7293	1st Floor Lab Oven Vent South
7300	Radiation Cure Lab Vent
7310	1st Floor Lab Oven Vent South
7311	1st Floor Lab Oven Vent North Side
7312	1st Floor Lab Oven Vent North Side
7320	2nd Floor Lab Hood North
7321	2nd Floor Lab Hood North Side
7322	2nd Floor Lab Hood North Side
7330	Domex Roof Vent for Enclosed Pipe Chase Thru Bldg. 4
7350	P.Q. Lab, 2nd Floor, Oven Vent
7380	Label Storage Room Exhaust
7600	Roof Vents -Storage Tank Area

**SECTION H. Miscellaneous.**

7610 Roof Vents -Storage Tank Area
7760 6R097 Storage Tank Room Exhaust
7770 Bldg. 8A Breezeway Floor Exhaust
7780 Battery Charging Area Exhaust
8130 CReactor RS-12 Dust Collector (old C201)
8260 Reactor RS-12, RS-13, RS-14 Sump
8270 NOx Scrubber Sump Vent
8290 Bldg. 16 Floor Exhaust South End
8300 Bldg. 16 Floor Exhaust Center
8301 Bldg. 16 Floor Exhaust East Wall
8310 Bldg. 16 Floor Exhaust North End
8360 Bldg. 16C Floor Exhaust West
8370 Bldg. 16C Floor Exhaust East
8380 Press & Rubber Mill Exhaust
8390 Center Lab Bench Hood Exhaust (indoors)
8400 Oven Vent West
8410 Oven Vent West
8430 Lab Hood Vent
8440 Lab Hood Vent
8450 Lab Hood Vent
8470 Oven Vent West
8480 Oven Vent West
8490 Oven Vent West
8500 Oven Vent West
8510 Floor Exhaust PQ Retain Area
8560 Pressure Conservation Vent for Cold Brine Tank (MeOH/H₂O)
8570 Vacuum Relief Valve for Cold Brine Tank (MeOH/H₂O)
8580 Emerg. Relief Valve for Cold Brine Tank (MeOH/H₂O)
8590 Emerg. Relief Valve for Hot Brine Tank (MeOH/H₂O)
8600 Vacuum Relief Valve for Hot Brine Tank (MeOH/H₂O)
8610 Pressure Conservation Vent for Hot Brine Tank (MeOH/H₂O)
8620 Bldg. 13 Floor & Pit Exhaust
8630 Wall Exhaust Outfall Measurement Bldg. 17
8680 Pressure Relief Vent for HCL Storage Tank
8730 Walk-in Hood Exhauster
8780 Storage Room Vent
8880 Vacuum Pump Exhaust Drain Line Vent
8890 Vacuum Pump Exhaust Line
9030 Wall Exhauster - 2000KVA Transformer & Switchgear Room
9360 Building 4 Michigan Oven Vent
9380 Bldg. 7A Pump House Exhaust
9440 Building 8B Michigan Oven Vent (west)
9450 Building 8B Michigan Oven Vent (east)
9610 PQ Acrylic Coating Bond Test Lab Hood, Bldg. 3
9740 ACN loading area ANCT-400
9745 ACN Loading Area
9750 Latex Area Exhauster - Floor Sweeps
9770 Alpha BrAN Area Exhauster - Floor Sweeps
9790 Reactor RG-21 Reactor Area Exhaust
9791 Reactor RG-21 Area Floor Sweep Exhaust North
9792 Reactor RG-21 Area Floor Sweep Exhaust South
9793 Reactor RG-21 Area Floor Sweep Exhaust East
9794 Reactor RG-21 Area Floor Sweep Exhaust West
9800 General Manufacturing Area Exhaust
9810 Bromine Storage Area Exhaust
9820 Corridor Exhaust
9830 Chiller Room Exhaust
9840 DCD Tank Area Exhaust
9850 Scrubber Area Exhaust

**SECTION H. Miscellaneous.**

9860 DCD Area Exhaust - Floor Sweeps
 9861 Reactor DCD Still Floor Exhaust DCDC-5000
 9862 Reactor DCD Still Floor Exhaust DCBT-5300
 9863 Reactor DCD Still Floor Exhaust DCIT-5500
 9864 Reactor DCD Still Floor Exhaust DCIT-5600
 9865 Reactor DCD Still Floor Exhaust SRTR-4000 East Wall
 9866 Reactor DCD Still Floor Exhaust SRTR-4000 South East Wall
 9867 Reactor DCD Still Floor Exhaust SRTR-4000 South West Wall
 10190 Vessel Emergency Relief Vent
 10200 Vessel Emergency Relief Vent
 10210 Polyvinyl Alcohol Tank DICT-7200 Steam Relief Vent
 10220 Polyvinyl Alcohol Tank DICT-7200 Emergency Relief Vent
 10230 Relief Tank (RT-2000) Emergency Relief Vent
 10240 ACN Tank Emergency Relief Vent
 10250 Chiller Tank #1 (CT-1) Emergency Relief Vent
 10260 Chiller Tank #2 (CT-2) Emergency Relief Vent
 10280 Chemical Intermediate Slurry Process
 10281 Chemical Intermediate Slurry Process
 10290 Talc Drying Oven Exhaust
 10340 Building 20 Air Rotation Unit Exhaust
 10820 Compactor Fan
 10830 Building 5 Michigan Oven Vent
 10840 Empty Container Shed
 10850 Convenience Packaging Wall Exhausters
 10860 CPK Cleaning Room Exhaust
 10870C Rubber Grinder Dust Collector
 10880C Rubber Granulator Dust Collector
 Six exhaust vents from methanol/water brine chiller

f) The permit was modified on July 22, 2019, to incorporate RACT II presumptive and alternate (case-by-case) requirements. The sources exempt from RACT II requirements are listed below, with reasoning for their exemption:

Source ID	Source	Basis/Comments
101	Adhesive Mfg Bldg 8D	No VOC (water-based products)
10810	"NA BR/NA CL" Waste Bulk Tank	No VOC
206	Bromine Storage & Transfer	No VOC
300	LDAR - 40 CFR 63 - Subpart TT	N/A
301	LDAR - 40 CFR 63 - Subpart R	N/A
302	LDAR - 40 CFR 63 - Subpart UU	N/A
7010	Pebble Mill & Grinder	N/A (source has been removed)
7830	Dryer/Grinding Area	No VOC
8280	A/N Waste Tanks (2@ 15k Gallons Each)	No VOC
8330	Pulverizer (QDO)	No VOC
8340	Pulverizer (QDO)	No VOC
8350	Fluidized Bed Dryer	No VOC
8670	Hydrochloric Acid Tank	No VOC

g) This permit was administratively amended on February 14, 2022 to incorporate the change of responsible official.

h) This permit was administratively amended on February 13, 2023 to incorporate the requirements of plan approval 20-00194F and to update the compliance certification date in Section C subparagraph VIII.



***** End of Report *****
